



STCC Solvalla

V8 Thunder Car

Solvalla 1,250 Km

Test


05.09.2014 10:30

Practice (30:00 Time) started at 10:29:14

Pos	No.	Name	Entrant	Make	Nat./Club	Laps	Best Tm	Diff	In Lap	km/h
1	6	Andreas Ahlberg	Micke Kägered Racing	Chevrolet Camarc	SWE-SMK Hedemora	28	45.639		25	98,600
2	34	Jens Edman	Bryntesson Motorsport	Chevrolet Camarc	SWE-Tjust MK	23	45.861	0.222	20	98,123
3	83	Patric Sundel	Bryntesson Motorsport	Chevrolet Camarc	SWE-Hyllinge MS	25	45.876	0.237	19	98,091
4	66	Joakim Ahlberg	BDS Vi Tar Hand Om Bilei	Chevrolet Camarc	SWE-SMK Hedemora	26	45.940	0.301	21	97,954
5	98	Stein Frederic Akre	Team. Trysil.Com	Chevrolet Camarc	NOR-Mk Ratten	29	46.046	0.407	25	97,728
6	96	Marcus Palnér	Palnér&Co	Chevrolet Camarc	SWE-KAK	33	46.139	0.500	31	97,531
7	84	Kim Andersson	Memhpis Racing	Chevrolet Camarc	SWE-Årjängs MK	21	46.346	0.707	12	97,096
8	86	Fredric Magnusson	Memphis Racing	Chevrolet Camarc	SWE-Jämtlands MKIOP	23	46.421	0.782	13	96,939
9	77	Alexander Graff	Memphis Racing	Chevrolet Camarc	SWE-SSK	22	46.464	0.825	19	96,849
10	4	Hampus Lindkvist	Memphis Racing	Chevrolet Camarc	SWE-Rättvik Racing Kl	29	46.575	0.936	19	96,618
11	48	Alx Danielsson	Memhpis Racing	Dodge Challenge	SWE-KAK	24	46.731	1.092	23	96,296
12	32	Christian Axelsson	Norrlandsgjuteriet Racing	Chevrolet Camarc	SWE-Pcs Racing Club	30	46.804	1.165	24	96,146
13	10	Stefan Pettersson	Steber Racing	Chevrolet Camarc	SWE-Gestrike Racing T	27	46.995	1.356	24	95,755
14	18	Gabriel Blomberg	Memhpis Racing	Chevrolet Camarc	SWE-Linköpings MS	27	47.023	1.384	24	95,698
15	99	Bill Berggren		Chevrolet Camarc	SWE-SSK	17	48.699	3.060	13	92,404
16	78	Jonas Fors	Memphis Racing	Chevrolet Camarc	SWE-KAK	13	49.462	3.823	13	90,979

Announcements

Weather: sunny 20 degrees, dry track

Timekeeping Steffen Kirchhof: 

Clerk of the course Pär Hydén:

Steward Alf Nordin:

Secretary of the meeting Matilda Eriksson:

www.mylaps.com

Licensed to: Motorsport Events

STCC Solvalla

V8 Thunder Car

Solvalla 1,250 Km

Test

05.09.2014 10:30

Practice (30:00 Time) started at 10:29:14

Lap	Time of Day	Lap Tm	Diff	S1 Tm	S2 Tm	Lap	Time of Day	Lap Tm	Diff	S1 Tm	S2 Tm
(6) Andreas Ahlberg						17	10:55:28.008	48.898	+3.022	26.612	22.286
1	10:31:20.029	48.775	+3.136	26.415	22.360	18	10:56:13.991	45.983	+0.107	24.757	21.226
2	10:32:09.033	49.004	+3.365	25.884	23.120	19	10:56:59.867	45.876		24.637	21.239
3	10:33:02.467	53.434	+7.795	28.540	24.894	p20	10:57:49.792	49.925	+4.049	24.979	
4	10:33:50.071	47.604	+1.965	25.633	21.971	21	11:00:45.827	2:56.035	+2:10.159		21.537
5	10:34:38.132	48.061	+2.422	25.817	22.244	22	11:01:32.487	46.660	+0.784	25.316	21.344
6	10:35:25.699	47.567	+1.928	25.549	22.018	23	11:02:18.628	46.141	+0.265	24.643	21.498
7	10:36:13.578	47.879	+2.240	25.560	22.319	24	11:03:04.707	46.079	+0.203	24.584	21.495
p8	10:37:10.933	57.355	+11.716	30.050		p25	11:03:52.761	48.054	+2.178	24.578	
9	10:41:49.241	4:38.308	+3:52.669		22.931	(66) Joakim Ahlberg					
10	10:42:36.690	47.449	+1.810	25.853	21.596	1	10:31:21.744	50.874	+4.934	28.142	22.732
11	10:43:23.308	46.618	+0.979	25.016	21.602	2	10:32:10.482	48.738	+2.798	26.079	22.659
12	10:44:09.280	45.972	+0.333	24.795	21.177	p3	10:33:07.150	56.668	+10.728	27.685	
13	10:44:55.131	45.851	+0.212	24.708	21.143	4	10:35:12.576	2:05.426	+1:19.486		22.011
14	10:45:40.980	45.849	+0.210	24.567	21.282	5	10:36:01.547	48.971	+3.031	25.677	23.294
15	10:52:35.444	5:59.553	+5:13.914		22.659	6	10:37:00.158	58.611	+12.671	34.984	23.627
16	10:53:21.760	46.316	+0.677	24.893	21.423	7	10:37:56.987	56.829	+10.889	33.291	23.538
17	10:54:07.933	46.173	+0.534	24.729	21.444	8	10:39:02.085	1:05.098	+19.158	41.670	23.428
18	10:54:53.700	45.767	+0.128	24.520	21.247	9	10:39:54.800	52.715	+6.775	31.107	21.608
19	10:55:39.361	45.661	+0.022	24.524	21.137	10	10:40:44.228	49.428	+3.488	27.418	22.010
20	10:56:25.060	45.699	+0.060	24.470	21.229	11	10:41:31.001	46.773	+0.833	25.247	21.526
21	10:57:11.360	46.300	+0.661	24.602	21.698	p12	10:42:22.849	51.848	+5.908	25.051	
22	10:57:57.813	46.453	+0.814	24.910	21.543	13	10:45:29.685	3:06.836	+2:20.896		22.110
p23	10:58:54.691	56.878	+11.239	25.089		14	10:46:16.896	47.211	+1.271	24.867	22.344
24	11:01:35.719	2:41.028	+1:55.389		21.934	15	10:52:23.572	5:08.687	+4:22.747	5:42.556	24.120
25	11:02:21.358	45.639		24.480	21.159	16	10:53:12.254	48.682	+2.742	27.058	21.624
26	11:03:07.291	45.933	+0.294	24.521	21.412	17	10:53:58.535	46.281	+0.341	25.011	21.270
27	11:03:54.250	46.959	+1.320	24.646	22.313	18	10:54:45.722	47.187	+1.247	24.522	22.665
28	11:04:46.642	52.392	+6.753	27.885	24.507	19	10:55:32.110	46.388	+0.448	24.961	21.427
(34) Jens Edman						20	10:56:19.681	47.571	+1.631	26.102	21.469
1	10:31:10.138	50.432	+4.571	28.162	22.270	21	10:57:05.621	45.940		24.632	21.308
2	10:31:59.500	49.362	+3.501	26.857	22.505	22	10:57:52.450	46.829	+0.889	25.068	21.761
3	10:32:47.103	47.603	+1.742	25.586	22.017	23	10:58:39.377	46.927	+0.987	24.973	21.954
p4	10:33:39.784	52.681	+6.820	27.226		24	10:59:29.132	49.755	+3.815	27.906	21.849
5	10:38:33.358	4:53.574	+4:07.713		22.695	25	11:00:15.831	46.699	+0.759	24.874	21.825
p6	10:39:35.804	1:02.446	+16.585	35.051		p26	11:01:10.413	54.582	+8.642	28.698	
7	10:41:23.747	1:47.943	+1:02.082		21.896	(98) Stein Frederic Akre					
8	10:42:10.911	47.164	+1.303	25.498	21.666	1	10:31:17.238	52.709	+6.663	27.500	25.209
9	10:42:57.674	46.763	+0.902	24.985	21.778	2	10:32:07.644	50.406	+4.360	27.376	23.030
p10	10:43:48.926	51.252	+5.391	25.783		3	10:32:58.293	50.649	+4.603	28.247	22.402
11	10:51:57.682	8:08.756	+7:22.895		22.860	4	10:33:46.458	48.165	+2.119	25.936	22.229
12	10:52:44.549	46.867	+1.006	25.441	21.426	5	10:34:34.645	48.187	+2.141	25.826	22.361
13	10:53:30.705	46.156	+0.295	24.698	21.458	p6	10:35:27.660	53.015	+6.969	26.082	
14	10:54:17.359	46.654	+0.793	24.934	21.720	7	10:39:34.372	4:06.712	+3:20.666		23.109
15	10:55:03.388	46.029	+0.168	24.710	21.319	8	10:40:26.123	51.751	+5.705	29.411	22.340
p16	10:55:51.779	48.391	+2.530	24.387		9	10:41:13.416	47.293	+1.247	25.437	21.856
17	10:58:47.157	2:55.378	+2:09.517		21.509	10	10:42:00.441	47.025	+0.979	25.262	21.763
18	10:59:33.192	46.035	+0.174	24.653	21.382	11	10:42:47.842	47.401	+1.355	25.443	21.958
19	11:00:19.160	45.968	+0.107	24.516	21.452	12	10:43:35.098	47.256	+1.210	25.222	22.034
20	11:01:05.021	45.861		24.618	21.243	13	10:44:22.399	47.301	+1.255	25.374	21.927
21	11:01:51.386	46.365	+0.504	24.881	21.484	14	10:45:09.656	47.257	+1.211	25.519	21.738
22	11:02:37.530	46.144	+0.283	24.625	21.519	15	10:45:57.360	47.704	+1.658	25.349	22.355
p23	11:03:32.364	54.834	+8.973	27.690		16	10:52:15.258	5:24.611	+4:38.565		22.552
(83) Patric Sundel						17	10:53:02.467	47.209	+1.163	25.403	21.806
1	10:31:17.869	50.620	+4.744	27.087	23.533	18	10:53:49.238	46.771	+0.725	24.949	21.822
2	10:32:14.565	56.696	+10.820	29.526	27.170	19	10:54:35.586	46.348	+0.302	25.010	21.338
3	10:33:05.650	51.085	+5.209	26.528	24.557	20	10:55:22.343	46.757	+0.711	24.984	21.773
4	10:33:56.258	50.608	+4.732	28.246	22.362	21	10:56:08.406	46.063	+0.017	24.601	21.462
5	10:34:45.204	48.946	+3.070	26.522	22.424	22	10:56:54.522	46.116	+0.070	24.676	21.440
6	10:35:33.263	48.059	+2.183	26.153	21.906	23	10:57:40.691	46.169	+0.123	24.697	21.472
7	10:36:21.854	48.591	+2.715	26.939	21.652	24	10:58:27.222	46.531	+0.485	24.834	21.697
p8	10:37:16.287	54.433	+8.557	28.848		25	10:59:13.268	46.046		24.577	21.469
9	10:43:32.973	6:16.686	+5:30.810		22.042	26	10:59:59.855	46.587	+0.541	24.831	21.756
10	10:44:21.764	48.791	+2.915	25.277	23.514	27	11:00:46.367	46.512	+0.466	25.021	21.491
11	10:45:09.181	47.417	+1.541	25.684	21.733	28	11:01:33.010	46.643	+0.597	25.123	21.520
12	10:45:56.030	46.849	+0.973	25.416	21.433	p29	11:02:23.435	50.425	+4.379	24.873	
13	10:52:19.357	5:29.695	+4:43.819		23.577	(96) Marcus Palmér					
14	10:53:06.349	46.992	+1.116	25.267	21.725	1	10:30:50.195	50.019	+3.880	26.395	23.624
15	10:53:52.546	46.197	+0.321	24.823	21.374	2	10:31:44.584	54.389	+8.250	26.402	27.987
16	10:54:39.110	46.564	+0.688	25.087	21.477	3	10:32:32.856	48.272	+2.133	26.088	22.184

STCC Solvalla

V8 Thunder Car

Solvalla 1,250 Km

Test

05.09.2014 10:30

Practice (30:00 Time) started at 10:29:14

Lap	Time of Day	Lap Tm	Diff	S1 Tm	S2 Tm	Lap	Time of Day	Lap Tm	Diff	S1 Tm	S2 Tm
4	10:33:21.226	48.370	+2.231	26.114	22.256	19	10:59:52.275	47.604	+1.183	25.188	22.416
5	10:34:08.888	47.662	+1.523	25.696	21.966	20	11:00:40.438	48.163	+1.742	25.851	22.312
6	10:34:57.095	48.207	+2.068	25.757	22.450	21	11:01:27.299	46.861	+0.440	25.355	21.506
7	10:35:44.840	47.745	+1.606	25.828	21.917	22	11:02:14.255	46.956	+0.535	25.266	21.690
8	10:36:34.046	49.206	+3.067	27.035	22.171	p23	11:03:02.977	48.722	+2.301	25.106	
9	10:37:23.077	49.031	+2.892	27.198	21.833						
p10	10:38:16.530	53.453	+7.314	27.867							
11	10:41:21.337	3:04.807	+2:18.668		22.071	(77) Alexander Graf					
12	10:42:09.003	47.666	+1.527	26.048	21.618	1	10:31:41.697	52.255	+5.791	28.219	24.036
13	10:42:56.506	47.503	+1.364	25.371	22.132	2	10:32:30.228	48.531	+2.067	26.278	22.253
14	10:43:44.157	47.651	+1.512	25.771	21.880	3	10:33:18.553	48.325	+1.861	26.173	22.152
15	10:44:31.744	47.587	+1.448	25.635	21.952	4	10:34:06.913	48.360	+1.896	26.089	22.271
16	10:45:18.672	46.928	+0.789	25.079	21.849	5	10:34:55.371	48.458	+1.994	25.708	22.750
17	10:46:05.487	46.815	+0.676	25.189	21.626	6	10:35:43.699	48.328	+1.864	26.305	22.023
18	10:52:16.484	5:12.866	+4:26.727	5:48.444	22.553	p7	10:36:36.681	52.982	+6.518	26.792	
19	10:53:04.135	47.651	+1.512	25.650	22.001	8	10:40:22.253	3:45.572	+2:59.108		21.788
20	10:53:51.538	47.403	+1.264	25.331	22.072	9	10:41:09.873	47.620	+1.156	25.506	22.114
21	10:54:38.495	46.957	+0.818	25.281	21.676	10	10:41:56.788	46.915	+0.451	25.387	21.528
22	10:55:25.251	46.756	+0.617	25.210	21.546	11	10:42:44.214	47.426	+0.962	25.672	21.754
23	10:56:12.133	46.882	+0.743	25.296	21.586	12	10:43:30.912	46.698	+0.234	25.238	21.460
24	10:56:58.783	46.650	+0.511	24.990	21.660	13	10:44:17.394	46.482	+0.180	24.913	21.569
25	10:57:45.338	46.555	+0.416	24.903	21.652	14	10:45:03.981	46.587	+0.123	24.941	21.646
26	10:58:32.474	47.136	+0.997	25.521	21.615	15	10:45:51.008	47.027	+0.563	25.018	22.009
27	10:59:19.233	46.759	+0.620	25.065	21.694	16	10:55:52.211	9:05.541	+8:19.077		21.591
28	11:00:05.552	46.319	+0.180	25.060	21.259	17	10:56:39.260	47.049	+0.585	24.739	22.310
29	11:00:52.684	47.132	+0.993	25.254	21.878	18	10:57:26.675	47.415	+0.951	25.865	21.550
30	11:01:39.226	46.542	+0.403	25.038	21.504	19	10:58:13.139	46.464		24.944	21.520
31	11:02:25.365	46.139		24.602	21.537	20	10:59:00.298	47.159	+0.695	24.926	22.233
32	11:03:11.738	46.373	+0.234	24.789	21.584	21	10:59:47.605	47.307	+0.843	25.191	22.116
p33	11:04:06.687	54.949	+8.810	28.109		p22	11:00:42.464	54.859	+8.395	25.594	
(84) Kim Andersson						(4) Hampus Lindkvist					
1	10:30:58.888	51.642	+5.296	28.605	23.037	1	10:31:07.323	51.154	+4.579	28.191	22.963
p2	10:31:53.817	54.929	+8.583	27.428		p2	10:32:01.216	53.893	+7.318	26.869	
3	10:37:53.298	5:59.481	+5:13.135		22.673	3	10:35:02.951	3:01.735	+2:15.160		22.592
4	10:38:51.297	57.999	+11.653	35.326	22.673	4	10:35:57.420	54.469	+7.894	27.843	26.626
5	10:39:51.903	1:00.606	+14.260	38.614	21.992	5	10:36:51.062	53.642	+7.067	31.311	22.331
6	10:40:43.172	51.269	+4.923	29.644	21.625	p6	10:37:52.173	1:01.111	+14.536	33.793	
7	10:41:30.507	46.885	+0.539	25.154	21.731	7	10:40:48.133	2:55.960	+2:09.385		22.208
8	10:42:17.235	47.178	+0.832	25.325	21.853	8	10:41:36.201	48.068	+1.493	25.935	22.133
p9	10:43:16.649	59.414	+13.068	32.196		9	10:42:23.593	47.392	+0.817	25.702	21.690
10	10:51:58.312	8:41.663	+7:55.317		23.019	10	10:43:11.799	48.206	+1.631	25.240	22.966
11	10:52:45.701	47.389	+1.043	25.649	21.740	11	10:43:59.132	47.333	+0.758	25.447	21.886
12	10:53:32.047	46.346		24.890	21.456	12	10:44:46.745	47.613	+1.038	25.746	21.867
13	10:54:19.065	47.018	+0.672	25.371	21.647	13	10:45:34.844	48.099	+1.524	26.184	21.915
14	10:55:05.990	46.925	+0.579	25.237	21.688	14	10:52:13.931	5:46.900	+5:00.325		22.298
15	10:55:52.786	46.796	+0.450	25.296	21.500	15	10:53:01.640	47.709	+1.134	25.645	22.064
16	10:56:39.334	46.548	+0.202	24.876	21.672	16	10:53:50.219	48.579	+2.004	25.231	23.348
17	10:57:27.204	47.870	+1.524	26.253	21.617	17	10:54:37.135	46.916	+0.341	25.150	21.766
p18	10:58:26.501	59.297	+12.951	31.540		18	10:55:24.135	47.000	+0.425	25.234	21.766
19	11:02:32.236	4:05.735	+3:19.389		21.861	19	10:56:10.710	46.575		25.124	21.451
20	11:03:18.662	46.426	+0.080	25.061	21.365	20	10:56:57.339	46.629	+0.054	25.114	21.515
21	11:04:06.230	47.568	+1.222	25.625	21.943	21	10:57:44.213	46.874	+0.299	25.238	21.636
(86) Fredric Magnusson						22	10:58:31.324	47.111	+0.536	25.292	21.819
1	10:31:11.357	50.999	+4.578	28.024	22.975	23	10:59:24.132	52.808	+6.233	30.418	22.390
2	10:32:02.329	50.972	+4.551	26.813	24.159	24	11:00:11.314	47.182	+0.607	25.532	21.650
3	10:40:02.997	8:00.668	+7:14.247	7:36.685	23.983	25	11:00:58.230	46.916	+0.341	25.144	21.772
4	10:40:52.934	49.937	+3.516	27.087	22.850	26	11:01:45.161	46.931	+0.356	25.308	21.623
5	10:41:41.874	48.940	+2.519	26.458	22.482	27	11:02:33.006	47.845	+1.270	25.871	21.974
6	10:42:29.790	47.916	+1.495	25.895	22.021	28	11:03:20.217	47.211	+0.636	25.195	22.016
p7	10:43:19.890	50.100	+3.679	25.541		29	11:04:09.054	48.837	+2.262	26.499	22.338
8	10:45:49.157	2:29.267	+1:42.846		21.981	(48) Alx Danielsson					
9	10:51:59.256	5:16.199	+4:29.778		23.701	1	10:31:29.436	49.029	+2.298	26.518	22.511
10	10:52:48.873	49.617	+3.196	25.790	23.827	2	10:32:21.348	51.912	+5.181	26.969	24.943
11	10:53:36.399	47.526	+1.105	25.625	21.901	3	10:33:11.638	50.290	+3.559	27.759	22.531
12	10:54:23.870	47.471	+1.050	25.498	21.973	4	10:34:02.065	50.427	+3.696	26.702	23.725
13	10:55:10.291	46.421		25.186	21.235	5	10:34:51.390	49.325	+2.594	26.624	22.701
14	10:55:56.736	46.445	+0.024	24.964	21.481	6	10:35:40.281	48.891	+2.160	26.279	22.612
15	10:56:43.380	46.644	+0.223	24.831	21.813	7	10:36:29.360	49.079	+2.348	26.654	22.425
16	10:57:30.046	46.666	+0.245	25.018	21.648	8	10:37:19.185	49.825	+3.094	27.245	22.580
17	10:58:17.424	47.378	+0.957	25.809	21.569	p9	10:38:12.958	53.773	+7.042	28.698	
18	10:59:04.671	47.247	+0.826	25.338	21.909	10	10:41:47.445	3:34.487	+2:47.756		22.340
						11	10:42:35.423	47.978	+1.247	25.989	21.989



STCC Solvalla

V8 Thunder Car

Solvalla 1,250 Km

Test

05.09.2014 10:30

Practice (30:00 Time) started at 10:29:14

Lap	Time of Day	Lap Tm	Diff	S1 Tm	S2 Tm
12	10:43:22.999	47.576	+0.845	25.566	22.010
13	10:44:11.370	48.371	+1.640	26.422	21.949
14	10:44:59.244	47.874	+1.143	25.831	22.043
15	10:45:47.007	47.763	+1.032	25.684	22.079
16	10:53:40.694	7:00.397	+6:13.666		22.414
17	10:54:29.015	48.321	+1.590	25.877	22.444
18	10:55:16.738	47.723	+0.992	25.678	22.045
19	10:56:03.758	47.020	+0.289	25.198	21.822
20	10:56:50.653	46.895	+0.164	25.077	21.818
21	10:57:37.640	46.987	+0.256	25.161	21.826
22	10:58:24.652	47.012	+0.281	25.309	21.703
23	10:59:11.383	46.731		25.200	21.531
p24	11:00:01.087	49.704	+2.973	25.912	

(32) Christian Axelsson					
Lap	Time of Day	Lap Tm	Diff	S1 Tm	S2 Tm
1	10:30:58.319	52.376	+5.572	28.966	23.410
2	10:31:49.090	50.771	+3.967	27.532	23.239
3	10:32:38.163	49.073	+2.269	26.573	22.500
4	10:33:29.006	50.843	+4.039	27.522	23.321
5	10:34:18.630	49.624	+2.820	26.882	22.742
6	10:35:08.160	49.530	+2.726	26.981	22.549
7	10:35:59.860	51.700	+4.896	27.211	24.489
p8	10:36:55.134	55.274	+8.470	30.666	
9	10:40:28.513	3:33.379	+2:46.575		22.784
10	10:41:17.551	49.038	+2.234	26.323	22.715
11	10:42:06.095	48.544	+1.740	26.309	22.235
12	10:42:54.978	48.883	+2.079	26.392	22.491
13	10:43:43.579	48.601	+1.797	26.256	22.345
14	10:44:31.803	48.224	+1.420	25.609	22.615
15	10:45:20.670	48.867	+2.063	26.210	22.657
16	10:46:08.686	48.016	+1.212	25.770	22.246
17	10:52:06.699	4:56.436	+4:09.632	5:34.821	23.192
18	10:52:55.382	48.683	+1.879	26.594	22.089
19	10:53:43.561	48.179	+1.375	25.818	22.361
20	10:54:31.470	47.909	+1.105	25.783	22.126
21	10:55:18.747	47.277	+0.473	25.357	21.920
22	10:56:05.873	47.126	+0.322	25.152	21.974
23	10:56:52.753	46.880	+0.076	25.123	21.757
24	10:57:39.557	46.804		25.126	21.678
25	10:58:27.927	48.370	+1.566	25.074	23.296
26	10:59:15.712	47.785	+0.981	25.622	22.163
27	11:00:04.133	48.421	+1.617	25.700	22.721
28	11:00:52.931	48.798	+1.994	25.270	23.528
29	11:01:40.693	47.762	+0.958	25.924	21.838
30	11:02:28.263	47.570	+0.766	25.711	21.859

(10) Stefan Pettersson					
Lap	Time of Day	Lap Tm	Diff	S1 Tm	S2 Tm
1	10:31:18.765	49.037	+2.042	26.366	22.671
2	10:32:08.674	49.909	+2.914	26.622	23.287
3	10:32:59.123	50.449	+3.454	27.715	22.734
4	10:33:47.660	48.537	+1.542	26.076	22.461
5	10:34:35.961	48.301	+1.306	25.726	22.575
p6	10:35:28.974	53.013	+6.018	25.696	
7	10:39:47.267	4:18.293	+3:31.298		22.876
8	10:40:37.353	50.086	+3.091	27.692	22.394
9	10:41:25.359	48.006	+1.011	25.722	22.284
10	10:42:13.660	48.301	+1.306	25.600	22.701
11	10:43:01.670	48.010	+1.015	25.537	22.473
12	10:43:49.952	48.282	+1.287	25.716	22.566
13	10:44:37.768	47.816	+0.821	25.718	22.098
14	10:45:25.632	47.864	+0.869	25.513	22.351
p15	10:46:18.734	53.102	+6.107	25.729	
16	10:53:29.176	7:10.442	+6:23.447		23.745
17	10:54:18.541	49.365	+2.370	26.007	23.358
18	10:55:06.913	48.372	+1.377	25.807	22.565
19	10:55:54.538	47.625	+0.630	25.773	21.852
20	10:56:41.639	47.101	+0.106	25.167	21.934
21	10:57:28.863	47.224	+0.229	25.301	21.923
22	10:58:16.507	47.644	+0.649	25.799	21.845
23	10:59:04.069	47.562	+0.567	25.431	22.131
24	10:59:51.064	46.995		25.209	21.786
25	11:00:38.850	47.786	+0.791	25.515	22.271
p26	11:01:29.430	50.580	+3.585	25.769	

Lap	Time of Day	Lap Tm	Diff	S1 Tm	S2 Tm
27	11:04:11.818	2:42.388	+1:55.393		22.130

(18) Gabriel Blomberg					
Lap	Time of Day	Lap Tm	Diff	S1 Tm	S2 Tm
1	10:31:09.302	52.426	+5.403	27.999	24.427
2	10:32:02.813	53.511	+6.488	27.644	25.867
3	10:32:53.313	50.500	+3.477	27.450	23.050
4	10:33:42.885	49.572	+2.549	26.794	22.778
5	10:34:32.993	50.108	+3.085	27.211	22.897
6	10:35:22.998	50.005	+2.982	26.596	23.409
7	10:36:12.176	49.178	+2.155	26.126	23.052
p8	10:37:09.075	56.899	+9.876	30.024	
9	10:40:46.903	3:37.828	+2:50.805		22.748
10	10:41:35.216	48.313	+1.290	26.038	22.275
11	10:42:22.778	47.562	+0.539	25.656	21.906
12	10:43:11.119	48.341	+1.318	25.327	23.014
13	10:43:58.439	47.320	+0.297	25.343	21.977
14	10:44:46.156	47.717	+0.694	25.582	22.135
15	10:45:34.125	47.969	+0.946	25.883	22.086
16	10:46:21.647	47.522	+0.499	25.448	22.074
17	10:51:59.944	4:34.732	+3:47.709	5:14.580	23.717
18	10:52:48.476	48.532	+1.509	25.910	22.622
19	10:53:36.008	47.532	+0.509	25.623	21.909
20	10:54:23.434	47.426	+0.403	25.400	22.026
21	10:55:11.779	48.345	+1.322	26.554	21.791
22	10:55:59.226	47.447	+0.424	25.395	22.052
23	10:56:46.423	47.197	+0.174	25.411	21.786
24	10:57:33.446	47.023		25.153	21.870
25	10:58:20.608	47.162	+0.139	25.248	21.914
26	10:59:08.891	48.283	+1.260	25.352	22.931
p27	11:00:11.679	1:02.788	+15.765	31.099	

(99) Bill Berggren					
Lap	Time of Day	Lap Tm	Diff	S1 Tm	S2 Tm
1	10:31:16.862	52.737	+4.038	27.724	25.013
2	10:32:08.403	51.541	+2.842	27.631	23.910
3	10:33:03.761	55.358	+6.659	28.877	26.481
4	10:33:54.659	50.898	+2.199	27.320	23.578
5	10:34:46.316	51.657	+2.958	27.304	24.353
6	10:35:36.494	50.178	+1.479	27.094	23.084
7	10:36:27.166	50.672	+1.973	27.499	23.173
p8	10:37:20.901	53.735	+5.036	27.646	
9	10:42:04.698	4:43.797	+3:55.098		22.802
10	10:42:54.430	49.732	+1.033	26.931	22.801
11	10:43:45.426	50.996	+2.297	27.658	23.338
12	10:44:34.551	49.125	+0.426	26.405	22.720
13	10:45:23.250	48.699		26.236	22.463
14	10:46:16.665	53.415	+4.716	25.583	27.832
15	10:52:25.769	5:03.605	+4:14.906	5:46.084	23.020
16	10:53:14.663	48.894	+0.195	26.359	22.535
p17	10:54:08.205	53.542	+4.843	25.837	

(78) Jonas Fors					
Lap	Time of Day	Lap Tm	Diff	S1 Tm	S2 Tm
1	10:31:12.854	54.620	+5.158	30.870	23.750
2	10:32:05.485	52.631	+3.169	28.282	24.349
3	10:33:05.426	59.941	+10.479	32.228	27.713
4	10:34:02.446	57.020	+7.558	28.181	28.839
5	10:34:57.486	55.040	+5.578	29.724	25.316
6	10:35:48.228	50.742	+1.280	27.273	23.469
7	10:36:40.167	51.939	+2.477	28.783	23.156
8	10:37:33.801	53.634	+4.172	30.235	23.399
9	10:38:31.720	57.919	+8.457	34.451	23.468
10	10:39:29.395	57.675	+8.213	34.366	23.309
p11	10:40:29.954	1:00.559	+11.097	32.241	
12	10:44:17.352	3:47.398	+2:57.936		23.415
13	10:45:06.814	49.462		26.574	22.888

Timekeeping Steffen Kirchhof:

Clerk of the course Pär Hydén:

www.mylaps.com

Steward Alf Nordin:

Secretary of the meeting Matilda Eriksson:

Licensed to: Motorsport Events



STCC Solvalla

V8 Thunder Car

Solvalla 1,250 Km

Qualifying

05.09.2014 14:30

Qualifying (20:00 Time) started at 14:30:02

Pos	No.	Name	Entrant	Make	Nat./Club	Laps	Best Tm	Diff	In Lap	km/h
1	34	Jens Edman	Bryntesson Motorsport	Chevrolet Camarc	SWE-Tjust MK	14	45.128		14	99,716
2	86	Fredric Magnusson	Memphis Racing	Chevrolet Camarc	SWE-Jämtlands MKIOP	18	45.147	0.019	15	99,674
3	6	Andreas Ahlberg	Micke Kågered Racing	Chevrolet Camarc	SWE-SMK Hedemora	17	45.187	0.059	13	99,586
4	83	Patric Sundel	Bryntesson Motorsport	Chevrolet Camarc	SWE-Hyllinge MS	18	45.267	0.139	16	99,410
5	66	Joakim Ahlberg	BDS Vi Tar Hand Om Biler	Chevrolet Camarc	SWE-SMK Hedemora	21	45.607	0.479	20	98,669
6	48	Alx Danielsson	Memphis Racing	Dodge Challenge	SWE-KAK	19	45.634	0.506	17	98,611
7	77	Alexander Graff	Memphis Racing	Chevrolet Camarc	SWE-SSK	18	45.694	0.566	9	98,481
8	84	Kim Andersson	Memphis Racing	Chevrolet Camarc	SWE-Årjängs MK	11	45.872	0.744	10	98,099
9	96	Marcus Palné	Palné&Co	Chevrolet Camarc	SWE-KAK	19	45.889	0.761	19	98,063
10	98	Stein Frederic Akre	Team.Trysil.Com	Chevrolet Camarc	NOR-Mk Ratten	15	45.893	0.765	14	98,054
11	4	Hampus Lindkvist	Memphis Racing	Chevrolet Camarc	SWE-Rättvik Racing Kl	19	46.146	1.018	19	97,517
12	18	Gabriel Blomberg	Memphis Racing	Chevrolet Camarc	SWE-Linköpings MS	11	46.280	1.152	11	97,234
13	10	Stefan Pettersson	Steber Racing	Chevrolet Camarc	SWE-Gestrike Racing T	19	46.407	1.279	7	96,968
14	32	Christian Axelsson	Norrländsgjuteriet Racing	Chevrolet Camarc	SWE-Pcs Racing Club	15	47.346	2.218	15	95,045
15	99	Bill Berggren		Chevrolet Camarc	SWE-SSK	19	47.442	2.314	16	94,853
16	78	Jonas Fors	Memphis Racing	Chevrolet Camarc	SWE-KAK	18	48.324	3.196	11	93,121
17	7	Michael Wörn	Memphis Racing	Ford Mustang	SWE-	6	55.668	10.540	6	80,836

Announcements

These results are provisional until the conclusion of any judicial and technical matters

Weather: sunny 22 degrees, dry track

Official Timing www.camp-company.de

Orbits

Timekeeping Steffen Kirchhof:

Clerk of the course Pär Hydén:

Steward Alf Nordin:

Secretary of the meeting Matilda Eriksson:

www.mylaps.com

Licensed to: Motorsport Events

Printed: 05.09.2014 14:51:47



STCC Solvalla

V8 Thunder Car

Solvalla 1,250 Km

Qualifying

05.09.2014 14:30

Qualifying (20:00 Time) started at 14:30:02

Lap	Time of Day	Lap Tm	Diff	S1 Tm	S2 Tm
(34) Jens Edman					
1	14:31:50.251	49.477	+4.349	27.153	22.324
2	14:32:36.492	46.241	+1.113	24.814	21.427
3	14:33:22.533	46.041	+0.913	24.591	21.450
4	14:34:09.892	47.359	+2.231	25.352	22.007
5	14:34:55.484	45.592	+0.464	24.384	21.208
p6	14:35:47.167	51.683	+6.555	26.544	
p7	14:42:02.964	6:15.797	+5:30.669		
8	14:46:12.262	4:09.298	+3:24.170		23.803
9	14:46:57.942	45.680	+0.552	24.514	21.166
10	14:47:43.594	45.652	+0.524	24.318	21.334
11	14:48:29.111	45.517	+0.389	24.412	21.105
12	14:49:14.461	45.350	+0.222	24.269	21.081
13	14:50:00.559	46.098	+0.970	24.830	21.268
14	14:50:45.687	45.128		24.007	21.121

(86) Fredric Magnusson					
1	14:32:07.545	50.052	+4.905	27.331	22.721
2	14:32:54.131	46.586	+1.439	24.955	21.631
3	14:33:41.944	47.813	+2.666	25.029	22.784
4	14:34:33.869	51.925	+6.778	27.397	24.528
5	14:35:20.743	46.874	+1.727	24.815	22.059
6	14:36:11.257	50.514	+5.367	25.765	24.749
7	14:37:00.944	49.237	+4.090	27.431	21.806
8	14:37:47.058	46.564	+1.417	25.002	21.562
p9	14:38:36.487	49.429	+4.282	25.304	
10	14:43:48.868	5:12.381	+4:27.234		26.812
11	14:44:51.163	1:02.295	+17.148	35.585	26.710
12	14:45:56.346	1:05.183	+20.036	39.810	25.373
13	14:46:42.638	46.292	+1.145	25.002	21.290
14	14:47:28.759	46.121	+0.974	24.587	21.534
15	14:48:13.906	45.147		24.109	21.038
16	14:49:02.327	48.421	+3.274	25.785	22.636
17	14:49:47.720	45.393	+0.246	24.263	21.130
p18	14:50:37.258	49.538	+4.391	24.876	

(6) Andreas Ahlberg					
1	14:31:53.897	49.700	+4.513	26.532	23.168
2	14:32:40.022	46.125	+0.938	24.761	21.364
3	14:33:25.755	45.733	+0.546	24.496	21.237
4	14:34:14.298	48.543	+3.356	25.087	23.456
5	14:35:00.119	45.821	+0.634	24.407	21.414
p6	14:35:52.103	51.984	+6.797	24.915	
7	14:38:43.599	2:51.496	+2:06.309		21.776
8	14:39:29.021	45.422	+0.235	24.376	21.046
9	14:40:14.261	45.240	+0.053	24.291	20.949
10	14:41:00.846	46.585	+1.398	24.340	22.245
p11	14:41:59.107	58.261	+13.074	27.967	
12	14:46:51.588	4:52.481	+4:07.294		22.028
13	14:47:36.775	45.187		24.243	20.944
14	14:48:23.911	47.136	+1.949	25.285	21.851
15	14:49:09.193	45.282	+0.095	24.230	21.052
16	14:49:54.466	45.273	+0.086	24.311	20.962
p17	14:50:52.066	57.600	+12.413	27.400	

(83) Patric Sundel					
1	14:31:43.240	47.900	+2.633	25.907	21.993
2	14:32:30.527	47.287	+0.202	25.644	21.643
3	14:33:18.834	48.307	+3.040	25.065	23.242
p4	14:34:07.297	48.463	+3.196	24.801	
5	14:37:18.385	3:11.088	+2:25.821		23.377
6	14:38:07.826	49.441	+4.174	25.828	23.613
7	14:38:54.970	47.144	+1.877	24.467	22.677
8	14:39:45.811	50.841	+5.574	25.713	25.128
9	14:40:31.628	45.817	+0.550	24.552	21.265
10	14:41:18.232	46.604	+1.337	25.041	21.563
11	14:42:04.160	45.928	+0.661	24.510	21.418
p12	14:43:08.106	1:03.946	+18.679	31.850	
13	14:46:33.478	3:25.372	+2:40.105		21.531
14	14:47:19.593	46.115	+0.848	24.629	21.486
15	14:48:05.509	45.916	+0.649	24.663	21.253
16	14:48:50.776	45.267		24.331	20.936

Lap	Time of Day	Lap Tm	Diff	S1 Tm	S2 Tm
17	14:49:37.265	46.489	+1.222	24.837	21.652
p18	14:50:26.617	49.352	+4.085	24.550	

(66) Joakim Ahlberg					
1	14:31:57.126	50.275	+4.668	27.068	23.207
2	14:32:45.939	48.813	+3.206	26.086	22.727
3	14:33:32.302	46.363	+0.756	24.962	21.401
4	14:34:19.224	46.922	+1.315	24.738	22.184
5	14:35:08.387	49.163	+3.556	27.554	21.609
6	14:35:54.375	45.988	+0.381	24.656	21.332
7	14:36:40.328	45.953	+0.346	24.667	21.286
p8	14:37:30.057	49.729	+4.122	25.332	
9	14:39:59.124	2:29.067	+1:43.460		22.264
10	14:40:49.586	50.462	+4.855	27.471	22.991
11	14:41:41.797	52.211	+6.604	28.142	24.069
12	14:42:45.611	1:03.814	+18.207	33.983	29.831
13	14:43:47.977	1:02.366	+16.759	35.116	27.250
14	14:44:47.649	59.672	+14.065	34.564	25.108
15	14:45:53.787	1:06.138	+20.531	40.546	25.592
16	14:46:39.678	45.891	+0.284	24.679	21.212
17	14:47:25.633	45.955	+0.348	24.728	21.227
18	14:48:11.416	45.783	+0.176	24.563	21.220
19	14:49:05.644	54.228	+8.621	32.160	22.068
20	14:49:51.251	45.607		24.502	21.105
21	14:50:37.059	45.808	+0.201	24.562	21.246

(48) Alx Danielsson					
1	14:32:24.140	48.067	+2.433	26.099	21.968
2	14:33:13.286	49.146	+3.512	26.969	22.177
3	14:33:59.977	46.691	+1.057	25.124	21.567
4	14:34:46.248	46.271	+0.637	24.858	21.413
5	14:35:33.774	47.526	+1.892	25.014	22.512
6	14:36:19.941	46.167	+0.533	24.796	21.371
7	14:37:05.738	45.797	+0.163	24.517	21.280
p8	14:37:56.528	50.790	+5.156	25.132	
9	14:41:27.014	3:30.486	+2:44.852		26.845
10	14:42:33.715	1:06.701	+21.067	34.190	32.511
11	14:43:36.076	1:02.361	+16.727	36.190	26.171
12	14:44:40.208	1:04.132	+18.498	32.804	31.328
13	14:45:47.778	1:07.570	+21.936	37.453	30.117
14	14:46:34.766	46.988	+1.354	25.362	21.626
15	14:47:21.040	46.274	+0.640	24.867	21.407
16	14:48:07.001	45.961	+0.327	24.784	21.177
17	14:48:52.635	45.634		24.517	21.117
18	14:49:38.717	46.082	+0.448	24.428	21.654
19	14:50:25.044	46.327	+0.693	24.801	21.526

(77) Alexander Graf					
1	14:32:27.053	49.390	+3.696	27.136	22.254
2	14:33:14.559	47.506	+1.812	26.121	21.385
3	14:34:00.825	46.266	+0.572	25.173	21.093
p4	14:34:52.879	52.054	+6.360	26.027	
5	14:37:03.340	2:10.461	+1:24.767		21.275
6	14:37:49.512	46.172	+0.478	25.013	21.159
7	14:38:36.223	46.711	+1.017	24.914	21.797
8	14:39:22.344	46.121	+0.427	24.562	21.559
9	14:40:08.038	45.694		24.534	21.160
p10	14:40:58.264	50.226	+4.532	25.738	
p11	14:43:41.444	2:43.180	+1:57.486		
12	14:46:06.375	2:24.931	+1:39.237		29.685
13	14:46:53.302	46.927	+1.233	25.400	21.527
14	14:47:39.576	46.274	+0.580	25.006	21.268
15	14:48:26.189	46.613	+0.919	25.233	21.380
16	14:49:12.548	46.359	+0.665	24.676	21.683
17	14:49:58.258	45.710	+0.016	24.450	21.260
18	14:50:44.615	46.357	+0.663	24.557	21.800

(84) Kim Andersson					
1	14:37:05.919	47.451	+1.579	24.971	22.480
2	14:37:56.813	50.894	+5.022	25.686	25.208
3	14:38:46.340	49.527	+3.655	27.687	21.840
4	14:39:32.766	46.426	+0.554	24.865	21.561
5	14:40:18.906	46.140	+0.268	24.751	21.389

Timekeeping Steffen Kirchhof:

Clerk of the course Pär Hydén:

Steward Alf Nordin:

Secretary of the meeting Matilda Eriksson:

www.mylaps.com

Licensed to: Motorsport Events



STCC Solvalla

V8 Thunder Car

Solvalla 1,250 Km

Qualifying

05.09.2014 14:30

Qualifying (20:00 Time) started at 14:30:02

Lap	Time of Day	Lap Tm	Diff	S1 Tm	S2 Tm
6	14:41:05.542	46.636	+0.764	24.860	21.776
7	14:41:54.978	49.436	+3.564	24.712	24.724
p8	14:43:05.885	1:10.907	+25.035	39.046	
9	14:49:00.436	5:54.551	+5:08.679		21.894
10	14:49:46.308	45.872		24.449	21.423
11	14:50:32.560	46.252	+0.380	24.359	21.893

Lap	Time of Day	Lap Tm	Diff	S1 Tm	S2 Tm
7	14:47:23.591	47.360	+1.080	25.439	21.921
8	14:48:10.188	46.597	+0.317	24.833	21.764
9	14:48:57.098	46.910	+0.630	25.123	21.787
10	14:49:44.050	46.952	+0.672	25.299	21.653
11	14:50:30.330	46.280		24.935	21.345

(96) Marcus Palmér

1	14:31:42.851	48.562	+2.673	26.138	22.424
2	14:32:29.828	46.977	+1.088	25.488	21.489
3	14:33:17.463	47.635	+1.746	25.059	22.576
4	14:34:04.059	46.596	+0.707	24.845	21.751
5	14:34:50.717	46.658	+0.769	24.893	21.765
6	14:35:37.112	46.395	+0.506	24.891	21.504
7	14:36:23.772	46.660	+0.771	24.866	21.794
8	14:37:10.355	46.583	+0.694	25.076	21.507
9	14:37:56.793	46.438	+0.549	24.829	21.609
p10	14:38:51.472	54.679	+8.790	28.375	
11	14:43:05.938	4:14.466	+3:28.577		28.881
12	14:44:21.786	1:15.848	+29.959	40.641	35.207
13	14:45:33.243	1:11.457	+25.568	43.495	27.962
14	14:46:20.390	47.147	+1.258	25.435	21.712
15	14:47:06.858	46.468	+0.579	24.953	21.515
16	14:47:53.739	46.881	+0.992	25.058	21.823
17	14:48:39.723	45.984	+0.095	24.681	21.303
18	14:49:26.189	46.466	+0.577	24.870	21.596
19	14:50:12.078	45.889		24.653	21.236

(10) Stefan Pettersson

1	14:32:01.042	46.989	+0.582	25.410	21.579
2	14:32:48.968	47.926	+1.519	25.401	22.525
3	14:33:36.852	47.884	+1.477	26.335	21.549
4	14:34:23.894	47.042	+0.635	25.092	21.950
5	14:35:11.629	47.735	+1.328	25.863	21.872
6	14:35:58.614	46.985	+0.578	25.213	21.772
7	14:36:45.021	46.407		24.905	21.502
p8	14:37:33.947	48.926	+2.519	25.088	
9	14:39:42.243	2:08.296	+1:21.889		21.880
10	14:40:28.728	46.485	+0.078	24.827	21.658
p11	14:41:21.951	53.223	+6.816	25.419	
12	14:44:53.817	3:31.866	+2:45.459		24.142
13	14:45:56.732	1:02.915	+16.508	38.141	24.774
14	14:46:46.780	50.048	+3.641	25.628	24.420
15	14:47:33.570	46.790	+0.383	25.111	21.679
16	14:48:20.117	46.547	+0.140	25.009	21.538
17	14:49:07.166	47.049	+0.642	25.239	21.810
18	14:49:53.849	46.683	+0.276	24.876	21.807
19	14:50:40.896	47.047	+0.640	25.034	22.013

(98) Stein Frederic Akre

1	14:31:50.867	49.592	+3.699	27.216	22.376
2	14:32:37.655	46.788	+0.895	25.295	21.493
3	14:33:24.182	46.527	+0.634	24.977	21.550
4	14:34:11.903	47.721	+1.828	25.806	21.915
5	14:34:58.373	46.470	+0.577	25.138	21.332
6	14:35:45.433	47.060	+1.167	24.981	22.079
p7	14:36:37.489	52.056	+6.163	25.164	
p8	14:43:10.708	6:33.219	+5:47.326		28.017
9	14:45:34.969	2:24.261	+1:38.368		22.070
10	14:46:22.979	48.010	+2.117	25.940	22.070
11	14:47:09.451	46.472	+0.579	25.124	21.348
12	14:47:55.964	46.513	+0.620	24.995	21.518
13	14:48:41.995	46.031	+0.138	24.664	21.367
14	14:49:27.888	45.893		24.590	21.303
p15	14:50:20.596	52.708	+6.815	25.351	

(32) Christian Axelsson

1	14:31:57.744	51.410	+4.064	28.437	22.973
2	14:32:47.575	49.831	+2.485	26.276	23.555
3	14:33:39.851	52.276	+4.930	29.292	22.984
4	14:34:29.116	49.265	+1.919	26.034	23.231
p5	14:35:45.093	1:15.977	+28.631	26.004	
6	14:39:17.681	3:32.588	+2:45.242		23.647
7	14:40:07.006	49.325	+1.979	26.413	22.912
8	14:40:58.335	51.329	+3.983	27.664	23.665
9	14:41:48.064	49.729	+2.383	26.367	23.362
p10	14:43:02.738	1:14.674	+27.328	38.759	
11	14:47:01.459	3:58.721	+3:11.375		23.133
12	14:47:50.342	48.883	+1.537	26.352	22.531
13	14:48:38.139	47.797	+0.451	25.530	22.267
14	14:49:27.125	48.986	+1.640	25.475	23.511
15	14:50:14.471	47.346		25.510	21.836

(4) Hampus Lindkvist

1	14:31:54.480	48.924	+2.778	26.378	22.546
2	14:32:42.621	48.141	+1.995	25.324	22.817
3	14:33:30.143	47.522	+1.376	25.756	21.766
4	14:34:17.779	47.636	+1.490	25.592	22.044
p5	14:35:09.444	51.665	+5.519	25.229	
6	14:37:28.824	2:19.380	+1:33.234		21.597
7	14:38:15.123	46.299	+0.153	24.903	21.396
8	14:39:01.564	46.441	+0.295	25.083	21.358
9	14:39:48.580	47.016	+0.870	25.129	21.887
10	14:40:36.075	47.495	+1.349	25.733	21.762
p11	14:41:30.208	54.133	+7.987	25.680	
12	14:44:34.958	3:04.750	+2:18.604		27.380
13	14:45:37.627	1:02.669	+16.523	37.151	25.518
14	14:46:25.119	47.492	+1.346	25.100	22.392
15	14:47:12.064	46.945	+0.799	24.965	21.980
16	14:47:58.995	46.931	+0.785	25.278	21.653
17	14:48:45.147	46.152	+0.006	24.757	21.395
18	14:49:31.620	46.473	+0.327	25.037	21.436
19	14:50:17.766	46.146		24.723	21.423

(99) Bill Berggren

1	14:32:04.315	49.057	+1.615	26.448	22.609
2	14:32:52.278	47.963	+0.521	25.587	22.376
3	14:33:41.658	49.380	+1.938	26.212	23.168
4	14:34:29.743	48.085	+0.643	25.812	22.273
5	14:35:20.188	50.445	+3.003	25.793	24.652
6	14:36:09.954	49.766	+2.324	25.762	24.004
7	14:36:58.647	48.693	+1.251	25.955	22.738
8	14:37:46.509	47.862	+0.420	25.883	21.979
9	14:38:36.112	49.603	+2.161	25.870	23.733
p10	14:39:34.210	58.098	+10.656	29.047	
11	14:43:10.589	3:36.379	+2:48.937		25.940
12	14:44:22.932	1:12.343	+24.901	37.190	35.153
13	14:45:34.799	1:11.867	+24.425	43.275	28.592
14	14:46:26.203	51.404	+3.962	27.389	24.015
15	14:47:14.487	48.284	+0.842	25.454	22.830
16	14:48:01.929	47.442		25.061	22.381
17	14:48:49.551	47.622	+0.180	25.508	22.114
18	14:49:38.378	48.827	+1.385	25.820	23.007
19	14:50:27.199	48.821	+1.379	26.935	21.886

(18) Gabriel Blomberg

1	14:41:30.548	50.984	+4.704	27.810	23.174
2	14:42:34.918	1:04.370	+18.090	31.718	32.652
3	14:43:37.075	1:02.157	+15.877	36.159	25.998
4	14:44:41.086	1:04.011	+17.731	32.998	31.013
5	14:45:48.770	1:07.684	+21.404	37.336	30.348
6	14:46:36.231	47.461	+1.181	25.664	21.797

(78) Jonas Fors

1	14:32:12.961	51.235	+2.911	27.207	24.028
2	14:33:04.450	51.489	+3.165	27.837	23.652
3	14:33:54.026	49.576	+1.252	26.875	22.701
4	14:34:43.391	49.365	+1.041	26.721	22.644
5	14:35:33.756	50.365	+2.041	27.129	23.236
6	14:36:23.382	49.626	+1.302	26.951	22.675
7	14:37:12.060	48.678	+0.354	26.694	21.984

Timekeeping Steffen Kirchhof:

Clerk of the course Pär Hydén:

www.mylaps.com

Steward Alf Nordin:

Secretary of the meeting Matilda Eriksson:

Licensed to: Motorsport Events

STCC Solvalla

V8 Thunder Car

Solvalla 1,250 Km

Qualifying

05.09.2014 14:30

Qualifying (20:00 Time) started at 14:30:02

Lap	Time of Day	Lap Tm	Diff	S1 Tm	S2 Tm	Lap	Time of Day	Lap Tm	Diff	S1 Tm	S2 Tm
8	14:38:00.408	48.348	+0.024	25.972	22.376						
9	14:38:50.022	49.614	+1.290	26.008	23.606						
10	14:39:38.912	48.890	+0.566	26.150	22.740						
11	14:40:27.236	48.324		25.905	22.419						
12	14:41:19.264	52.028	+3.704	29.034	22.994						
p13	14:43:29.157	2:09.893	+1:21.569	1:36.309							
14	14:47:35.231	4:06.074	+3:17.750		24.181						
15	14:48:24.897	49.666	+1.342	27.244	22.422						
16	14:49:13.530	48.633	+0.309	25.585	23.048						
17	14:50:02.088	48.558	+0.234	26.006	22.552						
18	14:50:50.868	48.780	+0.456	26.343	22.437						

(7) Michael Wärm

1	14:32:21.955	1:00.372	+4.704	33.494	26.878						
2	14:33:22.301	1:00.346	+4.678	31.122	29.224						
3	14:34:22.706	1:00.405	+4.737	33.361	27.044						
p4	14:35:26.638	1:03.932	+8.264	30.607							
5	14:38:55.023	3:28.385	+2:32.717		31.526						
6	14:39:50.691	55.688		30.335	25.333						

STCC Solvalla


V8 Thunder Car

Solvalla 1,250 Km

Heat 1

06.09.2014 10:10

Race (20:00 or 22 Laps)



POLE POSITION

	1	2
1	34 Jens Edman 45.128	86 Fredric Magnusson 45.147
2	6 Andreas Ahlberg 45.187	83 Patric Sundel 45.267
3	66 Joakim Ahlberg 45.607	48 Alx Danielsson 45.634
4	77 Alexander Graff 45.694	84 Kim Andersson 45.872
5	96 Marcus Palné 45.889	98 Stein Frederic Akre 45.893
6	4 Hampus Lindkvist 46.146	18 Gabriel Blomberg 46.280
7	10 Stefan Pettersson 46.407	32 Christian Axelsson 47.346
8	99 Bill Berggren 47.442	78 Jonas Fors 48.324
9	7 Michael Wörn 55.668	



STCC Solvalla

V8 Thunder Car

Solvalla 1,250 Km

Heat 1

06.09.2014 10:10

Race (20:00 or 22 Laps) started at 10:11:20

Pos	No.	Name	Entrant	Make	Nat./Club	Total Tm	Laps	Diff	Best Tm	Ø km/h
1	6	Andreas Ahlberg	Micke Kägered Racing	Chevrolet Camaro	SWE-SMK Hedemora	20:04.536	22		46.094	82,189
2	77	Alexander Graff	Memphis Racing	Chevrolet Camaro	SWE-SSK	20:05.315	22	0.779	46.026	82,136
3	48	Alx Danielsson	Memphis Racing	Dodge Challenger	SWE-KAK	20:09.665	22	5.129	46.430	81,841
4	34	Jens Edman	Bryntesson Motorsport	Chevrolet Camaro	SWE-Tjust MK	20:14.068	22	9.532	46.049	81,544
5	4	Hampus Lindkvist	Memphis Racing	Chevrolet Camaro	SWE-Rättvik Racing Kl	20:23.907	22	19.371	46.658	80,888
6	32	Christian Axelsson	Norrländsgjuteriet Racing	Chevrolet Camaro	SWE-Pcs Racing Club	20:27.766	22	23.230	47.193	80,634
7	18	Gabriel Blomberg	Memphis Racing	Chevrolet Camaro	SWE-Linköpings MS	20:30.780	22	26.244	47.479	80,437
8	10	Stefan Pettersson	Steber Racing	Chevrolet Camaro	SWE-Gestrike Racing T	20:31.878	22	27.342	47.096	80,365
9	84	Kim Andersson	Memphis Racing	Chevrolet Camaro	SWE-Årjängs MK	20:32.278	22	27.742	46.554	80,339
10	86	Fredric Magnusson	Memphis Racing	Chevrolet Camaro	SWE-Jämtlands MKIOP	20:32.781	22	28.245	45.864	80,306
11	78	Jonas Fors	Memphis Racing	Chevrolet Camaro	SWE-KAK	20:45.292	22	40.756	48.199	79,499
12	99	Bill Berggren		Chevrolet Camaro	SWE-SSK	20:20.619	21	1 Lap	48.971	77,420
13	7	Michael Wärn	Memphis Racing	Ford Mustang	SWE-	20:20.248	20	2 Laps	49.785	73,755

Not classified (70% = 15 Laps)

DNF	83	Patric Sundel	Bryntesson Motorsport	Chevrolet Camaro	SWE-Hyllinge MS	9:26.982	8	DNF	53.419	63,494
DNF	66	Joakim Ahlberg	BDS Vi Tar Hand Om Bilen	Chevrolet Camaro	SWE-SMK Hedemora	3:41.624	3	DNF	59.879	60,914
DNF	98	Stein Frederic Akre	Team.Trysil.Com	Chevrolet Camaro	NOR-Mk Ratten	3.123		DNF		-
DQ	96	Marcus Palné	Palné&Co	Chevrolet Camaro	SWE-KAK	20:13.487	22	DQ	46.572	81,583

Announcements

Weather: sunny 14 degrees, dry track

#86 drive through penalty

#96 drive through penalty

#96 disqualified because of missing drive through

Started: 16 Classified: 13 Not classified: 3

Margin of Victory	Ø km/h	Best Lap Tm	km/h	Best Lap by
0.779	82,189	45.864	98,116	86 - Fredric Magnusson

Official Timing www.camp-company.de

Orbits

Timekeeping Steffen Kirchhof:

Clerk of the course Pär Hydén:

www.mylaps.com

Steward Alf Nordin:

Secretary of the meeting Matilda Eriksson:

Licensed to: Motorsport Events

Printed: 06.09.2014 10:35:08



STCC Solvalla

V8 Thunder Car

Solvalla 1,250 Km

Heat 1

06.09.2014 10:10

Race (20:00 or 22 Laps) started at 10:11:20

Lap	Time of Day	Lap Tm	Diff	S1 Tm	S2 Tm	Lap	Time of Day	Lap Tm	Diff	S1 Tm	S2 Tm
(86) Fredric Magnusson											
1	10:12:37.569	1:16.512	+30.648	39.685	36.827						
2	10:13:58.998	1:21.429	+35.565	49.249	32.180						
3	10:15:09.607	1:10.609	+24.745	46.300	24.309						
4	10:16:05.694	56.087	+10.223	31.782	24.305						
5	10:17:26.272	1:20.578	+34.714	43.233	37.345						
6	10:18:51.611	1:25.339	+39.475	49.666	35.673						
7	10:19:55.234	1:03.623	+17.759	40.619	23.004						
8	10:20:43.302	48.068	+2.204	26.047	22.021						
9	10:21:31.597	48.295	+2.431	25.722	22.573						
p10	10:22:20.693	49.096	+3.232	25.956							
11	10:23:15.269	54.576	+8.712		21.696						
12	10:24:01.133	45.864		24.659	21.205						
13	10:24:47.949	46.816	+0.952	24.889	21.927						
14	10:25:34.332	46.383	+0.519	24.805	21.578						
15	10:26:21.231	46.899	+1.035	25.257	21.642						
16	10:27:08.521	47.290	+1.426	24.881	22.409						
17	10:27:57.182	48.661	+2.797	25.655	23.006						
18	10:28:46.053	48.871	+3.007	25.419	23.452						
19	10:29:32.416	46.363	+0.499	24.886	21.477						
20	10:30:20.179	47.763	+1.899	24.870	22.893						
21	10:31:06.249	46.070	+0.206	24.705	21.365						
22	10:31:53.282	47.033	+1.169	25.086	21.947						

STCC Solvalla

V8 Thunder Car


Solvalla 1,250 Km

Heat 2

NEW

06.09.2014 13:20

Race (20:00 or 22 Laps)



POLE POSITION

1	2
<p>1</p> <p>86 Fredric Magnusson 45.864</p>	<p>2</p> <p>77 Alexander Graff 46.026</p>
<p>3</p> <p>34 Jens Edman 46.049</p>	<p>4</p> <p>6 Andreas Ahlberg 46.094</p>
<p>5</p> <p>48 Alx Danielsson 46.430</p>	<p>6</p> <p>84 Kim Andersson 46.554</p>
<p>7</p> <p>4 Hampus Lindkvist 46.658</p>	<p>8</p> <p>10 Stefan Pettersson 47.096</p>
<p>9</p> <p>32 Christian Axelsson 47.193</p>	<p>10</p> <p>18 Gabriel Blomberg 47.479</p>
<p>11</p> <p>78 Jonas Fors 48.199</p>	<p>12</p> <p>99 Bill Berggren 48.971</p>
<p>13</p> <p>7 Michael Wärn 49.785</p>	<p>14</p> <p>83 Patric Sundel 53.419</p>
<p>15</p> <p>66 Joakim Ahlberg 59.879</p>	<p>16</p> <p>96 Marcus Palmér 46.572</p>
<p>17</p> <p>98 Stein Frederic Akre</p>	



STCC Solvalla

V8 Thunder Car

Solvalla 1,250 Km

Heat 2

06.09.2014 13:20

Race (20:00 or 22 Laps) started at 13:21:27

Pos	No.	Name	Entrant	Make	Nat./Club	Total Tm	Laps	Diff	Best Tm	Ø km/h
1	77	Alexander Graff	Memphis Racing	Chevrolet Camaro	SWE-SSK	20:11.412	22		45.401	81,723
2	98	Stein Frederic Akre	Team.Trysil.Com	Chevrolet Camaro	NOR-Mk Ratten	20:13.250	22	1.838	45.409	81,599
3	84	Kim Andersson	Memphis Racing	Chevrolet Camaro	SWE-Årjängs MK	20:17.475	22	6.063	45.790	81,316
4	4	Hampus Lindkvist	Memphis Racing	Chevrolet Camaro	SWE-Rättvik Racing Klt	20:19.945	22	8.533	46.062	81,151
5	86	Fredric Magnusson	Memphis Racing	Chevrolet Camaro	SWE-Jämtlands MKIOP	20:21.366	22	9.954	45.458	81,057
6	96	Marcus Palmér	Palmér&Co	Chevrolet Camaro	SWE-KAK	20:22.762	22	11.350	46.160	80,964
7	48	Aix Danielsson	Memphis Racing	Dodge Challenger	SWE-KAK	20:23.561	22	12.149	46.037	80,911
8	66	Joakim Ahlberg	BDS Vi Tar Hand Om Bilen	Chevrolet Camaro	SWE-SMK Hedemora	20:26.707	22	15.295	46.149	80,704
9	18	Gabriel Blomberg	Memphis Racing	Chevrolet Camaro	SWE-Linköpings MS	20:29.529	22	18.117	46.525	80,519
10	32	Christian Axelsson	Norrlandsgjuteriet Racing	Chevrolet Camaro	SWE-Pcs Racing Club	20:32.830	22	21.418	46.629	80,303
11	83	Patric Sundel	Bryntesson Motorsport	Chevrolet Camaro	SWE-Hyllinge MS	20:33.124	22	21.712	45.491	80,284
12	99	Bill Berggren		Chevrolet Camaro	SWE-SSK	20:39.103	22	27.691	46.799	79,897
13	10	Stefan Pettersson	Steber Racing	Chevrolet Camaro	SWE-Gestrike Racing T	20:42.986	22	31.574	46.067	79,647
14	78	Jonas Fors	Memphis Racing	Chevrolet Camaro	SWE-KAK	20:45.665	22	34.253	47.735	79,476
15	7	Sandra Oscarsson	Memphis Racing	Ford Mustang	SWE-	21:01.395	22	49.983	48.944	78,485

Not classified (70% = 15 Laps)

DNF	6	Andreas Ahlberg	Micke Kägered Racing	Chevrolet Camaro	SWE-SMK Hedemora	5:53.461	6	DNF	46.704	76,387
DNF	34	Jens Edman	Bryntesson Motorsport	Chevrolet Camaro	SWE-Tjust MK	1.473		DNF		-

Announcements

Weather: sunny 22 degrees, dry track

#48 drive through penalty

#86 drive through penalty

Started: 17 Classified: 15 Not classified: 2

These results are provisional until the conclusion of any judicial and technical matters

Margin of Victory	Ø km/h	Best Lap Tm	km/h	Best Lap by
1.838	81,723	45.401	99,117	77 - Alexander Graff

Official Timing www.camp-company.de

Orbits

Timekeeping Steffen Kirchhof:

Clerk of the course Pär Hydén:

www.mylaps.com

Steward Alf Nordin:

Secretary of the meeting Matilda Eriksson:

Licensed to: Motorsport Events

Printed: 06.09.2014 13:43:52



STCC Solvalla

V8 Thunder Car

Solvalla 1,250 Km

Heat 2

06.09.2014 13:20

Race (20:00 or 22 Laps) started at 13:21:27

Lap	Time of Day	Lap Tm	Diff	S1 Tm	S2 Tm
(77) Alexander Graff					
1	13:22:30.956	1:03.231	+17.830	28.237	34.994
2	13:23:48.753	1:17.797	+32.396	45.256	32.541
3	13:24:57.936	1:09.183	+23.782	42.137	27.046
4	13:25:45.052	47.116	+1.715	25.299	21.817
5	13:26:31.492	46.440	+1.039	24.864	21.576
6	13:27:17.747	46.255	+0.854	24.874	21.381
7	13:28:06.203	48.456	+3.055	24.756	23.700
8	13:29:21.039	1:14.836	+29.435	41.351	33.485
9	13:30:39.102	1:18.063	+32.662	45.710	32.353
10	13:31:55.980	1:16.878	+31.477	44.517	32.361
11	13:33:13.119	1:17.139	+31.738	46.711	30.428
12	13:33:59.060	45.941	+0.540	24.733	21.208
13	13:34:44.461	45.401		24.433	20.968
14	13:35:30.061	45.600	+0.199	24.343	21.257
15	13:36:15.808	45.747	+0.346	24.424	21.323
16	13:37:01.959	46.151	+0.750	24.745	21.406
17	13:37:47.924	45.965	+0.564	24.631	21.334
18	13:38:34.032	46.108	+0.707	24.673	21.435
19	13:39:19.735	45.703	+0.302	24.577	21.126
20	13:40:05.611	45.876	+0.475	24.547	21.329
21	13:40:51.522	45.911	+0.510	24.519	21.392
22	13:41:38.549	47.027	+1.626	25.387	21.640

Lap	Time of Day	Lap Tm	Diff	S1 Tm	S2 Tm
(4) Hampus Lindkvist					
1	13:22:37.457	1:07.648	+21.586	29.178	38.470
2	13:23:54.441	1:16.984	+30.922	45.457	31.527
3	13:25:00.687	1:06.246	+20.184	41.803	24.443
4	13:25:48.241	47.554	+1.492	25.696	21.858
5	13:26:35.339	47.098	+1.036	25.247	21.851
6	13:27:21.806	46.467	+0.405	24.940	21.527
7	13:28:09.555	47.749	+1.687	24.946	22.803
8	13:29:23.648	1:14.093	+28.031	41.313	32.780
9	13:30:41.592	1:17.944	+31.882	46.204	31.740
10	13:31:59.137	1:17.545	+31.483	45.661	31.884
11	13:33:14.905	1:15.768	+29.706	46.386	29.382
12	13:34:01.817	46.912	+0.850	25.217	21.695
13	13:34:48.559	46.742	+0.680	25.429	21.313
14	13:35:34.621	46.062		24.866	21.196
15	13:36:20.737	46.116	+0.054	24.530	21.586
16	13:37:07.360	46.623	+0.561	24.875	21.748
17	13:37:53.425	46.065	+0.003	24.809	21.256
18	13:38:39.690	46.265	+0.203	24.688	21.577
19	13:39:25.862	46.172	+0.110	24.675	21.497
20	13:40:12.254	46.392	+0.330	24.660	21.732
21	13:40:58.816	46.562	+0.500	25.036	21.526
22	13:41:47.082	48.266	+2.204	26.076	22.190

Lap	Time of Day	Lap Tm	Diff	S1 Tm	S2 Tm
(98) Stein Frederic Akre					
1	13:22:40.249	1:08.495	+23.086	28.059	40.436
2	13:23:56.684	1:16.435	+31.026	44.650	31.785
3	13:25:01.474	1:04.790	+19.381	40.807	23.983
4	13:25:48.689	47.215	+1.806	25.693	21.522
5	13:26:35.606	46.917	+1.508	25.094	21.823
6	13:27:22.034	46.428	+1.019	24.971	21.457
7	13:28:11.081	49.047	+3.638	25.034	24.013
8	13:29:24.676	1:13.595	+28.186	40.854	32.741
9	13:30:42.598	1:17.922	+32.513	45.855	32.067
10	13:32:00.111	1:17.513	+32.104	45.402	32.111
11	13:33:15.193	1:15.082	+29.673	46.174	28.908
12	13:34:01.990	46.797	+1.388	25.225	21.572
13	13:34:47.781	45.791	+0.382	24.639	21.152
14	13:35:33.558	45.777	+0.368	24.647	21.130
15	13:36:19.028	45.470	+0.061	24.431	21.039
16	13:37:05.314	46.286	+0.877	24.452	21.834
17	13:37:50.846	45.532	+0.123	24.513	21.019
18	13:38:36.255	45.409		24.307	21.102
19	13:39:21.808	45.553	+0.144	24.517	21.036
20	13:40:07.638	45.830	+0.421	24.559	21.271
21	13:40:53.538	45.900	+0.491	24.628	21.272
22	13:41:40.387	46.849	+1.440	25.473	21.376

Lap	Time of Day	Lap Tm	Diff	S1 Tm	S2 Tm
(86) Fredric Magnusson					
1	13:22:32.586	1:05.449	+19.991	29.087	36.362
2	13:23:49.703	1:17.117	+31.659	45.269	31.848
3	13:24:58.417	1:08.714	+23.256	42.008	26.706
4	13:25:45.418	47.001	+1.543	25.191	21.810
5	13:26:32.114	46.696	+1.238	25.088	21.608
6	13:27:18.205	46.091	+0.633	24.749	21.342
p7	13:28:04.965	46.760	+1.302	24.568	
8	13:29:21.930	1:16.965	+31.507		33.187
9	13:30:39.876	1:17.946	+32.488	46.135	31.811
10	13:31:57.066	1:17.190	+31.732	44.603	32.587
11	13:33:13.520	1:16.454	+30.996	46.525	29.929
12	13:33:59.441	45.921	+0.463	24.795	21.126
13	13:34:45.113	45.672	+0.214	24.533	21.139
14	13:35:30.571	45.458		24.309	21.149
p15	13:36:16.944	46.373	+0.915	24.606	
16	13:37:09.604	52.660	+7.202		21.024
17	13:37:55.912	46.308	+0.850	24.795	21.513
18	13:38:42.659	46.747	+1.289	24.849	21.898
19	13:39:29.800	47.141	+1.683	25.946	21.195
20	13:40:15.715	45.915	+0.457	24.444	21.471
21	13:41:02.068	46.353	+0.895	24.415	21.938
22	13:41:48.503	46.435	+0.977	25.097	21.338

Lap	Time of Day	Lap Tm	Diff	S1 Tm	S2 Tm
(84) Kim Andersson					
1	13:22:34.975	1:05.796	+20.006	28.784	37.012
2	13:23:52.173	1:17.198	+31.408	45.745	31.453
3	13:24:59.325	1:07.152	+21.362	42.058	25.094
4	13:25:46.622	47.297	+1.507	25.649	21.648
5	13:26:33.672	47.050	+1.260	25.191	21.859
6	13:27:20.138	46.466	+0.676	25.121	21.345
7	13:28:07.099	46.961	+1.171	24.648	22.313
8	13:29:22.674	1:15.575	+29.785	42.904	32.671
9	13:30:40.642	1:17.968	+32.178	46.381	31.587
10	13:31:58.010	1:17.368	+31.578	45.706	31.662
11	13:33:14.248	1:16.238	+30.448	46.356	29.882
12	13:34:00.616	46.368	+0.578	24.962	21.406
13	13:34:46.406	45.790		24.578	21.212
14	13:35:32.222	45.816	+0.026	24.531	21.285
15	13:36:18.293	46.071	+0.281	24.781	21.290
16	13:37:05.699	47.406	+1.616	24.705	22.701
17	13:37:52.112	46.413	+0.623	25.058	21.355
18	13:38:38.351	46.239	+0.449	24.814	21.425
19	13:39:24.436	46.085	+0.295	24.708	21.377
20	13:40:10.550	46.114	+0.324	24.632	21.482
21	13:40:56.740	46.190	+0.400	24.826	21.364
22	13:41:44.612	47.872	+2.082	25.670	22.202

Lap	Time of Day	Lap Tm	Diff	S1 Tm	S2 Tm
(96) Marcus Palmér					
1	13:22:44.310	1:12.156	+25.996	29.526	42.630
2	13:23:59.242	1:14.932	+28.772	43.593	31.339
3	13:25:03.998	1:04.756	+18.596	40.336	24.420
4	13:25:51.257	47.259	+1.099	25.465	21.794
5	13:26:38.945	47.688	+1.528	25.455	22.233
6	13:27:27.312	48.367	+2.207	26.557	21.810
7	13:28:15.871	48.559	+2.399	24.984	23.575
8	13:29:26.975	1:11.104	+24.944	39.228	31.876
9	13:30:44.931	1:17.956	+31.796	45.736	32.220
10	13:32:02.785	1:17.854	+31.694	45.526	32.328
11	13:33:17.007	1:14.222	+28.062	45.941	28.281
12	13:34:03.995	46.988	+0.828	25.195	21.793
13	13:34:50.488	46.493	+0.333	25.179	21.314
14	13:35:36.841	46.353	+0.193	24.695	21.658
15	13:36:23.560	46.719	+0.559	24.860	21.859
16	13:37:10.558	46.998	+0.838	25.363	21.635
17	13:37:56.807	46.249	+0.089	24.975	21.274
18	13:38:43.257	46.450	+0.290	24.816	21.634
19	13:39:30.541	47.284	+1.124	25.672	21.612
20	13:40:16.811	46.270	+0.110	24.840	21.430
21	13:41:02.971	46.160		24.871	21.289
22	13:41:49.899	46.928	+0.768	25.292	21.636

Lap	Time of Day	Lap Tm	Diff	S1 Tm	S2 Tm
(48) Alx Danielsson					

Timekeeping Steffen Kirchhof:

Clerk of the course Pär Hydén:

www.mylaps.com

Steward Alf Nordin:

Secretary of the meeting Matilda Eriksson:

Licensed to: Motorsport Events

STCC Solvalla

V8 Thunder Car

Solvalla 1,250 Km

Heat 2

06.09.2014 13:20

Race (20:00 or 22 Laps) started at 13:21:27

Lap	Time of Day	Lap Tm	Diff	S1 Tm	S2 Tm
1	13:22:33.931	1:04.911	+18.874	28.421	36.490
2	13:23:51.344	1:17.413	+31.376	45.736	31.677
3	13:24:58.968	1:07.624	+21.587	42.165	25.459
4	13:25:46.137	47.169	+1.132	25.407	21.762
5	13:26:33.111	46.974	+0.937	25.258	21.716
p6	13:27:19.841	46.730	+0.693	25.099	
7	13:28:20.025	1:00.184	+14.147		25.389
8	13:29:30.266	1:10.241	+24.204	39.880	30.361
9	13:30:48.333	1:18.067	+32.030	45.476	32.591
10	13:32:06.186	1:17.853	+31.816	46.689	31.164
11	13:33:18.285	1:12.099	+26.062	47.450	24.649
12	13:34:04.946	46.661	+0.624	25.003	21.658
13	13:34:51.528	46.582	+0.545	25.097	21.485
14	13:35:38.662	47.134	+1.097	24.742	22.392
15	13:36:25.306	46.644	+0.607	24.966	21.678
16	13:37:11.488	46.182	+0.145	24.756	21.426
17	13:37:58.622	47.134	+1.097	24.993	22.141
18	13:38:45.009	46.387	+0.350	24.866	21.521
19	13:39:31.637	46.628	+0.591	24.838	21.790
20	13:40:18.241	46.604	+0.567	24.936	21.668
21	13:41:04.661	46.420	+0.383	25.211	21.209
22	13:41:50.698	46.037		24.746	21.291

Lap	Time of Day	Lap Tm	Diff	S1 Tm	S2 Tm
2	13:24:00.344	1:15.177	+28.548	43.887	31.290
3	13:25:05.105	1:04.761	+18.132	40.176	24.585
4	13:25:54.033	48.928	+2.299	26.729	22.199
5	13:26:41.559	47.526	+0.897	25.615	21.911
6	13:27:29.896	48.337	+1.708	26.405	21.932
7	13:28:20.631	50.735	+4.106	26.221	24.514
8	13:29:31.021	1:10.390	+23.761	40.445	29.945
9	13:30:49.498	1:18.477	+31.848	45.586	32.891
10	13:32:07.652	1:18.154	+31.525	46.717	31.437
11	13:33:19.379	1:11.727	+25.098	46.966	24.761
12	13:34:07.030	47.651	+1.022	25.622	22.029
13	13:34:54.139	47.109	+0.480	25.476	21.633
14	13:35:40.811	46.672	+0.043	25.175	21.497
15	13:36:27.897	47.086	+0.457	25.488	21.598
16	13:37:14.642	46.745	+0.116	25.089	21.656
17	13:38:01.729	47.087	+0.458	25.573	21.514
18	13:38:48.358	46.629		25.181	21.448
19	13:39:35.568	47.210	+0.581	25.409	21.801
20	13:40:22.335	46.767	+0.138	25.028	21.739
21	13:41:11.983	49.648	+3.019	26.140	23.508
22	13:41:59.967	47.984	+1.355	25.948	22.036

(66) Joakim Ahlberg

Lap	Time of Day	Lap Tm	Diff	S1 Tm	S2 Tm
1	13:22:47.101	1:14.697	+28.548	29.804	44.893
2	13:24:02.310	1:15.209	+29.060	43.810	31.399
3	13:25:06.079	1:03.769	+17.620	39.504	24.265
4	13:25:52.834	46.755	+0.606	25.279	21.476
5	13:26:39.347	46.513	+0.364	24.508	22.005
6	13:27:27.845	48.498	+2.349	27.166	21.332
7	13:28:16.978	49.133	+2.984	25.291	23.842
8	13:29:28.116	1:11.138	+24.989	39.156	31.982
9	13:30:46.339	1:18.223	+32.074	45.809	32.414
10	13:32:04.215	1:17.876	+31.727	45.403	32.473
11	13:33:17.739	1:13.524	+27.375	46.418	27.106
12	13:34:04.349	46.610	+0.461	24.922	21.688
13	13:34:51.007	46.658	+0.509	25.294	21.364
14	13:35:39.530	48.523	+2.374	24.848	23.675
15	13:36:25.679	46.149		25.037	21.112
16	13:37:12.119	46.440	+0.291	25.033	21.407
17	13:37:59.126	47.007	+0.858	24.900	22.107
18	13:38:45.521	46.395	+0.246	25.061	21.334
19	13:39:32.300	46.779	+0.630	24.896	21.883
20	13:40:18.743	46.443	+0.294	24.891	21.552
21	13:41:07.277	48.534	+2.385	27.139	21.395
22	13:41:53.844	46.567	+0.418	25.148	21.419

(83) Patric Sundel

Lap	Time of Day	Lap Tm	Diff	S1 Tm	S2 Tm
1	13:22:43.343	1:12.043	+26.552	29.944	42.099
2	13:23:58.456	1:15.113	+29.622	43.903	31.210
3	13:25:03.032	1:04.576	+19.085	40.278	24.298
4	13:25:50.813	47.781	+2.290	25.808	21.973
5	13:26:37.964	47.151	+1.660	25.327	21.824
6	13:27:43.431	1:05.467	+19.976	43.631	21.836
7	13:28:31.118	47.687	+2.196	25.769	21.918
8	13:29:35.210	1:04.092	+18.601	33.620	30.472
9	13:30:53.396	1:18.186	+32.695	45.343	32.843
10	13:32:11.679	1:18.283	+32.792	46.572	31.711
11	13:33:22.344	1:10.665	+25.174	46.238	24.427
12	13:34:09.287	46.943	+1.452	25.075	21.868
13	13:34:57.276	47.989	+2.498	25.561	22.428
14	13:35:46.072	48.796	+3.305	26.073	22.723
15	13:36:33.161	47.089	+1.598	25.164	21.925
16	13:37:19.989	46.828	+1.337	25.388	21.440
17	13:38:05.480	45.491		24.411	21.080
18	13:38:51.371	45.891	+0.400	24.423	21.468
19	13:39:37.197	45.826	+0.335	24.562	21.264
20	13:40:23.140	45.943	+0.452	24.597	21.346
21	13:41:12.379	49.239	+3.748	25.851	23.388
22	13:42:00.261	47.882	+2.391	26.010	21.872

(18) Gabriel Blomberg

Lap	Time of Day	Lap Tm	Diff	S1 Tm	S2 Tm
1	13:22:39.234	1:08.838	+22.313	29.065	39.773
2	13:23:55.569	1:16.335	+29.810	44.784	31.551
3	13:25:01.025	1:05.456	+18.931	41.420	24.036
4	13:25:50.257	49.232	+2.707	25.968	23.264
5	13:26:37.850	47.593	+1.068	25.350	22.243
6	13:27:26.841	48.991	+2.466	27.137	21.854
7	13:28:15.004	48.163	+1.638	25.133	23.030
8	13:29:26.232	1:11.228	+24.703	39.218	32.010
9	13:30:44.334	1:18.102	+31.577	45.955	32.147
10	13:32:02.018	1:17.684	+31.159	45.388	32.296
11	13:33:16.542	1:14.524	+27.999	46.149	28.375
12	13:34:03.504	46.962	+0.437	25.248	21.714
13	13:34:50.029	46.525		25.054	21.471
14	13:35:36.580	46.551	+0.026	24.841	21.710
15	13:36:24.176	47.596	+1.071	25.790	21.806
16	13:37:11.064	46.888	+0.363	25.257	21.631
17	13:37:59.222	48.158	+1.633	25.134	23.024
18	13:38:46.242	47.020	+0.495	25.615	21.405
19	13:39:32.963	46.721	+0.196	25.058	21.663
20	13:40:19.515	46.552	+0.027	25.047	21.505
21	13:41:08.097	48.582	+2.057	26.912	21.670
22	13:41:56.666	48.569	+2.044	25.988	22.581

(99) Bill Berggren

Lap	Time of Day	Lap Tm	Diff	S1 Tm	S2 Tm
1	13:22:48.372	1:17.158	+30.359	32.128	45.030
2	13:24:03.581	1:15.209	+28.410	43.786	31.423
3	13:25:08.143	1:04.562	+17.763	39.496	25.066
4	13:25:56.222	48.079	+1.280	25.537	22.542
5	13:26:44.745	48.523	+1.724	25.950	22.573
6	13:27:33.415	48.670	+1.871	26.378	22.292
7	13:28:22.808	49.393	+2.594	25.984	23.409
8	13:29:33.000	1:10.192	+23.393	40.008	30.184
9	13:30:51.467	1:18.467	+31.668	45.721	32.746
10	13:32:09.703	1:18.236	+31.437	46.803	31.433
11	13:33:20.799	1:11.096	+24.297	46.720	24.376
12	13:34:08.867	48.068	+1.269	25.945	22.123
13	13:34:57.302	48.435	+1.636	25.574	22.861
14	13:35:45.092	47.790	+0.991	25.747	22.043
15	13:36:32.803	47.711	+0.912	25.541	22.170
16	13:37:20.876	48.073	+1.274	25.846	22.227
17	13:38:08.315	47.439	+0.640	25.371	22.068
18	13:38:55.219	46.904	+0.105	25.291	21.613
19	13:39:42.018	46.799		25.084	21.715
20	13:40:29.060	47.042	+0.243	25.172	21.870
21	13:41:17.485	48.425	+1.626	26.619	21.806
22	13:42:06.240	48.755	+1.956	26.428	22.327

(32) Christian Axelsson

Lap	Time of Day	Lap Tm	Diff	S1 Tm	S2 Tm
1	13:22:45.167	1:14.628	+27.999	30.653	43.975

(10) Stefan Pettersson

Lap	Time of Day	Lap Tm	Diff	S1 Tm	S2 Tm
1	13:22:40.986	1:10.905	+24.838	29.198	41.707
2	13:23:57.387	1:16.401	+30.334	44.684	31.717

STCC Solvalla

V8 Thunder Car

Solvalla 1,250 Km

Heat 2

06.09.2014 13:20

Race (20:00 or 22 Laps) started at 13:21:27

Lap	Time of Day	Lap Tm	Diff	S1 Tm	S2 Tm	Lap	Time of Day	Lap Tm	Diff	S1 Tm	S2 Tm
3	13:25:02.187	1:04.800	+18.733	40.725	24.075	4	13:25:47.052	47.279	+0.575	25.520	21.759
4	13:25:49.767	47.580	+1.513	25.525	22.055	5	13:26:33.894	46.842	+0.138	25.249	21.593
5	13:26:37.087	47.320	+1.253	25.235	22.085	6	13:27:20.598	46.704		25.285	21.419
6	13:27:23.898	46.811	+0.744	25.023	21.788						
7	13:28:11.660	47.762	+1.695	25.180	22.582						
8	13:29:25.163	1:13.503	+27.436	41.193	32.310						
9	13:30:43.258	1:18.095	+32.028	46.108	31.987						
10	13:32:00.638	1:17.380	+31.313	45.376	32.004						
11	13:33:15.875	1:15.237	+29.170	46.239	28.998						
12	13:34:02.779	46.904	+0.837	25.173	21.731						
13	13:34:49.511	46.732	+0.665	25.095	21.637						
14	13:35:35.578	46.067		24.664	21.403						
15	13:36:22.636	47.058	+0.991	24.995	22.063						
16	13:37:09.126	46.490	+0.423	24.905	21.585						
17	13:37:55.572	46.446	+0.379	24.787	21.659						
18	13:38:42.361	46.789	+0.722	24.887	21.902						
19	13:39:31.163	48.802	+2.735	26.823	21.979						
20	13:40:18.263	47.100	+1.033	24.862	22.238						
21	13:41:21.497	1:03.234	+17.167	39.518	23.716						
22	13:42:10.123	48.626	+2.559	26.136	22.490						

(78) Jonas Fors

1	13:22:46.269	1:15.420	+27.685	31.846	43.574
2	13:24:01.278	1:15.009	+27.274	43.896	31.113
3	13:25:05.916	1:04.638	+16.903	39.910	24.728
4	13:25:55.595	49.679	+1.944	26.801	22.878
5	13:26:43.538	47.943	+0.208	25.788	22.155
6	13:27:32.535	48.997	+1.262	26.888	22.109
7	13:28:22.086	49.551	+1.816	26.076	23.475
8	13:29:31.791	1:09.705	+21.970	39.863	29.842
9	13:30:50.176	1:18.385	+30.650	45.761	32.624
10	13:32:08.433	1:18.257	+30.522	46.977	31.280
11	13:33:20.204	1:11.771	+24.036	47.238	24.533
12	13:34:07.951	47.747	+0.012	25.954	21.793
13	13:34:56.760	48.809	+1.074	25.481	23.328
14	13:35:44.495	47.735		25.815	21.920
15	13:36:34.139	49.644	+1.909	26.465	23.179
16	13:37:22.347	48.208	+0.473	25.966	22.242
17	13:38:10.429	48.082	+0.347	25.863	22.219
18	13:38:58.457	48.028	+0.293	25.742	22.286
19	13:39:46.870	48.413	+0.678	25.807	22.606
20	13:40:35.008	48.138	+0.403	25.714	22.424
21	13:41:23.933	48.925	+1.190	26.598	22.327
22	13:42:12.802	48.869	+1.134	26.501	22.368

(7) Sandra Oscarsson

1	13:22:49.777	1:17.517	+28.573	31.967	45.550
2	13:24:04.925	1:15.148	+26.204	43.165	31.983
3	13:25:09.087	1:04.162	+15.218	38.771	25.391
4	13:25:58.975	49.888	+0.944	26.667	23.221
5	13:26:48.359	49.384	+0.440	26.486	22.898
6	13:27:39.376	51.017	+2.073	28.111	22.906
7	13:28:30.724	51.348	+2.404	27.374	23.974
8	13:29:34.026	1:03.302	+14.358	32.927	30.375
9	13:30:52.374	1:18.348	+29.404	45.522	32.826
10	13:32:10.612	1:18.238	+29.294	46.736	31.502
11	13:33:22.119	1:11.507	+22.563	46.616	24.891
12	13:34:11.545	49.426	+0.482	26.812	22.614
13	13:35:01.162	49.617	+0.673	26.297	23.320
14	13:35:50.586	49.424	+0.480	26.549	22.875
15	13:36:39.777	49.191	+0.247	26.261	22.930
16	13:37:28.910	49.133	+0.189	26.219	22.914
17	13:38:18.123	49.213	+0.269	26.255	22.958
18	13:39:07.067	48.944		26.159	22.785
19	13:39:56.807	49.740	+0.796	26.175	23.565
20	13:40:46.529	49.722	+0.778	26.536	23.186
21	13:41:37.031	50.502	+1.558	27.210	23.292
22	13:42:28.532	51.501	+2.557	28.296	23.205

(6) Andreas Ahlberg

1	13:22:36.006	1:07.270	+20.566	29.235	38.035
2	13:23:53.532	1:17.526	+30.822	45.777	31.749
3	13:24:59.773	1:06.241	+19.537	42.035	24.206