



STCC Sturup

STCC

Sturup Raceway 2,087 Km

Test

15.06.2012 14:10

Practice (45:00 Time) started at 14:10:03

Pos	No.	Name	Entrant	Make	Nat./Club	Laps	Best Tm	Diff In Lap	km/h
1	4	Michel Nykjaer	Chevrolet Motorsport Swi	Chevrolet Cruze	DEN-040-Naestved MK	13	1:02.950		119,352
2	17	Tomas Engström	Honda Racing Sweden	Honda Civic	SWE-SMK Hedemora	17	1:03.370	0.420	118,561
3	1	Rickard Rydell	Chevrolet Motorsport Swi	Chevrolet Cruze	SWE-Järfälla MK	13	1:03.375	0.425	118,551
4	15	Patrik Olsson	IPS Team Biogas	VW Scirocco CNG	SWE-KAK	18	1:03.562	0.612	118,203
5	21	Johan Stureson	IPS Team Biogas	VW Scirocco CNG	SWE-Hyllinge MS	19	1:03.603	0.653	118,127
6	3	Johan Kristoffersson	Volkswagen Team Biogas	VW Scirocco CNG	SWE-MK Team Weston	20	1:04.081	1.131	117,245
7	2	Jordi Gene	Volkswagen Team Biogas	VW Scirocco CNG	ESP-Real Federacion E	22	1:04.209	1.259	117,012
8	90	Niclas Olsson		Seat Leon	SWE-KAK	24	1:04.801	1.851	115,943
9	91	Tony Johansson	G-Rex Sweden	Mercedes C200	SWE-team13	12	1:05.552	2.602	114,614
10	23	Santosh Berggren	Seat Sport Sverige	Seat Leon	SWE-Falköpings MK	15	1:05.886	2.936	114,033
11	98	Andreas Ahlberg		Audi A4	SWE-SMK Hedemora	12	1:06.157	3.207	113,566
12	22	Robin Appelqvist	Seat Sport Sverige	Seat Leon	SWE-Rasbo MK	11	1:06.291	3.341	113,337
13	97	Joakim Ahlberg		Audi A4	SWE-SMK Hedemora	11	1:06.627	3.677	112,765
14	92	André Andersson	MEMPHIS RACING	BMW 320i	SWE-Hyllinge MS	7	1:06.991	4.041	112,152

Announcements

Weather: sunny 19 degrees, dry track

No. 2 warning board

STCC Sturup

STCC

Sturup Raceway 2,087 Km

Test

15.06.2012 14:10

Practice (45:00 Time) started at 14:10:01

Lap	Time of Day	Lap Tm	S1 Tm	S2 Tm	S3 Tm	Lap	Time of Day	Lap Tm	S1 Tm	S2 Tm	S3 Tm
(4) Michel Nykjaer						3	14:17:14.545	1:05.393	19.811	20.120	25.462
p1	14:12:36.796	1:07.606	20.418	19.943		4	14:18:18.436	1:03.891	19.758	19.197	24.936
2	14:15:40.068	3:03.272		20.529	26.285	5	14:19:22.811	1:04.375	19.918	19.397	25.060
3	14:16:43.018	1:02.950	19.590	18.869	24.491	6	14:20:33.024	1:10.213	20.206	21.414	28.593
4	14:17:46.899	1:03.881	20.005	19.009	24.867	p7	14:21:43.052	1:10.028	20.242	21.614	
p5	14:18:54.894	1:07.995	19.889	20.251		8	14:27:27.086	5:44.034		20.423	25.263
6	14:27:59.955	9:05.061		19.362	26.164	9	14:28:31.753	1:04.667	20.155	19.455	25.057
7	14:29:04.099	1:04.144	19.780	19.280	25.084	10	14:29:38.012	1:06.259	20.108	20.403	25.748
8	14:30:08.651	1:04.552	20.015	19.276	25.261	11	14:30:44.426	1:06.414	20.743	20.226	25.445
p9	14:31:16.067	1:07.416	19.978	19.558		12	14:31:49.278	1:04.852	20.136	19.424	25.292
10	14:36:57.388	5:41.321		20.805	25.735	p13	14:33:04.214	1:14.936	21.896	22.119	
11	14:38:02.137	1:04.749	20.227	19.291	25.231	14	14:47:36.371	14:32.157		20.503	26.125
p12	14:39:36.750	1:34.613	26.592	30.509		p15	14:48:45.087	1:08.716	20.503	19.648	
p13	14:43:36.112	3:59.362		34.388		16	14:51:40.896	2:55.809		19.659	24.783
						17	14:52:44.499	1:03.603	19.727	19.095	24.781
						18	14:53:48.432	1:03.933	19.901	19.094	24.938
						19	14:55:01.441	1:13.009	21.614	21.241	30.154
(17) Tomas Engström						(3) Johan Kristoffersson					
1	14:15:01.713	3:31.622		19.351	24.802	p1	14:12:22.433	1:06.670	20.535	20.292	
2	14:16:05.545	1:03.832	20.101	19.018	24.713	2	14:14:51.880	2:29.447		19.111	24.960
3	14:17:09.386	1:03.841	20.090	18.856	24.895	3	14:15:55.961	1:04.081	20.005	19.089	24.987
4	14:18:14.757	1:05.371	20.405	19.898	25.068	4	14:17:00.224	1:04.263	20.182	19.056	25.025
p5	14:19:20.168	1:05.411	20.224	19.210		5	14:18:04.857	1:04.633	20.196	19.196	25.241
6	14:25:14.743	5:54.575		19.876	25.227	6	14:19:09.533	1:04.676	20.292	19.204	25.180
7	14:26:19.134	1:04.391	20.176	19.155	25.060	7	14:20:14.513	1:04.980	20.373	19.317	25.290
8	14:27:24.159	1:05.025	20.376	19.420	25.229	p8	14:21:20.457	1:05.944	20.416	19.555	
p9	14:28:29.651	1:05.492	20.249	19.521		9	14:25:47.955	4:27.498		19.241	29.094
10	14:33:21.004	4:51.353		20.595	26.139	10	14:26:58.808	1:10.853	20.675	24.548	25.630
11	14:34:26.351	1:05.347	20.064	20.028	25.255	p11	14:28:05.115	1:06.307	20.899	19.537	
p12	14:35:32.042	1:05.691	20.647	19.427		12	14:37:16.396	9:11.281		19.203	25.128
p13	14:42:27.643	6:55.601		22.835		p13	14:38:24.463	1:08.067	20.220	19.114	
14	14:47:17.225	4:49.582		19.829	25.189	14	14:46:33.428	8:08.965		19.156	24.919
15	14:48:20.595	1:03.370	19.931	18.874	24.565	15	14:47:37.895	1:04.467	20.255	19.144	25.068
16	14:49:24.683	1:04.088	20.062	19.040	24.986	p16	14:48:43.994	1:06.099	20.299	19.202	
p17	14:50:29.234	1:04.551	20.346	19.148		17	14:52:48.429	4:04.435		19.233	25.123
(1) Rickard Rydell						18	14:53:53.110	1:04.681	20.279	19.274	25.128
p1	14:12:38.401	1:11.424	20.921	22.329		19	14:54:58.065	1:04.955	20.301	19.336	25.318
2	14:15:37.935	2:59.534		20.306	25.829	p20	14:56:04.512	1:06.447	20.407	19.424	
3	14:16:41.310	1:03.375	19.849	18.860	24.666	(2) Jordi Gene					
4	14:17:47.911	1:06.601	19.970	19.253	27.378	p1	14:12:21.606	1:06.421	20.855	20.295	
5	14:18:52.221	1:04.310	20.202	18.995	25.113	2	14:15:09.250	2:47.644		19.983	25.181
p6	14:20:01.595	1:09.374	22.080	20.695		3	14:16:14.612	1:05.362	20.892	19.349	25.121
7	14:24:51.245	4:49.650		20.690	25.615	4	14:17:19.688	1:05.076	20.225	19.772	25.079
8	14:25:55.566	1:04.321	20.055	19.290	24.976	p5	14:18:29.377	1:09.689	21.345	20.659	
p9	14:27:06.910	1:11.344	21.727	21.905		6	14:20:51.801	2:22.424		19.834	25.300
10	14:33:20.227	6:13.317		20.588	25.830	7	14:21:56.194	1:04.393	20.088	19.380	24.925
11	14:34:24.586	1:04.359	20.043	19.194	25.122	8	14:23:00.740	1:04.546	20.157	19.163	25.226
12	14:35:29.349	1:04.763	20.136	19.404	25.223	p9	14:24:10.098	1:09.358	21.285	20.376	
p13	14:36:42.336	1:12.987	21.840	21.029		10	14:30:02.438	5:52.340		19.890	25.428
(15) Patrik Olsson						11	14:31:06.647	1:04.209	19.964	19.137	25.108
p1	14:12:25.901	1:06.955	21.046	19.485		12	14:32:11.465	1:04.818	20.255	19.465	25.098
2	14:15:20.399	2:54.498		19.337	25.824	p13	14:33:19.197	1:07.732	21.029	19.723	
3	14:16:23.961	1:03.562	20.062	18.929	24.571	p14	14:41:36.271	8:17.074		23.097	
4	14:17:28.014	1:04.053	20.160	19.172	24.721	p15	14:43:40.259	2:03.988		34.668	
5	14:18:32.339	1:04.325	20.104	19.237	24.984	16	14:48:44.680	5:04.421		22.091	27.688
p6	14:19:39.212	1:06.873	20.728	20.192		17	14:49:49.165	1:04.485	20.105	19.399	24.981
7	14:26:25.689	6:46.477		20.220	25.553	18	14:50:53.924	1:04.759	20.179	19.492	25.088
8	14:27:30.217	1:04.528	20.075	19.304	25.149	19	14:51:59.979	1:06.055	20.159	19.653	26.243
p9	14:28:36.087	1:05.870	20.496	19.442		20	14:53:05.550	1:05.571	20.436	19.610	25.525
10	14:34:14.698	5:38.611		23.789	26.320	21	14:54:11.286	1:05.736	20.458	19.781	25.497
11	14:35:20.874	1:06.176	21.033	20.360	24.783	22	14:55:17.268	1:05.982	20.506	19.780	25.696
12	14:36:24.973	1:04.099	20.125	19.203	24.771	(90) Niclas Olsson					
13	14:37:29.158	1:04.185	20.121	19.196	24.868	1	14:13:44.120	2:07.485		21.413	28.381
p14	14:38:40.237	1:11.079	21.028	20.205		p2	14:14:51.133	1:07.013	21.461	19.927	
15	14:46:04.531	7:24.294		21.560	27.684	3	14:18:29.064	3:37.931		22.735	26.197
16	14:47:08.567	1:04.036	20.138	19.072	24.826	4	14:19:34.188	1:05.124	20.289	19.650	25.185
17	14:48:12.729	1:04.162	20.035	19.156	24.971	5	14:20:39.316	1:05.128	20.282	19.682	25.164
p18	14:49:18.742	1:06.013	20.285	19.294		6	14:21:44.291	1:04.975	20.214	19.501	25.260
(21) Johan Stureson						7	14:22:52.415	1:08.124	21.577	20.837	25.710
p1	14:12:33.724	1:07.897	20.398	19.668		8	14:23:57.750	1:05.335	20.308	19.837	25.190
2	14:16:09.152	3:35.428		19.563	25.257						



STCC Sturup

STCC

Sturup Raceway 2,087 Km

Test

15.06.2012 14:10

Practice (45:00 Time) started at 14:10:01

Lap	Time of Day	Lap Tm	S1 Tm	S2 Tm	S3 Tm	Lap	Time of Day	Lap Tm	S1 Tm	S2 Tm	S3 Tm
p9	14:25:06.060	1:08.310	21.344	21.082		11	14:36:44.430	1:08.718	22.049	20.296	26.373
10	14:28:34.132	3:28.072		19.999	25.588						
11	14:29:39.481	1:05.349	20.433	19.599	25.317	(97) Joakim Ahlberg					
12	14:30:45.941	1:06.460	20.719	20.120	25.621	1	14:12:40.653	1:07.793	21.710	20.040	26.043
13	14:31:51.189	1:05.248	20.336	19.440	25.472	p2	14:13:48.593	1:07.940	20.939	20.146	
14	14:32:59.508	1:08.319	20.796	21.274	26.249	3	14:18:56.497	5:07.904		21.212	26.419
p15	14:34:09.927	1:10.419	22.674	20.808		4	14:20:03.421	1:06.924	20.789	20.154	25.981
16	14:37:17.924	3:07.997		21.881	28.552	5	14:21:10.048	1:06.627	20.996	19.867	25.764
p17	14:38:30.990	1:13.066	21.652	22.949		6	14:22:16.844	1:06.796	20.916	19.847	26.033
18	14:46:48.649	8:17.659		20.565	25.631	7	14:23:23.813	1:06.969	21.022	19.948	25.999
19	14:47:53.479	1:04.830	20.225	19.455	25.150	8	14:24:30.875	1:07.062	20.987	19.982	26.093
20	14:49:05.671	1:12.192	21.455	21.926	28.811	9	14:25:38.907	1:08.032	21.998	19.888	26.146
21	14:50:10.487	1:04.816	20.255	19.410	25.151	10	14:26:46.240	1:07.333	20.989	20.044	26.300
p22	14:51:20.634	1:10.147	21.402	21.553		p11	14:27:58.871	1:12.631	21.766	21.568	
23	14:54:07.422	2:46.788		19.729	25.741	(92) André Andersson					
24	14:55:12.223	1:04.801	20.196	19.443	25.162	1	14:12:48.317	1:07.437	21.147	20.190	26.100
(91) Tony Johansson						2	14:13:55.308	1:06.991	20.764	19.948	26.279
1	14:12:59.501	1:06.244	20.830	19.900	25.514	3	14:15:02.784	1:07.476	20.668	19.912	26.896
2	14:14:05.447	1:05.946	20.825	19.558	25.563	4	14:18:16.382	3:13.598	22.107	19.708	25.742
3	14:15:10.999	1:05.552	20.281	19.855	25.416	5	14:19:23.813	1:07.431	20.319	19.967	27.145
p4	14:16:17.744	1:06.745	20.491	19.406		6	14:29:35.124	10:11.311	20.251	21.086	27.092
p5	14:25:43.759	9:26.015		20.082		7	14:30:47.395	1:12.271	25.055	21.278	25.938
6	14:33:01.312	7:17.553		21.136	27.272						
7	14:34:09.667	1:08.355	22.283	19.955	26.117						
8	14:35:15.548	1:05.881	20.529	19.438	25.914						
p9	14:36:30.090	1:14.542	21.670	23.017							
10	14:47:25.020	10:54.930		20.352	25.975						
11	14:48:30.701	1:05.681	20.340	19.557	25.784						
p12	14:49:38.879	1:08.178	20.387	19.823							
(23) Santosh Berggren											
p1	14:13:41.737	1:11.519	23.276	20.499							
2	14:20:41.075	6:59.338		21.943	26.607						
3	14:21:47.276	1:06.201	20.529	20.220	25.452						
4	14:22:54.052	1:06.776	21.456	19.884	25.436						
5	14:24:02.181	1:08.129	21.661	20.449	26.019						
6	14:25:08.589	1:06.408	20.694	19.837	25.877						
p7	14:26:17.840	1:09.251	21.097	21.522							
8	14:34:54.232	8:36.392		21.002	26.304						
9	14:36:00.285	1:06.053	20.619	19.863	25.571						
10	14:37:06.278	1:05.993	20.528	19.702	25.763						
p11	14:38:17.822	1:11.544	20.845	21.809							
12	14:46:42.904	8:25.082		21.069	26.547						
13	14:47:50.417	1:07.513	21.260	20.496	25.757						
14	14:48:56.303	1:05.886	20.454	19.711	25.721						
p15	14:50:05.206	1:08.903	20.692	21.348							
(98) Andreas Ahlberg											
1	14:12:47.397	1:07.554	21.547	20.153	25.854						
p2	14:14:01.243	1:13.846	20.843	20.152							
3	14:36:47.224	22:45.981		20.984	26.178						
4	14:37:54.858	1:07.634	22.075	20.143	25.416						
p5	14:39:30.966	1:36.108	31.364	29.750							
6	14:45:40.475	6:09.509		26.052	30.800						
7	14:46:46.833	1:06.358	21.081	19.838	25.439						
8	14:47:52.990	1:06.157	20.714	19.807	25.636						
9	14:49:02.254	1:09.264	20.884	21.333	27.047						
10	14:50:09.072	1:06.818	20.861	20.072	25.885						
11	14:51:24.973	1:15.901	23.405	24.623	27.873						
p12	14:52:34.962	1:09.989	21.071	20.128							
(22) Robin Appelqvist											
1	14:16:06.542	3:35.379		22.021	28.296						
2	14:17:15.392	1:08.850	21.785	21.150	25.915						
3	14:18:21.683	1:06.291	20.682	19.769	25.840						
4	14:19:29.182	1:07.499	21.015	20.489	25.995						
5	14:20:35.743	1:06.561	20.971	19.582	26.008						
p6	14:21:50.087	1:14.344	22.882	24.352							
7	14:30:51.848	9:01.761		21.352	26.983						
8	14:31:58.340	1:06.492	20.570	20.004	25.918						
p9	14:33:08.108	1:09.768	20.514	21.644							
10	14:35:35.712	2:27.604		19.940	26.066						





STCC Sturup

STCC

Sturup Raceway 2,087 Km

Qualifying q1

15.06.2012 16:20

Qualifying (20:00 Time) started at 16:20:01

Pos	No.	Name	Entrant	Make	Nat./Club	Laps	Best Tm	Diff	In Lap	km/h
1	17	Tomas Engström	Honda Racing Sweden	Honda Civic	SWE-SMK Hedemora	4	1:02.463		3	120,282
2	4	Michel Nykjaer	Chevrolet Motorsport Sw	Chevrolet Cruze	DEN-040-Naestved MK	9	1:02.617	0.154	7	119,987
3	21	Johan Stureson	IPS Team Biogas	VW Scirocco CNG	SWE-Hyllinge MS	4	1:02.669	0.206	3	119,887
4	3	Johan Kristoffersson	Volkswagen Team Biogas	VW Scirocco CNG	SWE-MK Team Weston	6	1:02.785	0.322	5	119,666
5	15	Patrik Olsson	IPS Team Biogas	VW Scirocco CNG	SWE-KAK	7	1:03.034	0.571	3	119,193
6	2	Jordi Gene	Volkswagen Team Biogas	VW Scirocco CNG	ESP-Real Federacion E:	6	1:03.328	0.865	5	118,639
7	1	Rickard Rydell	Chevrolet Motorsport Sw	Chevrolet Cruze	SWE-Järfälla MK	11	1:03.524	1.061	3	118,273
8	90	Niclas Olsson		Seat Leon	SWE-KAK	7	1:03.758	1.295	3	117,839
9	22	Robin Appelqvist	Seat Sport Sverige	Seat Leon	SWE-Rasbo MK	7	1:04.150	1.687	6	117,119
10	98	Andreas Ahlberg		Audi A4	SWE-SMK Hedemora	7	1:04.765	2.302	3	116,007
11	23	Santosh Berggren	Seat Sport Sverige	Seat Leon	SWE-Falköpings MK	8	1:04.818	2.355	4	115,912
12	92	André Andersson	MEMPHIS RACING	BMW 320i	SWE-Hyllinge MS	8	1:05.068	2.605	4	115,467
13	97	Joakim Ahlberg		Audi A4	SWE-SMK Hedemora	10	1:05.126	2.663	7	115,364
14	91	Tony Johansson	G-Rex Sweden	Mercedes C200	SWE-team13	8	1:06.170	3.707	2	113,544

Announcements

Weather: sunny 20 degrees, dry track

These results are provisional until the conclusion of any judicial and technical matters

No. 23 warning board

Position 1-8 qualified for Qualifying q2



STCC Sturup

STCC

Sturup Raceway 2,087 Km

Qualifying q1

15.06.2012 16:20

Qualifying (20:00 Time) started at 16:20:01

Lap	Time of Day	Lap Tm	S1 Tm	S2 Tm	S3 Tm	Lap	Time of Day	Lap Tm	S1 Tm	S2 Tm	S3 Tm
(17) Tomas Engström						2	16:24:51.288	1:05.434	20.493	19.152	25.789
p1	16:25:41.669	1:10.210	22.949	20.467		p3	16:25:58.890	1:07.602	20.914	19.556	
2	16:28:45.583	3:03.914		21.201	27.033	4	16:31:06.197	5:07.307		21.277	26.187
3	16:29:48.046	1:02.463	19.633	18.595	24.235	5	16:32:11.000	1:04.803	20.369	19.316	25.118
p4	16:30:59.533	1:11.487	22.364	20.632		6	16:33:15.150	1:04.150	20.274	18.997	24.879
						7	16:34:19.990	1:04.840	20.042	19.933	24.865
(4) Michel Nykjaer						(98) Andreas Ahlberg					
p1	16:22:37.094	1:09.797	21.256	20.717		p1	16:22:39.713	1:07.220	21.248	20.378	
2	16:25:16.972	2:39.878		21.042	26.717	2	16:26:24.537	3:44.824		20.418	25.091
3	16:26:19.634	1:02.662	19.633	18.715	24.314	3	16:27:29.302	1:04.765	20.223	19.523	25.019
4	16:27:22.732	1:03.098	19.590	18.936	24.572	4	16:28:34.482	1:05.180	20.436	19.632	25.112
p5	16:28:34.869	1:12.137	21.036	23.698		5	16:29:40.077	1:05.595	20.434	19.727	25.434
6	16:32:26.453	3:51.584		20.990	26.028	p6	16:30:48.849	1:08.772	21.551	22.202	
7	16:33:29.070	1:02.617	19.511	18.778	24.328	p7	16:38:09.839	7:20.990		30.371	
8	16:34:32.264	1:03.194	19.651	18.976	24.567	(23) Santosh Berggren					
p9	16:35:46.628	1:14.364	22.968	21.901		p1	16:22:46.683	1:10.058	21.821	21.046	
(21) Johan Stureson						2	16:26:16.318	3:29.635		21.313	26.696
p1	16:22:31.411	1:07.500	21.818	20.586		3	16:27:24.432	1:08.114	21.394	20.724	25.996
2	16:25:43.068	3:11.657		19.557	27.339	4	16:28:29.250	1:04.818	20.266	19.420	25.132
3	16:26:45.737	1:02.669	19.454	18.870	24.345	p5	16:29:36.542	1:07.292	20.758	20.243	
p4	16:28:00.817	1:15.080	22.274	23.941		6	16:34:58.875	5:22.333		20.143	26.322
(3) Johan Kristoffersson						7	16:36:19.548	1:20.673	22.902	26.498	31.273
1	16:23:39.568	2:22.550		19.032	24.680	p8	16:38:01.058	1:41.510	36.854	30.604	
2	16:24:42.412	1:02.844	19.761	18.678	24.405	(92) André Andersson					
p3	16:25:47.174	1:04.762	19.988	18.810		1	16:22:49.092	1:06.706	20.447	20.226	26.033
4	16:30:15.750	4:28.576		18.964	24.581	2	16:23:55.000	1:05.908	20.311	20.064	25.533
5	16:31:18.535	1:02.785	19.668	18.636	24.481	3	16:25:00.353	1:05.353	20.226	19.611	25.516
p6	16:32:24.696	1:06.161	19.867	18.983		4	16:26:05.421	1:05.068	20.183	19.430	25.455
(15) Patrik Olsson						5	16:27:11.006	1:05.585	20.045	20.046	25.494
p1	16:22:29.532	1:07.276	21.734	19.934		6	16:28:16.891	1:05.885	20.456	19.739	25.690
2	16:25:29.461	2:59.929		18.927	24.442	7	16:29:22.512	1:05.621	20.544	19.672	25.405
3	16:26:32.495	1:03.034	19.528	18.978	24.528	8	16:33:02.066	3:39.554	20.922	22.840	27.531
4	16:27:36.424	1:03.929	19.977	19.134	24.818	(97) Joakim Ahlberg					
5	16:28:54.419	1:17.995	23.004	25.942	29.049	1	16:22:46.518	1:09.237	22.670	20.513	26.054
6	16:29:58.781	1:04.362	20.122	19.077	25.163	2	16:23:52.251	1:05.733	20.553	19.700	25.480
p7	16:31:12.145	1:13.364	22.658	21.753		3	16:24:57.928	1:05.677	20.622	19.678	25.377
(2) Jordi Gene						p4	16:26:07.333	1:09.405	20.862	21.278	
1	16:24:02.540	2:46.221		22.243	25.338	5	16:30:58.547	4:51.214		20.235	26.806
2	16:25:06.092	1:03.552	19.984	18.999	24.569	6	16:32:03.713	1:05.166	20.513	19.420	25.233
p3	16:26:17.370	1:11.278	20.863	21.421		7	16:33:08.839	1:05.126	20.352	19.423	25.351
4	16:28:42.263	2:24.893		21.724	25.754	8	16:34:14.262	1:05.423	20.436	19.532	25.455
5	16:29:45.591	1:03.328	19.890	18.923	24.515	9	16:35:22.089	1:07.827	20.734	20.969	26.124
p6	16:30:57.009	1:11.418	21.559	20.223		p10	16:36:33.389	1:11.300	20.779	20.691	
(1) Rickard Rydell						(91) Tony Johansson					
p1	16:22:35.592	1:10.709	21.856	20.758		1	16:22:58.937	1:06.661	21.057	19.813	25.791
2	16:25:09.597	2:34.005		20.337	25.029	2	16:24:05.107	1:06.170	20.491	19.957	25.722
3	16:26:13.121	1:03.524	19.845	19.101	24.578	3	16:25:11.583	1:06.476	21.222	19.709	25.545
4	16:27:16.763	1:03.642	19.910	19.020	24.712	p4	16:26:21.026	1:09.443	20.569	19.641	
p5	16:28:25.301	1:08.538	21.739	20.275		5	16:36:20.979	9:59.953		22.312	26.897
6	16:31:54.469	3:29.168		20.199	25.092	6	16:38:09.039	1:48.060	37.851	33.083	37.126
p7	16:33:01.507	1:07.038	21.270	19.907		7	16:39:55.649	1:46.610	34.552	30.706	41.352
8	16:35:38.593	2:37.086		22.642	27.399	p8	16:41:52.058	1:56.409	38.250	31.776	
9	16:36:58.820	1:20.227	19.638	25.444	35.145	(90) Niclas Olsson					
10	16:38:34.537	1:35.717	33.413	28.234	34.070	p1	16:22:49.364	1:08.615	21.625	20.058	
p11	16:39:58.873	1:24.336	28.456	25.023		2	16:25:47.658	2:58.294		21.534	24.770
(22) Robin Appelqvist						3	16:26:51.416	1:03.758	20.015	18.964	24.779
1	16:23:45.854	1:06.979	21.505	19.488	25.986	4	16:27:55.228	1:03.812	19.879	19.157	24.776
						p5	16:29:04.774	1:09.546	20.661	21.440	
						6	16:34:53.534	5:48.760		22.570	26.119
						p7	16:36:18.121	1:24.587	26.829	26.232	





STCC Sturup

STCC

Sturup Raceway 2,087 Km

Qualifying q2

15.06.2012 16:45

Qualifying (10:00 Time) started at 16:47:54

Pos	No.	Name	Entrant	Make	Nat./Club	Laps	Best Tm	Diff	In Lap	km/h
1	4	Michel Nykjaer	Chevrolet Motorsport Sw	Chevrolet Cruze	DEN-040-Naestved MK	4	1:02.371		3	120,460
2	3	Johan Kristoffersson	Volkswagen Team Biogas	VW Scirocco CNG	SWE-MK Team Weston	5	1:02.688	0.317	1	119,851
3	17	Tomas Engström	Honda Racing Sweden	Honda Civic	SWE-SMK Hedemora	6	1:02.765	0.394	6	119,704
4	21	Johan Stureson	IPS Team Biogas	VW Scirocco CNG	SWE-Hyllinge MS	4	1:02.921	0.550	3	119,407
5	1	Rickard Rydell	Chevrolet Motorsport Sw	Chevrolet Cruze	SWE-Järfälla MK	6	1:03.011	0.640	3	119,236
6	15	Patrik Olsson	IPS Team Biogas	VW Scirocco CNG	SWE-KAK	5	1:03.041	0.670	3	119,180
7	2	Jordi Gene	Volkswagen Team Biogas	VW Scirocco CNG	ESP-Real Federacion E	4	1:03.333	0.962	3	118,630
8	90	Niclas Olsson		Seat Leon	SWE-KAK				0	-

Announcements

Weather: sunny 20 degrees, dry track

These results are provisional until the conclusion of any judicial and technical matters



STCC Sturup

Sturup Raceway 2,087 Km

STCC

Qualifying q2

15.06.2012 16:45

Qualifying (10:00 Time) started at 16:47:54

Lap	Time of Day	Lap Tm	S1 Tm	S2 Tm	S3 Tm	Lap	Time of Day	Lap Tm	S1 Tm	S2 Tm	S3 Tm
(4) Michel Nykjaer											
p1	16:50:29.541	1:07.725	21.294	20.199							
2	16:53:09.519	2:39.978		19.975	25.288						
3	16:54:11.890	1:02.371	19.387	18.646	24.338						
p4	16:55:19.283	1:07.393	19.555	20.855							
(3) Johan Kristoffersson											
1	16:50:08.904	1:02.688	19.640	18.684	24.364						
p2	16:51:13.493	1:04.589	19.795	18.882							
3	16:54:18.374	3:04.881		19.053	24.488						
4	16:55:21.176	1:02.802	19.543	18.809	24.450						
p5	16:56:26.898	1:05.722	20.059	19.552							
(17) Tomas Engström											
1	16:51:57.759	2:36.890		20.537	27.853						
2	16:53:04.779	1:07.020	22.051	19.722	25.247						
3	16:54:07.576	1:02.797	19.675	18.798	24.324						
p4	16:55:12.758	1:05.182	20.777	19.711							
5	16:57:25.945	2:13.187		19.116	24.716						
6	16:58:28.710	1:02.765	19.673	18.743	24.349						
(21) Johan Stureson											
p1	16:50:24.095	1:05.247	21.729	19.239							
2	16:53:19.289	2:55.194		20.235	24.917						
3	16:54:22.210	1:02.921	19.481	18.915	24.525						
p4	16:55:28.221	1:06.011	19.849	19.112							
(1) Rickard Rydell											
p1	16:50:27.323	1:07.233	21.457	20.207							
2	16:53:07.656	2:40.333		19.802	25.226						
3	16:54:10.667	1:03.011	19.603	18.956	24.452						
4	16:55:19.778	1:09.111	19.703	23.678	25.730						
5	16:56:23.274	1:03.496	19.754	18.990	24.752						
p6	16:57:32.161	1:08.887	21.034	20.994							
(15) Patrik Olsson											
1	16:51:55.561	2:43.388		21.349	26.220						
2	16:53:01.490	1:05.929	20.642	20.598	24.689						
3	16:54:04.531	1:03.041	19.655	18.891	24.495						
4	16:55:08.526	1:03.995	19.975	19.067	24.953						
p5	16:56:16.561	1:08.035	21.743	20.292							
(2) Jordi Gene											
1	16:52:08.553	2:26.838		20.051	25.418						
2	16:53:11.971	1:03.418	19.890	18.962	24.566						
3	16:54:15.304	1:03.333	19.771	18.954	24.608						
p4	16:55:32.162	1:16.858	23.734	21.777							



STCC Sturup


STCC

Sturup Raceway 2,087 Km

Heat 1

16.06.2012 12:40

Race (25:00 or 19 Laps)



POLE POSITION

Rank	Driver	Time
1	17 Tomas Engström	1:02.463
2	21 Johan Stureson	1:02.669
3	15 Patrik Olsson	1:03.034
4	1 Rickard Rydell	1:03.524
5	22 Robin Appelqvist	1:04.150
6	23 Santosh Berggren	1:04.818
7	97 Joakim Ahlberg	1:05.126
8	90 Niclas Olsson	1:03.758
9	98 Andreas Ahlberg	1:04.765
10	92 André Andersson	1:05.068
11	91 Tony Johansson	1:06.170
12	4 Michel Nykjaer	1:02.617
13	3 Johan Kristoffersson	1:02.785
14	2 Jordi Gene	1:03.328

STCC Sturup


STCC

Sturup Raceway 2,087 Km

Heat 2

16.06.2012 15:15

Race (25:00 or 19 Laps)



POLE POSITION

	1	2
1	4 Michel Nykjaer 1:02.371	3 Johan Kristoffersson 1:02.688
2	17 Tomas Engström 1:02.765	21 Johan Stureson 1:02.921
3	1 Rickard Rydell 1:03.011	15 Patrik Olsson 1:03.041
4	2 Jordi Gene 1:03.333	90 Niclas Olsson
5	22 Robin Appelqvist 1:04.150	98 Andreas Ahlberg 1:04.765
6	23 Santosh Berggren 1:04.818	92 André Andersson 1:05.068
7	97 Joakim Ahlberg 1:05.126	91 Tony Johansson 1:06.170



STCC Sturup

STCC

Sturup Raceway 2,087 Km

Warm up

16.06.2012 09:40

Practice (15:00 Time) started at 9:40:01

Pos	No.	Name	Entrant	Make	Nat./Club	Laps	Best Tm	Diff	In Lap	km/h
1	3	Johan Kristoffersson	Volkswagen Team Biogas	VW Scirocco CNG	SWE-MK Team Weston	11	1:08.579		4	109,555
2	15	Patrik Olsson	IPS Team Biogas	VW Scirocco CNG	SWE-KAK	10	1:09.071	0.492	10	108,775
3	4	Michel Nykjaer	Chevrolet Motorsport Sw	Chevrolet Cruze	DEN-040-Naestved MK	9	1:09.096	0.517	9	108,736
4	2	Jordi Gene	Volkswagen Team Biogas	VW Scirocco CNG	ESP-Real Federacion E	11	1:09.164	0.585	10	108,629
5	21	Johan Stureson	IPS Team Biogas	VW Scirocco CNG	SWE-Hyllinge MS	11	1:09.260	0.681	7	108,478
6	1	Rickard Rydell	Chevrolet Motorsport Sw	Chevrolet Cruze	SWE-Järfälla MK	9	1:09.351	0.772	4	108,336
7	17	Tomas Engström	Honda Racing Sweden	Honda Civic	SWE-SMK Hedemora	4	1:09.876	1.297	3	107,522
8	23	Santosh Berggren	Seat Sport Sverige	Seat Leon	SWE-Falköpings MK	10	1:10.857	2.278	10	106,033
9	91	Tony Johansson	G-Rex Sweden	Mercedes C200	SWE-team13	4	1:11.120	2.541	3	105,641
10	22	Robin Appelqvist	Seat Sport Sverige	Seat Leon	SWE-Rasbo MK	9	1:11.814	3.235	8	104,620
11	92	André Andersson	MEMPHIS RACING	BMW 320i	SWE-Hyllinge MS	7	1:12.181	3.602	7	104,088
12	98	Andreas Ahlberg		Audi A4	SWE-SMK Hedemora	7	1:12.282	3.703	4	103,943
13	90	Niclas Olsson		Seat Leon	SWE-KAK	5	1:12.580	4.001	4	103,516
14	97	Joakim Ahlberg		Audi A4	SWE-SMK Hedemora	5	1:13.290	4.711	4	102,513

Announcements

Weather: cloudy 18 degrees, wet track



STCC Sturup

STCC

Sturup Raceway 2,087 Km

Warm up

16.06.2012 09:40

Practice (15:00 Time) started at 9:40:02

Lap	Time of Day	Lap Tm	S1 Tm	S2 Tm	S3 Tm	Lap	Time of Day	Lap Tm	S1 Tm	S2 Tm	S3 Tm
(3) Johan Kristoffersson											
1	9:42:29.070	1:09.383	21.992	20.575	26.816	1	9:43:03.243	1:10.068	22.312	20.959	26.797
2	9:43:37.794	1:08.724	21.668	20.461	26.595	2	9:44:13.633	1:10.390	21.999	21.391	27.000
3	9:44:46.443	1:08.649	21.558	20.488	26.603	3	9:45:23.509	1:09.876	22.013	20.825	27.038
4	9:45:55.022	1:08.579	21.509	20.495	26.575	p4	9:46:34.189	1:10.680	22.066	20.957	
5	9:47:04.588	1:09.566	21.948	20.877	26.741						
6	9:48:13.594	1:09.006	21.664	20.582	26.760						
7	9:49:23.089	1:09.495	21.948	20.746	26.801						
p8	9:50:31.674	1:08.585	21.814	20.664	26.741						
9	9:52:55.022	2:23.348		20.515	26.800						
10	9:54:03.813	1:08.791	21.560	20.569	26.662						
11	9:55:12.705	1:08.892	21.626	20.488	26.778						
(15) Patrik Olsson											
1	9:44:41.887	3:19.023		22.581	27.905						
2	9:45:52.156	1:10.269	22.134	20.870	27.265						
3	9:47:01.981	1:09.825	21.768	20.774	27.283						
4	9:48:11.369	1:09.388	21.706	20.706	26.976						
5	9:49:21.419	1:10.050	21.763	21.158	27.129						
6	9:50:30.768	1:09.349	21.517	20.730	27.102						
7	9:51:40.075	1:09.307	21.635	20.714	26.958						
8	9:52:49.196	1:09.121	21.464	20.669	26.988						
9	9:53:58.588	1:09.392	21.455	20.688	27.249						
10	9:55:07.659	1:09.071	21.346	20.700	27.025						
(17) Tomas Engström											
1	9:43:03.243	1:10.068	22.312	20.959	26.797						
2	9:44:13.633	1:10.390	21.999	21.391	27.000						
3	9:45:23.509	1:09.876	22.013	20.825	27.038						
p4	9:46:34.189	1:10.680	22.066	20.957							
(23) Santosh Berggren											
1	9:42:53.345	1:12.957	23.130	22.147	27.680						
2	9:44:05.064	1:11.719	22.019	21.442	28.258						
p3	9:45:16.674	1:11.610	22.082	21.241							
4	9:48:07.755	2:51.081		23.205	30.012						
5	9:49:24.966	1:17.211	23.905	23.487	29.819						
6	9:50:38.742	1:13.776	23.178	21.908	28.690						
7	9:51:51.152	1:12.410	22.411	21.618	28.381						
8	9:53:02.777	1:11.625	22.362	21.263	28.000						
9	9:54:13.746	1:10.969	21.998	21.230	27.741						
10	9:55:24.603	1:10.857	21.905	21.149	27.803						
(91) Tony Johansson											
1	9:43:05.729	1:17.473	24.875	23.994	28.604						
2	9:44:20.620	1:14.891	23.732	23.553	27.606						
3	9:45:31.740	1:11.120	22.417	21.392	27.311						
p4	9:46:57.813	1:26.073	25.037	25.546							
(22) Robin Appelqvist											
1	9:43:00.197	1:15.731	23.918	21.996	29.817						
p2	9:44:20.469	1:20.272	23.876	23.857							
3	9:48:37.098	4:16.629		23.550	29.977						
4	9:49:53.332	1:16.234	25.003	22.445	28.786						
5	9:51:07.049	1:13.717	23.394	21.978	28.345						
6	9:52:19.758	1:12.709	22.951	21.717	28.041						
7	9:53:33.400	1:13.642	23.240	21.510	28.892						
8	9:54:45.214	1:11.814	22.581	21.377	27.856						
9	9:55:58.423	1:13.209	22.763	22.453	27.993						
(92) André Andersson											
1	9:43:17.158	1:19.199	24.780	23.664	30.755						
2	9:48:08.185	4:51.027	24.351	22.787	29.508						
3	9:48:26.503	1:18.318	25.278	24.382	28.658						
4	9:50:40.210	1:13.707	22.804	22.517	28.386						
5	9:51:52.927	1:12.717	22.716	21.662	28.339						
6	9:53:05.111	1:12.184	22.587	21.767	27.830						
7	9:54:17.292	1:12.181	22.228	21.955	27.998						
(98) Andreas Ahlberg											
1	9:42:54.665	1:13.612	23.529	21.972	28.111						
p2	9:44:08.489	1:13.824	22.574	21.496							
3	9:47:09.733	3:01.244		21.937	27.689						
4	9:48:22.015	1:12.282	22.949	21.631	27.702						
5	9:49:39.166	1:17.151	24.521	23.915	28.715						
p6	9:50:52.368	1:13.202	22.269	23.105							
7	9:55:23.956	4:31.588		23.154	29.182						
(90) Niclas Olsson											
1	9:42:56.166	1:13.657	23.666	21.882	28.109						
p2	9:44:09.836	1:13.670	22.889	21.176							
3	9:47:09.166	2:59.330		22.034	28.496						
4	9:48:21.746	1:12.580	22.939	21.321	28.320						
p5	9:49:35.382	1:13.636	22.638	21.481							
(97) Joakim Ahlberg											
1	9:45:16.806	1:15.728	24.036	22.121	29.571						
2	9:46:31.677	1:14.871	24.031	22.658	28.182						
3	9:47:45.040	1:13.363	23.692	21.653	28.018						
4	9:48:58.330	1:13.290	22.730	21.673	28.887						
p5	9:50:15.451	1:17.121	23.160	22.662							
(1) Rickard Rydell											
1	9:43:57.494	2:31.688		21.334	31.762						
2	9:45:13.365	1:15.871	22.429	22.120	31.322						
3	9:46:24.725	1:11.360	22.763	21.438	27.159						
4	9:47:34.076	1:09.351	21.639	20.673	27.039						
5	9:48:43.436	1:09.360	21.541	20.826	26.993						
p6	9:49:59.947	1:16.511	22.639	22.492							
7	9:52:46.190	2:46.243		22.439	29.167						
8	9:54:00.084	1:13.894	22.741	22.403	28.750						
9	9:55:11.129	1:11.045	22.412	21.176	27.457						



STCC Sturup

STCC

Sturup Raceway 2,087 Km

Heat 1

16.06.2012 12:40

Race (25:00 or 19 Laps) started at 12:43:02

Pos	No.	Name	Entrant	Make	Nat./Club	Total Tm	Laps	Diff	Best Tm	Ø km/h
1	17	Tomas Engström	Honda Racing Sweden	Honda Civic	SWE-SMK Hedemora	20:46.107	19		1:03.884	114,557
2	21	Johan Stureson	IPS Team Biogas	VW Scirocco CNG	SWE-Hyllinge MS	20:46.588	19	0.481	1:04.399	114,513
3	15	Patrik Olsson	IPS Team Biogas	VW Scirocco CNG	SWE-KAK	20:47.727	19	1.620	1:04.369	114,409
4	4	Michel Nykjaer	Chevrolet Motorsport Sweden	Chevrolet Cruze	DEN-040-Naestved MK	20:49.150	19	3.043	1:04.381	114,278
5	1	Rickard Rydell	Chevrolet Motorsport Sweden	Chevrolet Cruze	SWE-Järfälla MK	20:51.922	19	5.815	1:04.551	114,025
6	3	Johan Kristoffersson	Volkswagen Team Biogas	VW Scirocco CNG	SWE-MK Team Westorr	20:54.905	19	8.798	1:04.641	113,754
7	2	Jordi Gene	Volkswagen Team Biogas	VW Scirocco CNG	ESP-Real Federacion Es	20:57.369	19	11.262	1:04.840	113,531
8	90	Niclas Olsson		Seat Leon	SWE-KAK	20:57.666	19	11.559	1:04.661	113,505
9	98	Andreas Ahlberg		Audi A4	SWE-SMK Hedemora	21:18.184	19	32.077	1:05.408	111,683
10	23	Santosh Berggren	Seat Sport Sverige	Seat Leon	SWE-Falköpings MK	21:18.394	19	32.287	1:05.342	111,664
11	97	Joakim Ahlberg		Audi A4	SWE-SMK Hedemora	21:25.005	19	38.898	1:05.680	111,090
12	92	André Andersson	MEMPHIS RACING	BMW 320i	SWE-Hyllinge MS	21:27.384	19	41.277	1:05.870	110,884
13	22	Robin Appelqvist	Seat Sport Sverige	Seat Leon	SWE-Rasbo MK	16:06.871	14	5 Laps	1:05.557	108,789
Not classified (70% = 13 Laps)										
DNF	91	Tony Johansson	G-Rex Sweden	Mercedes C200	SWE-team13	5:36.940	5	DNF	1:05.942	111,492

Announcements

Weather: cloudy 20 degrees, dry track

These results are provisional until the conclusion of any judicial and technical matters

Started: 14 Classified: 13 Not classified: 1

Margin of Victory	Ø km/h	Best Lap Tm	km/h	Best Lap by
0.481	114,557	1:03.884	117,607	17 - Tomas Engström

Official Timing www.motorsport-events.se

Orbits

Timekeeping Ingrid Wagner:

Clerk of the course Mikael Andersson:

www.mylaps.com

Steward Per Birkefall:

Secretary of the meeting Gudrun Hansson:

Licensed to: Motorsport Events

Printed: 16.06.2012 13:06:28



STCC Sturup

STCC

Sturup Raceway 2,087 Km

Heat 1

16.06.2012 12:40

Race (25:00 or 19 Laps) started at 12:43:02

Lap	Time of Day	Lap Tm	S1 Tm	S2 Tm	S3 Tm	Lap	Time of Day	Lap Tm	S1 Tm	S2 Tm	S3 Tm
(17) Tomas Engström						9	12:52:48.446	1:05.072	20.291	19.515	25.266
1	12:44:06.625	1:04.341	20.636	18.941	24.764	10	12:53:54.216	1:05.770	20.598	19.582	25.590
2	12:45:10.509	1:03.884	20.181	19.041	24.662	11	12:54:59.878	1:05.662	20.427	19.778	25.457
3	12:46:15.113	1:04.604	20.566	19.226	24.812	12	12:56:05.631	1:05.753	20.473	19.681	25.599
4	12:47:19.741	1:04.628	20.429	19.158	25.041	13	12:57:11.539	1:05.908	20.520	19.811	25.577
5	12:48:24.400	1:04.659	20.456	19.281	24.922	14	12:58:17.512	1:05.973	20.528	19.698	25.747
6	12:49:29.452	1:05.052	20.497	19.390	25.165	15	12:59:23.577	1:06.065	20.568	19.817	25.680
7	12:50:34.779	1:05.327	20.524	19.432	25.371	16	13:00:30.136	1:06.559	20.691	19.797	26.071
8	12:51:40.011	1:05.232	20.529	19.379	25.324	17	13:01:37.031	1:06.895	20.721	19.977	26.197
9	12:52:45.439	1:05.428	20.450	19.507	25.471	18	13:02:43.802	1:06.771	20.871	20.002	25.898
10	12:53:50.897	1:05.458	20.524	19.457	25.477	19	13:03:51.434	1:07.632	20.874	20.358	26.400
11	12:54:56.540	1:05.643	20.669	19.567	25.407	(1) Rickard Rydell					
12	12:56:02.277	1:05.737	20.661	19.587	25.489	1	12:44:10.192	1:07.410	21.762	20.537	25.111
13	12:57:08.174	1:05.897	20.517	19.697	25.683	2	12:45:14.743	1:04.551	20.143	19.579	24.829
14	12:58:14.053	1:05.879	20.576	19.650	25.653	3	12:46:19.466	1:04.723	20.136	19.552	25.035
15	12:59:20.545	1:06.492	20.850	19.782	25.860	4	12:47:24.221	1:04.755	20.160	19.591	25.004
16	13:00:26.914	1:06.369	20.748	19.810	25.811	5	12:48:29.031	1:04.810	20.304	19.494	25.012
17	13:01:33.505	1:06.591	20.997	19.883	25.711	6	12:49:34.187	1:05.156	20.326	19.615	25.215
18	13:02:40.580	1:07.075	21.008	19.923	26.144	7	12:50:39.750	1:05.563	20.337	19.913	25.313
19	13:03:48.391	1:07.811	21.130	19.948	26.733	8	12:51:45.163	1:05.413	20.313	19.763	25.337
(21) Johan Stureson						9	12:52:50.575	1:05.412	20.285	19.732	25.395
1	12:44:08.072	1:05.579	21.179	19.519	24.881	10	12:53:56.219	1:05.644	20.443	19.814	25.387
2	12:45:12.525	1:04.453	20.173	19.380	24.900	11	12:55:01.797	1:05.578	20.447	19.710	25.421
3	12:46:17.046	1:04.521	20.199	19.340	24.982	12	12:56:07.830	1:06.033	20.547	19.924	25.562
4	12:47:21.445	1:04.399	20.137	19.338	24.924	13	12:57:13.795	1:05.965	20.457	19.882	25.626
5	12:48:25.992	1:04.547	20.227	19.288	25.032	14	12:58:20.139	1:06.344	20.536	20.394	25.414
6	12:49:30.841	1:04.849	20.205	19.511	25.133	15	12:59:26.149	1:06.010	20.627	19.829	25.554
7	12:50:36.046	1:05.205	20.214	19.545	25.446	16	13:00:32.566	1:06.417	20.681	19.976	25.760
8	12:51:41.351	1:05.305	20.394	19.571	25.340	17	13:01:39.362	1:06.796	20.856	20.052	25.888
9	12:52:46.649	1:05.298	20.303	19.634	25.361	18	13:02:46.417	1:07.055	20.866	20.210	25.979
10	12:53:52.265	1:05.616	20.436	19.606	25.574	19	13:03:54.206	1:07.789	20.938	20.502	26.349
11	12:54:57.920	1:05.655	20.389	19.598	25.668	(3) Johan Kristoffersson					
12	12:56:03.648	1:05.728	20.389	19.734	25.605	1	12:44:09.546	1:06.936	21.940	20.118	24.878
13	12:57:09.508	1:05.860	20.339	19.826	25.695	2	12:45:15.227	1:05.681	20.411	20.243	25.027
14	12:58:15.746	1:06.238	20.665	19.828	25.745	3	12:46:19.868	1:04.641	20.224	19.358	25.059
15	12:59:21.778	1:06.032	20.551	19.746	25.735	4	12:47:24.683	1:04.815	20.345	19.357	25.113
16	13:00:28.335	1:06.557	20.783	19.884	25.890	5	12:48:29.666	1:04.983	20.232	19.415	25.336
17	13:01:34.783	1:06.448	20.757	19.804	25.887	6	12:49:34.764	1:05.098	20.335	19.435	25.328
18	13:02:41.491	1:06.708	20.748	19.835	26.125	7	12:50:40.403	1:05.639	20.373	19.560	25.706
19	13:03:48.872	1:07.381	20.778	19.885	26.718	8	12:51:45.930	1:05.527	20.373	19.554	25.600
(15) Patrik Olsson						9	12:52:51.266	1:05.336	20.407	19.437	25.492
1	12:44:08.605	1:05.958	21.270	19.609	25.079	10	12:53:56.778	1:05.512	20.465	19.524	25.523
2	12:45:13.084	1:04.479	20.222	19.307	24.950	11	12:55:02.636	1:05.858	20.535	19.631	25.692
3	12:46:17.453	1:04.369	20.232	19.220	24.917	12	12:56:08.627	1:05.991	20.536	19.661	25.794
4	12:47:22.262	1:04.809	20.411	19.357	25.041	13	12:57:14.828	1:06.201	20.509	19.797	25.895
5	12:48:27.249	1:04.987	20.383	19.406	25.198	14	12:58:21.183	1:06.355	20.645	19.765	25.945
6	12:49:32.322	1:05.073	20.325	19.467	25.281	15	12:59:27.904	1:06.721	20.784	19.795	26.142
7	12:50:37.673	1:05.351	20.315	19.500	25.536	16	13:00:34.869	1:06.965	20.771	19.844	26.350
8	12:51:42.762	1:05.089	20.323	19.490	25.276	17	13:01:41.929	1:07.060	20.822	19.923	26.315
9	12:52:48.062	1:05.300	20.484	19.436	25.380	18	13:02:49.386	1:07.457	20.934	20.014	26.509
10	12:53:53.793	1:05.731	20.525	19.587	25.619	19	13:03:57.189	1:07.803	21.038	20.083	26.682
11	12:54:59.399	1:05.606	20.474	19.620	25.512	(2) Jordi Gene					
12	12:56:05.309	1:05.910	20.676	19.488	25.746	1	12:44:10.766	1:08.027	22.187	20.576	25.264
13	12:57:11.076	1:05.767	20.514	19.637	25.616	2	12:45:15.804	1:05.038	20.138	19.636	25.194
14	12:58:17.173	1:06.097	20.539	19.705	25.853	3	12:46:20.754	1:04.950	20.130	19.678	25.140
15	12:59:23.179	1:06.006	20.534	19.682	25.790	4	12:47:25.594	1:04.840	20.216	19.463	25.161
16	13:00:29.785	1:06.606	20.763	19.712	26.131	5	12:48:31.088	1:05.494	20.206	20.088	25.200
17	13:01:36.178	1:06.393	20.736	19.792	25.865	6	12:49:36.287	1:05.199	20.435	19.507	25.257
18	13:02:43.022	1:06.844	21.008	19.860	25.976	7	12:50:41.673	1:05.386	20.282	19.592	25.512
19	13:03:50.011	1:06.989	20.965	19.936	26.088	8	12:51:47.223	1:05.550	20.651	19.472	25.427
(4) Michel Nykjaer						9	12:52:52.933	1:05.710	20.476	19.637	25.597
1	12:44:09.076	1:06.649	21.729	19.852	25.068	10	12:53:58.736	1:05.803	20.483	19.696	25.624
2	12:45:13.457	1:04.381	20.097	19.365	24.919	11	12:55:04.894	1:06.158	20.490	19.849	25.819
3	12:46:17.970	1:04.513	20.157	19.364	24.992	12	12:56:10.929	1:06.035	20.491	19.914	25.630
4	12:47:22.723	1:04.753	20.240	19.486	25.027	13	12:57:17.221	1:06.292	20.634	19.943	25.715
5	12:48:27.562	1:04.839	20.228	19.490	25.121	14	12:58:23.551	1:06.330	20.662	19.834	25.834
6	12:49:32.658	1:05.096	20.297	19.558	25.241	15	12:59:30.279	1:06.728	20.767	19.982	25.979
7	12:50:38.040	1:05.382	20.293	19.544	25.545	16	13:00:36.971	1:06.692	20.632	20.046	26.014
8	12:51:43.374	1:05.334	20.296	19.646	25.392	17	13:01:43.963	1:06.992	20.990	19.977	26.025
						18	13:02:51.301	1:07.338	20.923	20.181	26.234

STCC Sturup

STCC

Sturup Raceway 2,087 Km

Heat 1

16.06.2012 12:40

Race (25:00 or 19 Laps) started at 12:43:02

Lap	Time of Day	Lap Tm	S1 Tm	S2 Tm	S3 Tm	Lap	Time of Day	Lap Tm	S1 Tm	S2 Tm	S3 Tm
19	13:03:59.653	1:08.352	21.230	20.104	27.018	8	12:51:57.752	1:06.680	20.724	20.054	25.902
(90) Niclas Olsson						9	12:53:04.403	1:06.651	20.605	20.186	25.860
1	12:44:11.220	1:08.330	22.175	20.794	25.361	10	12:54:12.540	1:08.137	21.649	20.548	25.940
2	12:45:16.661	1:05.441	20.650	19.659	25.132	11	12:55:19.698	1:07.158	21.095	20.181	25.882
3	12:46:21.322	1:04.661	20.223	19.418	25.020	12	12:56:28.342	1:08.644	21.715	20.182	26.747
4	12:47:26.377	1:05.055	20.282	19.655	25.118	13	12:57:35.867	1:07.525	21.007	20.285	26.233
5	12:48:31.835	1:05.458	20.264	19.868	25.326	14	12:58:45.302	1:09.435	22.419	20.818	26.198
6	12:49:37.071	1:05.236	20.406	19.659	25.171	15	12:59:52.970	1:07.668	21.081	20.369	26.218
7	12:50:42.478	1:05.407	20.273	19.598	25.536	16	13:01:01.662	1:08.692	21.677	20.807	26.208
8	12:51:47.991	1:05.513	20.481	19.692	25.340	17	13:02:09.575	1:07.913	20.936	20.598	26.379
9	12:52:53.509	1:05.518	20.455	19.808	25.255	18	13:03:17.438	1:07.863	21.104	20.375	26.384
10	12:53:58.975	1:05.466	20.460	19.607	25.399	19	13:04:27.289	1:09.851	21.965	21.094	26.792
11	12:55:05.115	1:06.140	20.593	19.870	25.677	(92) André Andersson					
12	12:56:11.259	1:06.144	20.581	19.955	25.608	1	12:44:13.841	1:10.506	23.416	21.156	25.934
13	12:57:17.526	1:06.267	20.532	20.232	25.503	2	12:45:20.446	1:06.605	20.810	20.066	25.729
14	12:58:23.785	1:06.259	20.593	20.044	25.622	3	12:46:26.516	1:06.070	20.550	19.999	25.521
15	12:59:30.470	1:06.685	20.844	20.122	25.719	4	12:47:32.386	1:05.870	20.300	20.038	25.532
16	13:00:37.154	1:06.684	20.768	20.061	25.855	5	12:48:39.797	1:07.411	21.266	20.142	26.003
17	13:01:44.193	1:07.039	21.076	20.285	25.678	6	12:49:46.291	1:06.494	20.583	20.228	25.683
18	13:02:51.258	1:07.065	21.554	19.814	25.697	7	12:50:52.373	1:06.082	20.221	20.217	25.644
19	13:03:59.950	1:08.692	21.559	20.162	26.971	8	12:51:58.509	1:06.136	20.448	20.025	25.663
(98) Andreas Ahlberg						9	12:53:04.745	1:06.236	20.390	20.286	25.560
1	12:44:12.616	1:09.634	23.051	20.789	25.794	10	12:54:12.812	1:08.067	21.528	20.686	25.853
2	12:45:18.024	1:05.408	20.392	19.691	25.325	11	12:55:19.963	1:07.151	21.228	20.227	25.696
3	12:46:23.735	1:05.711	20.483	19.805	25.423	12	12:56:28.542	1:08.579	21.707	20.693	26.179
4	12:47:29.437	1:05.702	20.512	19.796	25.394	13	12:57:36.067	1:07.525	21.191	20.160	26.174
5	12:48:36.992	1:07.555	20.603	19.855	27.097	14	12:58:45.611	1:09.544	22.028	21.550	25.966
6	12:49:43.197	1:06.205	20.683	19.982	25.540	15	12:59:53.232	1:07.621	21.155	20.541	25.925
7	12:50:49.729	1:06.532	20.802	19.956	25.774	16	13:01:02.029	1:08.797	21.533	21.055	26.209
8	12:51:56.153	1:06.424	20.778	19.904	25.742	17	13:02:09.929	1:07.900	21.111	20.615	26.174
9	12:53:02.631	1:06.478	20.818	19.979	25.681	18	13:03:17.745	1:07.816	21.228	20.464	26.124
10	12:54:09.171	1:06.540	20.922	19.988	25.720	19	13:04:29.668	1:11.923	21.522	20.792	29.609
11	12:55:16.175	1:07.004	20.964	19.969	26.071	(22) Robin Appelqvist					
12	12:56:23.242	1:07.067	20.927	20.181	25.959	1	12:44:11.837	1:08.854	22.349	20.870	25.635
13	12:57:31.403	1:08.161	20.821	20.241	27.099	2	12:45:17.504	1:05.667	20.621	19.769	25.277
14	12:58:38.524	1:07.121	21.312	19.866	25.943	3	12:46:23.061	1:05.557	20.401	19.583	25.573
15	12:59:45.416	1:06.892	20.821	20.212	25.859	4	12:47:28.855	1:05.794	20.405	19.781	25.608
16	13:00:52.540	1:07.124	20.931	20.107	26.086	5	12:48:43.280	1:14.425	20.430	19.754	34.241
17	13:01:59.868	1:07.328	20.995	20.119	26.214	6	12:49:49.714	1:06.434	20.622	19.907	25.905
18	13:03:07.204	1:07.336	21.018	20.225	26.093	7	12:50:55.984	1:06.270	20.614	19.859	25.797
19	13:04:20.468	1:13.264	21.089	20.560	31.615	8	12:52:02.350	1:06.366	20.582	19.845	25.939
(23) Santosh Berggren						9	12:53:08.525	1:06.175	20.477	19.726	25.972
1	12:44:11.819	1:08.579	22.062	20.836	25.681	10	12:54:15.086	1:06.561	20.587	19.925	26.049
2	12:45:17.161	1:05.342	20.453	19.807	25.082	11	12:55:23.579	1:08.493	20.600	21.804	26.089
3	12:46:22.597	1:05.436	20.481	19.606	25.349	12	12:56:30.612	1:07.033	20.948	20.123	25.962
4	12:47:28.669	1:06.072	20.438	19.825	25.809	13	12:57:37.672	1:07.060	20.679	20.122	26.259
5	12:48:35.213	1:06.544	20.258	20.046	26.240	p14	12:59:09.155	1:31.483	32.468	28.059	
6	12:49:42.076	1:06.863	20.467	20.082	26.314	(91) Tony Johansson					
7	12:50:49.281	1:07.205	20.878	19.913	26.414	1	12:44:13.642	1:10.113	23.080	20.924	26.109
8	12:51:55.724	1:06.443	20.634	19.884	25.925	2	12:45:20.012	1:06.370	20.527	20.291	25.552
9	12:53:02.372	1:06.648	20.510	19.997	26.141	3	12:46:25.954	1:05.942	20.476	19.928	25.538
10	12:54:08.920	1:06.548	20.637	19.958	25.953	4	12:47:32.280	1:06.326	20.332	20.067	25.927
11	12:55:15.887	1:06.967	20.732	20.176	26.059	5	12:48:39.224	1:06.944	20.751	20.059	26.134
12	12:56:22.967	1:07.080	20.593	20.324	26.163	(97) Joakim Ahlberg					
13	12:57:31.336	1:08.369	20.719	20.389	27.261	1	12:44:13.157	1:09.745	23.045	20.690	26.010
14	12:58:39.881	1:08.545	21.939	20.196	26.410	2	12:45:18.837	1:05.680	20.466	19.759	25.455
15	12:59:47.778	1:07.897	20.850	20.632	26.415	3	12:46:25.178	1:06.341	20.503	20.203	25.635
16	13:00:55.860	1:08.082	20.983	20.514	26.585	4	12:47:31.230	1:06.052	20.408	20.231	25.413
17	13:02:03.467	1:07.607	20.951	20.148	26.508	5	12:48:38.093	1:06.863	20.580	20.072	26.211
18	13:03:11.427	1:07.960	20.931	20.391	26.638	6	12:49:44.375	1:06.282	20.645	19.993	25.644
19	13:04:20.678	1:09.251	21.254	20.705	27.292	7	12:50:51.072	1:06.697	20.802	20.026	25.869



STCC Sturup

STCC

Sturup Raceway 2,087 Km

Heat 2

16.06.2012 15:15

Race (25:00 or 19 Laps) started at 15:18:03

Pos	No.	Name	Entrant	Make	Nat./Club	Total Tm	Laps	Diff	Best Tm	Ø km/h
1	4	Michel Nykjaer	Chevrolet Motorsport Sweden	Chevrolet Cruze	DEN-040-Naestved MK	20:43.731	19		1:04.203	114,776
2	3	Johan Kristoffersson	Volkswagen Team Biogas	VW Scirocco CNG	SWE-MK Team Westorr	20:44.681	19	0.950	1:04.679	114,689
3	1	Rickard Rydell	Chevrolet Motorsport Sweden	Chevrolet Cruze	SWE-Järfälla MK	20:46.755	19	3.024	1:04.110	114,498
4	15	Patrik Olsson	IPS Team Biogas	VW Scirocco CNG	SWE-KAK	20:47.222	19	3.491	1:04.138	114,455
5	17	Tomas Engström	Honda Racing Sweden	Honda Civic	SWE-SMK Hedemora	20:51.048	19	7.317	1:04.083	114,105
6	2	Jordi Gene	Volkswagen Team Biogas	VW Scirocco CNG	ESP-Real Federacion Es	20:51.491	19	7.760	1:04.439	114,065
7	90	Niclas Olsson		Seat Leon	SWE-KAK	20:51.909	19	8.178	1:04.869	114,026
8	98	Andreas Ahlberg		Audi A4	SWE-SMK Hedemora	21:11.594	19	27.863	1:05.910	112,261
9	92	André Andersson	MEMPHIS RACING	BMW 320i	SWE-Hyllinge MS	21:18.153	19	34.422	1:05.882	111,685
10	97	Joakim Ahlberg		Audi A4	SWE-SMK Hedemora	20:09.572	18	1 Lap	1:05.948	111,806
11	21	Johan Stureson	IPS Team Biogas	VW Scirocco CNG	SWE-Hyllinge MS	20:48.587	18	1 Lap	1:04.359	108,313
12	23	Santosh Berggren	Seat Sport Sverige	Seat Leon	SWE-Falköpings MK	16:52.928	15	4 Laps	1:05.119	111,260
Not classified (70% = 13 Laps)										
DNS	22	Robin Appelqvist	Seat Sport Sverige	Seat Leon	SWE-Rasbo MK			DNS		-
DNS	91	Tony Johansson	G-Rex Sweden	Mercedes C200	SWE-team13			DNS		-

Announcements

Weather: cloudy 20 degrees, dry track

These results are provisional until the conclusion of any judicial and technical matters

Started: 12 Classified: 12 Not classified: 0

Margin of Victory	Ø km/h	Best Lap Tm	km/h	Best Lap by
0.950	114,776	1:04.083	117,242	17 - Tomas Engström

Official Timing www.motorsport-events.se

Orbits

Timekeeping Ingrid Wagner:

Clerk of the course Mikael Andersson:

www.mylaps.com

Steward Per Birkefall:

Secretary of the meeting Gudrun Hansson:

Licensed to: Motorsport Events

Printed: 16.06.2012 15:42:31



STCC Sturup

STCC

Sturup Raceway 2,087 Km

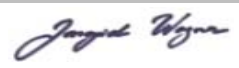
Heat 2

16.06.2012 15:15

Race (25:00 or 19 Laps) started at 15:18:03

Lap	Time of Day	Lap Tm	S1 Tm	S2 Tm	S3 Tm	Lap	Time of Day	Lap Tm	S1 Tm	S2 Tm	S3 Tm
(4) Michel Nykjaer						9	15:27:50.465	1:05.447	20.521	19.465	25.461
1	15:19:08.402	1:05.162	20.835	19.276	25.051	10	15:28:56.122	1:05.657	20.550	19.664	25.443
2	15:20:12.605	1:04.203	20.067	19.204	24.932	11	15:30:01.683	1:05.561	20.573	19.514	25.474
3	15:21:17.227	1:04.622	20.232	19.315	25.075	12	15:31:07.512	1:05.829	20.959	19.436	25.434
4	15:22:22.025	1:04.798	20.129	19.455	25.214	13	15:32:13.008	1:05.496	20.542	19.499	25.455
5	15:23:26.928	1:04.903	20.251	19.372	25.280	14	15:33:18.760	1:05.752	20.616	19.580	25.556
6	15:24:32.192	1:05.264	20.430	19.387	25.447	15	15:34:24.424	1:05.664	20.545	19.653	25.466
7	15:25:37.206	1:05.014	20.199	19.563	25.252	16	15:35:30.061	1:05.637	20.463	19.570	25.604
8	15:26:42.260	1:05.054	20.212	19.506	25.336	17	15:36:36.380	1:06.319	20.644	19.758	25.917
9	15:27:47.578	1:05.318	20.436	19.563	25.319	18	15:37:43.722	1:07.342	21.276	19.667	26.399
10	15:28:52.923	1:05.345	20.311	19.690	25.344	19	15:38:50.462	1:06.740	20.638	19.991	26.111
11	15:29:58.295	1:05.372	20.267	19.600	25.505	(17) Tomas Engström					
12	15:31:03.999	1:05.704	20.519	19.729	25.456	1	15:19:11.376	1:07.783	22.161	20.680	24.942
13	15:32:09.461	1:05.462	20.278	19.681	25.503	2	15:20:15.459	1:04.083	19.933	19.179	24.971
14	15:33:15.179	1:05.718	20.381	19.741	25.596	3	15:21:20.090	1:04.631	20.199	19.411	25.021
15	15:34:20.788	1:05.609	20.395	19.707	25.507	4	15:22:24.977	1:04.887	20.101	19.601	25.185
16	15:35:27.361	1:06.573	20.524	20.341	25.708	5	15:23:30.062	1:05.085	20.220	19.369	25.496
17	15:36:33.149	1:05.788	20.405	19.728	25.655	6	15:24:35.310	1:05.248	20.430	19.565	25.253
18	15:37:39.864	1:06.715	20.777	20.077	25.861	7	15:25:40.432	1:05.122	20.247	19.573	25.302
19	15:38:46.971	1:07.107	20.827	20.219	26.061	8	15:26:46.503	1:06.071	21.092	19.710	25.269
(3) Johan Kristoffersson						9	15:27:51.977	1:05.474	20.452	19.660	25.362
1	15:19:08.750	1:05.458	21.413	19.197	24.848	10	15:28:57.141	1:05.164	20.361	19.396	25.407
2	15:20:13.429	1:04.679	20.346	19.263	25.070	11	15:30:02.360	1:05.219	20.279	19.536	25.404
3	15:21:18.148	1:04.719	20.361	19.254	25.104	12	15:31:08.264	1:05.904	20.749	19.659	25.496
4	15:22:23.020	1:04.872	20.397	19.307	25.168	13	15:32:13.961	1:05.697	20.391	19.725	25.581
5	15:23:28.038	1:05.018	20.402	19.337	25.279	14	15:33:20.039	1:06.078	20.553	19.754	25.771
6	15:24:33.069	1:05.031	20.398	19.359	25.274	15	15:34:26.231	1:06.192	20.545	19.666	25.981
7	15:25:38.194	1:05.125	20.406	19.455	25.264	16	15:35:33.668	1:07.437	20.812	20.722	25.903
8	15:26:43.439	1:05.245	20.464	19.385	25.396	17	15:36:40.407	1:06.739	20.729	19.933	26.077
9	15:27:48.824	1:05.385	20.506	19.400	25.479	18	15:37:47.394	1:06.987	20.690	20.069	26.228
10	15:28:54.177	1:05.353	20.497	19.417	25.439	19	15:38:54.288	1:06.894	20.796	19.968	26.130
11	15:29:59.711	1:05.534	20.475	19.469	25.590	(2) Jordi Gene					
12	15:31:05.214	1:05.503	20.489	19.469	25.545	1	15:19:12.193	1:08.155	22.362	20.238	25.555
13	15:32:10.905	1:05.691	20.472	19.552	25.667	2	15:20:16.632	1:04.439	20.113	19.376	24.950
14	15:33:16.587	1:05.682	20.569	19.596	25.517	3	15:21:21.295	1:04.663	20.248	19.484	24.931
15	15:34:22.594	1:06.007	20.622	19.560	25.825	4	15:22:26.141	1:04.846	20.156	19.506	25.184
16	15:35:28.817	1:06.223	20.614	19.715	25.894	5	15:23:31.194	1:05.053	20.412	19.427	25.214
17	15:36:35.038	1:06.221	20.665	19.663	25.893	6	15:24:36.378	1:05.184	20.411	19.549	25.224
18	15:37:41.473	1:06.435	20.693	19.768	25.974	7	15:25:41.678	1:05.300	20.359	19.560	25.381
19	15:38:47.921	1:06.448	20.785	19.793	25.870	8	15:26:47.113	1:05.435	20.466	19.554	25.415
(1) Rickard Rydell						9	15:27:52.608	1:05.495	20.371	19.713	25.411
1	15:19:09.886	1:05.991	21.494	19.341	25.156	10	15:28:59.063	1:06.455	20.881	20.115	25.459
2	15:20:13.996	1:04.110	20.063	19.288	24.759	11	15:30:05.049	1:05.986	20.521	19.790	25.675
3	15:21:18.666	1:04.670	20.344	19.430	24.896	12	15:31:11.165	1:06.116	20.545	20.012	25.559
4	15:22:23.841	1:05.175	20.550	19.654	24.971	13	15:32:17.299	1:06.134	20.604	19.952	25.578
5	15:23:28.766	1:04.925	20.375	19.413	25.137	14	15:33:23.163	1:05.864	20.511	19.803	25.550
6	15:24:33.744	1:04.978	20.425	19.473	25.080	15	15:34:28.956	1:05.793	20.482	19.787	25.524
7	15:25:39.007	1:05.263	20.437	19.579	25.247	16	15:35:34.975	1:06.019	20.666	19.667	25.686
8	15:26:44.120	1:05.113	20.355	19.652	25.106	17	15:36:41.472	1:06.497	20.565	20.117	25.815
9	15:27:49.508	1:05.388	20.469	19.674	25.245	18	15:37:47.781	1:06.309	20.691	19.786	25.832
10	15:28:55.206	1:05.698	20.483	19.957	25.258	19	15:38:54.731	1:06.950	21.015	19.828	26.107
11	15:30:00.551	1:05.345	20.404	19.659	25.282	(90) Niclas Olsson					
12	15:31:06.415	1:05.864	20.629	19.712	25.523	1	15:19:13.443	1:09.383	23.116	20.443	25.824
13	15:32:12.201	1:05.786	20.470	19.753	25.563	2	15:20:19.439	1:05.996	20.711	19.813	25.472
14	15:33:17.859	1:05.658	20.492	19.781	25.385	3	15:21:25.477	1:06.038	20.739	19.934	25.365
15	15:34:23.685	1:05.826	20.540	19.799	25.487	4	15:22:30.500	1:05.023	20.295	19.781	24.947
16	15:35:29.554	1:05.869	20.510	19.790	25.569	5	15:23:35.369	1:04.869	20.257	19.623	24.989
17	15:36:36.314	1:06.760	20.674	19.996	26.090	6	15:24:40.456	1:05.087	20.363	19.587	25.137
18	15:37:43.292	1:06.978	20.984	19.810	26.184	7	15:25:45.446	1:04.990	20.248	19.571	25.171
19	15:38:49.995	1:06.703	20.672	20.135	25.896	8	15:26:50.584	1:05.138	20.427	19.589	25.122
(15) Patrik Olsson						9	15:27:55.873	1:05.289	20.370	19.673	25.246
1	15:19:10.390	1:06.621	22.157	19.776	24.688	10	15:29:01.704	1:05.831	20.425	19.752	25.654
2	15:20:14.528	1:04.138	20.220	19.078	24.840	11	15:30:07.066	1:05.362	20.494	19.642	25.226
3	15:21:19.135	1:04.607	20.328	19.341	24.938	12	15:31:12.677	1:05.611	20.543	19.762	25.306
4	15:22:24.213	1:05.078	20.346	19.657	25.075	13	15:32:18.146	1:05.469	20.418	19.717	25.334
5	15:23:29.055	1:04.842	20.445	19.341	25.056	14	15:33:23.631	1:05.485	20.401	19.699	25.385
6	15:24:34.366	1:05.311	20.631	19.515	25.165	15	15:34:29.261	1:05.630	20.489	19.679	25.462
7	15:25:39.589	1:05.223	20.408	19.554	25.261	16	15:35:35.277	1:06.016	20.655	19.827	25.534
8	15:26:45.018	1:05.429	20.374	19.616	25.439	17	15:36:41.810	1:06.533	20.589	20.465	25.479
						18	15:37:48.031	1:06.221	20.643	19.927	25.651

Timekeeping Ingrid Wagner:



Clerk of the course:

Steward Per Birkefall:

Secretary of the meeting Gudrun Hansson:



STCC Sturup

STCC

Sturup Raceway 2,087 Km

Heat 2

16.06.2012 15:15

Race (25:00 or 19 Laps) started at 15:18:03

Lap	Time of Day	Lap Tm	S1 Tm	S2 Tm	S3 Tm	Lap	Time of Day	Lap Tm	S1 Tm	S2 Tm	S3 Tm
19	15:38:55.149	1:07.118	21.065	19.888	26.165	9	15:27:51.772	1:05.547	20.440	19.577	25.530
(98) Andreas Ahlberg						p10	15:29:03.891	1:12.119	21.451	20.566	
1	15:19:14.263	1:09.870	23.546	20.334	25.990	11	15:31:08.865	2:04.974		20.016	25.547
2	15:20:20.330	1:06.067	20.724	19.940	25.403	12	15:32:14.469	1:05.604	20.439	19.664	25.501
3	15:21:26.240	1:05.910	20.505	19.739	25.666	13	15:33:20.431	1:05.962	20.465	19.719	25.778
4	15:22:33.110	1:06.870	20.475	20.624	25.771	14	15:34:26.473	1:06.042	20.445	19.720	25.877
5	15:23:39.745	1:06.635	20.616	20.535	25.484	15	15:35:32.902	1:06.429	20.824	19.822	25.783
6	15:24:45.884	1:06.139	20.693	19.827	25.619	16	15:36:39.094	1:06.192	20.591	19.761	25.840
7	15:25:51.882	1:05.998	20.607	19.767	25.624	17	15:37:45.652	1:06.558	20.689	19.857	26.012
8	15:26:58.055	1:06.173	20.672	19.776	25.725	18	15:38:51.827	1:06.175	20.591	19.786	25.798
9	15:28:04.487	1:06.432	20.784	19.902	25.746	(23) Santosh Berggren					
10	15:29:11.011	1:06.524	20.670	19.857	25.997	1	15:19:13.096	1:08.323	22.383	20.231	25.709
11	15:30:17.563	1:06.552	20.742	19.834	25.976	2	15:20:18.215	1:05.119	20.294	19.724	25.101
12	15:31:24.240	1:06.677	20.836	20.006	25.835	3	15:21:24.450	1:06.235	20.377	20.187	25.671
13	15:32:31.258	1:07.018	21.277	19.839	25.902	4	15:22:31.922	1:07.472	20.803	20.831	25.838
14	15:33:37.870	1:06.612	20.825	19.930	25.857	5	15:23:38.062	1:06.140	20.475	19.836	25.829
15	15:34:44.924	1:07.054	21.028	20.013	26.013	6	15:24:43.804	1:05.742	20.440	19.706	25.596
16	15:35:52.087	1:07.163	20.964	20.053	26.146	7	15:25:50.327	1:06.523	20.512	20.218	25.793
17	15:36:59.429	1:07.342	20.990	20.163	26.189	8	15:26:56.769	1:06.442	20.615	19.958	25.869
18	15:38:06.983	1:07.554	21.075	20.203	26.276	9	15:28:03.589	1:06.820	20.712	20.220	25.888
19	15:39:14.834	1:07.851	21.144	20.342	26.365	10	15:29:10.465	1:06.876	20.605	20.166	26.105
(92) André Andersson						11	15:30:17.231	1:06.766	20.621	20.188	25.957
1	15:19:12.985	1:08.216	21.970	20.387	25.859	12	15:31:24.096	1:06.865	20.616	20.137	26.112
2	15:20:19.269	1:06.284	20.831	19.944	25.509	13	15:32:33.105	1:09.009	21.791	20.229	26.989
3	15:21:25.883	1:06.614	20.677	20.137	25.800	14	15:33:43.039	1:09.934	20.852	20.442	28.640
4	15:22:33.041	1:07.158	20.671	20.689	25.798	p15	15:34:56.168	1:13.129	23.630	20.924	
5	15:23:40.804	1:07.763	20.428	21.610	25.725						
6	15:24:47.123	1:06.319	20.701	20.239	25.379						
7	15:25:53.005	1:05.882	20.477	19.970	25.435						
8	15:26:59.306	1:06.301	20.919	19.940	25.442						
9	15:28:05.689	1:06.383	20.640	20.124	25.619						
10	15:29:12.319	1:06.630	20.710	20.340	25.580						
11	15:30:19.025	1:06.706	20.554	20.502	25.650						
12	15:31:26.281	1:07.256	20.591	20.887	25.778						
13	15:32:33.142	1:06.861	20.890	20.074	25.897						
14	15:33:40.540	1:07.398	21.259	20.244	25.895						
15	15:34:47.684	1:07.144	20.536	21.001	25.607						
16	15:35:54.300	1:06.616	20.511	20.194	25.911						
17	15:37:02.291	1:07.991	21.347	20.301	26.343						
18	15:38:11.972	1:09.681	22.344	21.190	26.147						
19	15:39:21.393	1:09.421	22.408	20.788	26.225						
(97) Joakim Ahlberg											
1	15:19:13.908	1:08.939	22.466	20.458	26.015						
2	15:20:20.815	1:06.907	20.695	20.019	26.193						
3	15:21:26.763	1:05.948	20.617	19.925	25.406						
4	15:22:33.619	1:06.856	20.621	20.422	25.813						
5	15:23:40.342	1:06.723	20.592	20.520	25.611						
6	15:24:46.492	1:06.150	20.759	19.766	25.625						
7	15:25:52.484	1:05.992	20.686	19.820	25.486						
8	15:26:58.812	1:06.328	20.734	19.847	25.747						
9	15:28:05.225	1:06.413	20.780	19.969	25.664						
10	15:29:11.600	1:06.375	20.747	19.826	25.802						
11	15:30:18.118	1:06.518	20.789	19.921	25.808						
12	15:31:25.055	1:06.937	20.863	20.157	25.917						
13	15:32:32.466	1:07.411	21.072	20.217	26.122						
14	15:33:39.586	1:07.120	20.846	20.033	26.241						
15	15:34:46.817	1:07.231	20.937	20.143	26.151						
16	15:35:54.026	1:07.209	20.898	20.140	26.171						
17	15:37:01.987	1:07.961	21.278	20.155	26.528						
p18	15:38:12.812	1:10.825	22.302	21.326							
(21) Johan Stureson											
1	15:19:10.902	1:07.337	22.592	19.901	24.844						
2	15:20:15.261	1:04.359	19.963	19.427	24.969						
3	15:21:19.623	1:04.362	20.149	19.325	24.888						
4	15:22:24.666	1:05.043	20.143	19.728	25.172						
5	15:23:29.690	1:05.024	20.272	19.436	25.316						
6	15:24:34.986	1:05.296	20.345	19.540	25.411						
7	15:25:40.275	1:05.289	20.327	19.580	25.382						
8	15:26:46.225	1:05.950	20.939	19.534	25.477						

Timekeeping Ingrid Wagner:

Clerk of the course:

Steward Per Birkefall:

Secretary of the meeting Gudrun Hansson: