



Dansk Racing 2012

Formel Ford

Sturup Raceway 2,087 Km

Free Practice

2012-09-01 11:30

Practice (20:00 Time) started at 11:30:00

Pos	No.	Name	Entrant	Make	Nat./Club	Laps	Best Tm	Diff	In Lap	km/h
1	8	Michael Markussen	RS Competition	Aquila FD1	DEN-MS Sønderjylland	16	1:00.956		7	123,256
2	61	Lasse Sørensen	Fluid Motorsport	Van Diemen DP08	DEN-99	16	1:01.021	0.065	16	123,125
3	60	Nicolai Sylvest	Fluid Motorsport	Van Diemen DP08	DEN-27	17	1:01.044	0.088	16	123,078
4	7	Niklas Dall Knudsen	RS Competition	Aquila FD1	DEN-MS Sønderjylland	16	1:01.056	0.100	12	123,054
5	11	Joakim Darbom	Darbom Racing	Van Diemen	SWE-Linköping MS	17	1:02.079	1.123	12	121,026
6	6	Morten Dons	DP Engineering	Van Diemen RF06	DEN-TMSK	11	1:03.151	2.195	5	118,972
7	49	Niels-Ejnar Rytter		RAY GR08	DEN-006 DMKA	15	1:03.449	2.493	13	118,413
8	99	Nicolaj Jacobsen		Van Diemen	DEN-046 DARC	11	1:03.666	2.710	7	118,010
9	117	Mikkel O. Pedersen		Zetec	DEN-Tmsk	13	1:03.946	2.990	12	117,493
10	89	Mikkel Byrialsen		Aquila FZ1	DEN-DARC	10	1:04.053	3.097	5	117,297
11	77	Sander Wichmann Morten	SuperSonic MotorSport	Van Diemen RF97	DEN-DARC	17	1:04.405	3.449	13	116,656
12	70	Mathias Storbak		Van Diemen RF97	DEN-13	13	1:04.679	3.723	9	116,161
13	80	Jonathan Andersson		Mygale SJ99	SWE-Falkenbergs MK	15	1:04.990	4.034	14	115,605
14	78	Kimmy Larsson		Van Diemen	SWE-SKRC	11	1:05.378	4.422	8	114,919
15	88	Niclas Larsson	Mattssons Fasteners	Van Diemen RF03	SWE-ARC	17	1:06.288	5.332	15	113,342
16	79	Kasper Bundgaard		Aquila	DEN-Viby	14	1:07.124	6.168	4	111,930
17	87	Ulf Larsson		Tatuus Ford Zetec	SWE-Ulricehamns MK	11	1:08.003	7.047	5	110,483
18	57	Frank Mortensen	SuperSonic MotorSport	RAY	DEN-DARC	2	1:12.694	11.738	1	103,354

Announcements

Weather: sunny 18 degrees, dry track



Dansk Racing 2012

Formel Ford

Sturup Raceway 2,087 Km

Free Practice

2012-09-01 11:30

Practice (20:00 Time) started at 11:30:00

Lap	Time of Day	Lap Tm	Diff	S1 Tm	S2 Tm	S3 Tm	Lap	Time of Day	Lap Tm	Diff	S1 Tm	S2 Tm	S3 Tm	
(8) Michael Markussen														
1	11:32:22.633	1:03.957	+3.001	20.149	20.400	23.408	10	11:44:48.056	1:02.836	+1.780	19.891	20.002	22.943	
2	11:33:26.283	1:03.650	+2.694	19.215	19.600	24.835	11	11:45:49.664	1:01.608	+0.552	18.973	19.832	22.803	
3	11:34:30.520	1:04.237	+3.281	20.633	20.407	23.197	12	11:46:50.720	1:01.056		19.000	19.290	22.766	
4	11:35:31.800	1:01.280	+0.324	19.075	19.368	22.837	13	11:47:52.024	1:01.304	+0.248	19.025	19.478	22.801	
5	11:36:34.213	1:02.413	+1.457	19.917	19.428	23.068	14	11:48:54.015	1:01.991	+0.935	19.019	20.087	22.885	
6	11:37:41.404	1:07.191	+6.235	19.566	24.463	23.162	15	11:49:55.504	1:01.489	+0.433	19.078	19.521	22.890	
7	11:38:42.360	1:00.956		19.009	19.181	22.766	p16	11:51:02.203	1:06.699	+5.643	20.135	21.372		
8	11:39:44.771	1:02.411	+1.455	19.624	19.806	22.981	(11) Joakim Darbom							
p9	11:40:47.332	1:02.561	+1.605	19.091	19.421		1	11:32:25.323	1:04.533	+2.454	20.302	20.131	24.100	
10	11:43:12.074	2:24.742	+1:23.786		20.188	22.985	2	11:33:29.641	1:04.318	+2.239	19.682	19.937	24.699	
11	11:44:13.412	1:01.338	+0.382	19.110	19.338	22.890	3	11:34:33.588	1:03.947	+1.868	20.045	19.893	24.009	
12	11:45:16.916	1:03.504	+2.548	20.418	20.042	23.044	4	11:35:36.595	1:03.007	+0.928	19.727	19.857	23.423	
13	11:46:19.302	1:02.386	+1.430	19.158	19.777	23.451	5	11:36:39.024	1:02.429	+0.350	19.505	19.708	23.216	
14	11:47:20.711	1:01.409	+0.453	18.845	19.480	23.084	6	11:37:42.763	1:03.739	+1.660	19.687	20.144	23.908	
15	11:48:22.109	1:01.398	+0.442	19.198	19.332	22.868	p7	11:38:45.576	1:02.813	+0.734	19.509	19.508		
p16	11:49:26.448	1:04.339	+3.383	18.895	21.493		8	11:40:56.107	2:10.531	+1:08.452		20.461	23.964	
							9	11:41:58.443	1:02.336	+0.257	19.610	19.615	23.111	
							10	11:43:00.582	1:02.139	+0.060	19.446	19.409	23.284	
							11	11:44:04.121	1:03.539	+1.460	19.527	20.929	23.083	
							12	11:45:06.200	1:02.079		19.460	19.386	23.233	
							13	11:46:08.455	1:02.255	+0.176	19.481	19.442	23.332	
							14	11:47:11.304	1:02.849	+0.770	19.687	19.768	23.394	
							15	11:48:15.714	1:04.410	+2.331	20.711	20.216	23.483	
							16	11:49:19.351	1:03.637	+1.558	19.832	20.501	23.304	
							17	11:50:21.937	1:02.586	+0.507	19.585	19.701	23.300	
(61) Lasse Sørensen														
1	11:33:24.302	1:19.547	+18.526	26.522	25.755	27.270	(6) Morten Dons							
2	11:34:28.321	1:04.019	+2.998	20.467	19.878	23.674	1	11:33:00.073	1:11.321	+8.170	24.782	22.122	24.417	
3	11:35:30.743	1:02.422	+1.401	19.756	19.579	23.087	2	11:34:05.268	1:05.195	+2.044	20.758	20.239	24.198	
4	11:36:33.974	1:03.231	+2.210	20.579	19.494	23.158	3	11:35:08.779	1:03.511	+0.360	19.954	20.016	23.541	
5	11:37:35.559	1:01.585	+0.564	19.365	19.455	22.765	4	11:36:12.192	1:03.413	+0.262	19.902	19.928	23.583	
6	11:38:37.367	1:01.808	+0.787	19.379	19.621	22.808	5	11:37:15.343	1:03.151		19.665	19.858	23.628	
7	11:39:39.417	1:02.050	+1.029	19.407	19.709	22.934	6	11:38:19.944	1:04.601	+1.450	20.134	20.463	24.004	
8	11:40:41.438	1:02.021	+1.000	19.493	19.342	23.186	p7	11:39:24.273	1:04.329	+1.178	19.767	20.392		
9	11:41:43.431	1:01.993	+0.972	19.424	19.729	22.840	8	11:42:57.433	3:33.160	+2:30.009		20.282	23.853	
10	11:42:44.858	1:01.427	+0.406	19.266	19.319	22.842	9	11:44:01.569	1:04.136	+0.985	20.127	20.075	23.934	
p11	11:43:46.346	1:01.488	+0.467	19.443	19.634		10	11:45:09.194	1:07.625	+4.474	20.053	21.252	26.320	
12	11:46:00.185	2:13.839	+1:12.818		19.345	22.970	p11	11:46:16.614	1:07.420	+4.269	19.915	20.286		
13	11:47:01.827	1:01.642	+0.621	19.232	19.489	22.921	(49) Niels-Ejnar Rytter							
14	11:48:03.230	1:01.403	+0.382	19.138	19.226	23.039	1	11:32:56.777	1:13.121	+9.672	24.469	22.618	26.034	
15	11:49:04.460	1:01.230	+0.209	19.230	19.216	22.784	2	11:34:05.901	1:09.124	+5.675	22.297	21.615	25.212	
16	11:50:05.481	1:01.021		19.174	19.087	22.760	3	11:35:13.446	1:07.545	+4.096	21.646	20.698	25.201	
							4	11:36:19.426	1:05.980	+2.531	21.536	20.268	24.176	
							5	11:37:24.480	1:05.054	+1.605	20.826	20.057	24.171	
							6	11:38:29.722	1:05.242	+1.793	21.026	20.167	24.049	
							7	11:39:34.875	1:05.153	+1.704	21.243	20.138	23.772	
							p8	11:40:43.524	1:08.649	+5.200	20.861	19.948		
							9	11:44:12.897	3:29.373	+2:25.924		20.764	24.782	
							10	11:45:17.884	1:04.987	+1.538	20.718	20.106	24.163	
							11	11:46:22.401	1:04.517	+1.068	20.268	20.397	23.852	
							12	11:47:27.125	1:04.724	+1.275	20.222	20.720	23.782	
							13	11:48:30.574	1:03.449		20.093	19.701	23.655	
							14	11:49:37.280	1:06.706	+3.257	20.068	19.899	26.739	
							15	11:50:48.187	1:10.907	+7.458	22.155	22.507	26.245	
(7) Niklas Dall Knudsen														
1	11:32:27.146	1:04.199	+3.143	20.443	20.294	23.462	(99) Nicolaj Jacobsen							
2	11:33:28.939	1:01.793	+0.737	19.391	19.562	22.840	1	11:34:48.025	1:07.684	+4.018	21.123	22.859	23.702	
3	11:34:31.729	1:02.790	+1.734	19.439	20.105	23.246	2	11:35:53.006	1:04.981	+1.315	20.406	20.596	23.979	
4	11:35:32.965	1:01.236	+0.180	19.130	19.386	22.720	p3	11:36:57.234	1:04.228	+0.562	20.480	20.438		
5	11:36:34.875	1:01.910	+0.854	19.630	19.459	22.821	4	11:39:53.433	2:56.199	+1:52.533		20.632	23.826	
6	11:37:36.495	1:01.620	+0.564	19.297	19.515	22.808	5	11:40:58.868	1:05.435	+1.769	20.315	20.279	24.841	
7	11:38:37.861	1:01.366	+0.310	18.931	19.498	22.937	6	11:42:03.395	1:04.527	+0.861	20.366	20.534	23.627	
p8	11:39:39.316	1:01.455	+0.399	19.244	19.775		7	11:43:07.061	1:03.666		20.072	20.172	23.422	
9	11:43:45.220	4:05.904	+3:04.848		19.748	22.970	8	11:44:12.362	1:05.301	+1.635	20.726	20.733	23.842	



Dansk Racing 2012

Formel Ford

Sturup Raceway 2,087 Km

Free Practice

2012-09-01 11:30

Practice (20:00 Time) started at 11:30:00

Lap	Time of Day	Lap Tm	Diff	S1 Tm	S2 Tm	S3 Tm	Lap	Time of Day	Lap Tm	Diff	S1 Tm	S2 Tm	S3 Tm
9	11:45:19.623	1:07.261	+3.595	21.998	20.472	24.791	1	11:32:59.034	1:12.765	+7.775	24.046	22.619	26.100
10	11:46:25.036	1:05.413	+1.747	20.459	20.245	24.709	2	11:34:08.230	1:09.196	+4.206	22.864	21.216	25.116
p11	11:47:29.009	1:03.973	+0.307	20.019	20.615		3	11:35:15.588	1:07.358	+2.368	21.566	20.978	24.814
(117) Mikkel O. Pedersen							4	11:36:22.207	1:06.619	+1.629	20.970	20.898	24.751
1	11:33:25.976	1:18.406	+14.460	26.976	24.283	27.147	5	11:37:28.654	1:06.447	+1.457	21.220	20.769	24.458
2	11:34:34.813	1:08.837	+4.891	21.623	21.832	25.382	6	11:38:34.703	1:06.049	+1.059	20.858	20.818	24.373
3	11:35:39.369	1:04.556	+0.610	20.451	20.062	24.043	7	11:39:41.296	1:06.593	+1.603	21.011	20.706	24.876
4	11:36:43.606	1:04.237	+0.291	20.173	20.065	23.999	p8	11:40:48.644	1:07.348	+2.358	21.262	20.310	
5	11:37:49.475	1:05.869	+1.923	20.113	20.976	24.780	9	11:43:44.338	2:55.694	+1:50.704	20.895	24.656	
6	11:38:53.466	1:03.991	+0.045	19.925	20.047	24.019	10	11:44:50.411	1:06.073	+1.083	20.943	20.706	24.424
7	11:39:57.560	1:04.094	+0.148	20.148	20.010	23.936	11	11:45:55.774	1:05.363	+0.373	20.550	20.423	24.390
p8	11:41:04.047	1:06.487	+2.541	19.978	20.014		12	11:47:10.808	1:15.034	+10.044	20.555	20.244	34.235
9	11:46:16.262	5:12.215	+4:08.269	20.519	24.048		13	11:48:16.447	1:05.639	+0.649	20.776	20.359	24.504
10	11:47:20.593	1:04.331	+0.385	20.099	20.088	24.144	14	11:49:21.437	1:04.990		20.282	20.403	24.305
11	11:48:24.743	1:04.150	+0.204	20.287	19.956	23.907	p15	11:50:26.132	1:04.695	-0.295	20.077	21.021	
12	11:49:28.689	1:03.946		19.929	20.006	24.011	(78) Kimmy Larsson						
13	11:50:32.818	1:04.129	+0.183	19.996	20.147	23.986	1	11:33:25.172	1:18.496	+13.118	27.173	24.369	26.954
(89) Mikkel Byrialsen							2	11:34:35.313	1:10.141	+4.763	21.496	22.538	26.107
1	11:38:21.277	1:06.948	+2.895	20.637	21.237	25.074	3	11:35:41.798	1:06.485	+1.107	21.233	20.681	24.571
2	11:39:26.879	1:05.602	+1.549	20.651	21.116	23.835	4	11:36:48.064	1:06.266	+0.888	21.663	20.559	24.044
3	11:40:31.654	1:04.775	+0.722	20.405	20.234	24.136	5	11:37:53.784	1:05.720	+0.342	20.908	20.604	24.208
4	11:41:36.200	1:04.546	+0.493	20.372	20.150	24.024	6	11:38:59.585	1:05.801	+0.423	20.809	20.721	24.271
5	11:42:40.253	1:04.053		20.235	19.997	23.821	7	11:40:05.467	1:05.882	+0.504	20.712	21.022	24.148
6	11:43:45.091	1:04.838	+0.785	20.495	20.056	24.287	8	11:41:10.845	1:05.378		20.317	20.889	24.172
7	11:44:50.750	1:05.659	+1.606	21.192	20.207	24.260	9	11:42:16.413	1:05.568	+0.190	20.457	20.726	24.385
8	11:45:55.893	1:05.143	+1.090	20.571	20.366	24.206	10	11:43:22.002	1:05.589	+0.211	20.855	20.632	24.102
9	11:47:02.309	1:06.416	+2.363	20.788	20.486	25.142	p11	11:44:30.007	1:08.005	+2.627	20.519	20.720	
10	11:48:06.683	1:04.374	+0.321	20.148	20.070	24.156	(88) Niclas Larsson						
(77) Sander Wichmann Mortensen							1	11:32:51.934	1:13.239	+6.951	23.483	23.200	26.556
1	11:33:29.093	1:18.601	+14.196	26.061	23.580	28.960	2	11:34:02.628	1:10.694	+4.406	22.447	22.333	25.914
2	11:34:43.734	1:14.641	+10.236	26.832	23.226	24.583	3	11:35:13.404	1:10.776	+4.488	21.932	23.126	25.718
3	11:35:51.249	1:07.515	+3.110	21.860	21.025	24.630	4	11:36:21.631	1:08.227	+1.939	22.551	21.017	24.659
4	11:36:57.708	1:06.459	+2.054	21.332	20.930	24.197	5	11:37:30.957	1:09.326	+3.038	22.517	21.818	24.991
5	11:38:04.198	1:06.490	+2.085	21.238	20.897	24.355	6	11:38:40.397	1:09.440	+3.152	21.588	22.004	25.848
6	11:39:09.809	1:05.611	+1.206	20.819	20.611	24.181	7	11:39:48.947	1:08.550	+2.262	21.266	22.270	25.014
7	11:40:15.878	1:06.069	+1.664	20.867	20.452	24.750	8	11:40:57.209	1:08.262	+1.974	22.055	20.997	25.210
8	11:41:20.890	1:05.012	+0.607	20.611	20.203	24.198	9	11:42:06.824	1:09.615	+3.327	21.563	22.617	25.435
9	11:42:25.766	1:04.876	+0.471	20.279	20.251	24.346	10	11:43:14.346	1:07.522	+1.234	21.354	21.319	24.849
10	11:43:30.197	1:04.431	+0.026	20.199	20.204	24.028	11	11:44:21.136	1:06.790	+0.502	20.977	21.086	24.727
11	11:44:34.684	1:04.487	+0.082	20.280	20.223	23.984	12	11:45:27.475	1:06.339	+0.051	20.788	20.758	24.793
12	11:45:39.139	1:04.455	+0.050	20.015	20.321	24.119	13	11:46:34.368	1:06.893	+0.605	21.268	21.067	24.558
13	11:46:43.544	1:04.405		20.144	20.274	23.987	14	11:47:41.280	1:06.912	+0.624	21.327	20.935	24.650
14	11:47:50.053	1:06.509	+2.104	20.272	22.214	24.023	15	11:48:47.568	1:06.288		20.950	20.861	24.477
15	11:48:55.460	1:05.407	+1.002	20.191	20.734	24.482	16	11:49:53.927	1:06.359	+0.071	21.082	21.004	24.273
16	11:49:59.933	1:04.473	+0.068	20.072	20.393	24.008	17	11:51:00.307	1:06.380	+0.092	20.910	20.847	24.623
17	11:51:08.259	1:08.326	+3.921	20.929	20.375	27.022	(79) Kasper Bundgaard						
(70) Mathias Storbank							1	11:32:38.565	1:10.636	+3.512	22.595	22.351	25.690
1	11:32:40.852	1:07.034	+2.355	21.245	21.248	24.541	2	11:33:48.890	1:10.325	+3.201	21.783	22.778	25.764
2	11:33:47.607	1:06.755	+2.076	20.346	21.887	24.522	3	11:34:56.210	1:07.320	+0.196	21.105	21.501	24.714
3	11:34:53.245	1:05.638	+0.959	20.657	20.786	24.195	4	11:36:03.334	1:07.124		20.776		
p4	11:35:58.676	1:05.431	+0.752	20.420	20.533		5	11:37:11.455	1:08.121	+0.997	21.358		
5	11:38:15.408	2:16.732	+1:12.053	21.029	24.228		6	11:38:20.459	1:09.004	+1.880	22.314	21.457	25.233
6	11:39:20.987	1:05.579	+0.900	20.668	20.660	24.251	7	11:39:29.192	1:08.733	+1.609	21.149	22.475	25.109
7	11:40:26.067	1:05.080	+0.401	20.379	20.512	24.189	8	11:40:37.854	1:08.662	+1.538	21.657	22.130	24.875
8	11:41:30.928	1:04.861	+0.182	20.437	20.387	24.037	9	11:41:48.426	1:10.572	+3.448	22.201	23.313	25.058
9	11:42:35.607	1:04.679		20.327	20.332	24.020	10	11:42:57.278	1:08.852	+1.728	21.202	22.278	25.372
10	11:43:40.320	1:04.713	+0.034	20.270	20.319	24.124	11	11:44:06.428	1:09.150	+2.026	22.088	21.549	25.513
11	11:44:45.046	1:04.726	+0.047	20.262	20.248	24.216	12	11:45:14.809	1:08.381	+1.257	21.409	21.962	25.010
12	11:45:51.772	1:06.726	+2.047	20.441	20.940	25.345	13	11:46:29.824	1:15.015	+7.891	21.463	22.801	30.751
p13	11:46:58.128	1:06.356	+1.677	20.485	21.019		14	11:48:07.896	1:38.072	+30.948	30.571	30.739	36.762
(80) Jonathan Andersson							(87) Ulf Larsson						
							1	11:34:20.040	1:12.666	+4.663	23.498	23.164	26.004



Dansk Racing 2012

Formel Ford

Sturup Raceway 2,087 Km

Free Practice

2012-09-01 11:30

Practice (20:00 Time) started at 11:30:00

Lap	Time of Day	Lap Tm	Diff	S1 Tm	S2 Tm	S3 Tm	Lap	Time of Day	Lap Tm	Diff	S1 Tm	S2 Tm	S3 Tm
2	11:35:30.045	1:10.005	+2.002	22.169	22.389	25.447							
3	11:36:40.073	1:10.028	+2.025	23.095	21.218	25.715							
4	11:37:49.909	1:09.836	+1.833	21.684	21.479	26.673							
5	11:38:57.912	1:08.003		21.413	21.466	25.124							
6	11:40:06.979	1:09.067	+1.064	21.338	22.170	25.559							
7	11:41:15.486	1:08.507	+0.504	21.483	21.531	25.493							
p8	11:42:26.905	1:11.419	+3.416	21.570	21.782								
9	11:46:20.417	3:53.512	+2:45.509		21.646	25.292							
10	11:47:29.290	1:08.873	+0.870	21.376	21.945	25.552							
p11	11:48:39.755	1:10.465	+2.462	21.838	21.626								

(57) Frank Mortensen

1	11:33:01.148	1:12.694		24.579	22.380	25.735
p2	11:34:20.371	1:19.223	+6.529	21.209	21.686	



Dansk Racing 2012

Formel Ford

Sturup Raceway 2,087 Km

Qualifying

2012-09-01 13:30

Qualifying (20:00 Time) started at 13:30:00

Pos	No.	Name	Entrant	Make	Nat./Club	Laps	Best Tm	Diff	In Lap	km/h
1	60	Nicolai Sylvest	Fluid Motorsport	Van Diemen DP08	DEN-27	14	1:00.564		9	124,054
2	61	Lasse Sørensen	Fluid Motorsport	Van Diemen DP08	DEN-99	14	1:00.860	0.296	11	123,451
3	6	Morten Dons	DP Engineering	Van Diemen RF06	DEN-TMSK	15	1:00.895	0.331	9	123,380
4	8	Michael Markussen	RS Competition	Aquila FD1	DEN-MS Sønderjylland	9	1:00.975	0.411	6	123,218
5	7	Niklas Dall Knudsen	RS Competition	Aquila FD1	DEN-MS Sønderjylland	15	1:01.057	0.493	7	123,052
6	11	Joakim Darbom	Darbom Racing	Van Diemen	SWE-Linköping MS	17	1:01.368	0.804	10	122,429
7	99	Nicolaj Jacobsen		Van Diemen	DEN-046 DARC	13	1:02.772	2.208	7	119,690
8	117	Mikkel O. Pedersen		Zetec	DEN-Tmsk	18	1:03.069	2.505	15	119,127
9	70	Mathias Storbak		Van Diemen RF97	DEN-13	16	1:03.147	2.583	15	118,980
10	49	Niels-Ejnar Rytter		RAY GR08	DEN-006 DMKA	15	1:03.389	2.825	5	118,525
11	89	Mikkel Byrialsen		Aquila FZ1	DEN-DARC	12	1:03.449	2.885	8	118,413
12	78	Kimmy Larsson		Van Diemen	SWE-SKRC	10	1:03.548	2.984	9	118,229
13	77	Sander Wichmann Morten:	SuperSonic MotorSport	Van Diemen RF97	DEN-DARC	17	1:03.732	3.168	16	117,887
14	57	Frank Mortensen	SuperSonic MotorSport	RAY	DEN-DARC	17	1:04.509	3.945	13	116,467
15	80	Jonathan Andersson		Mygale SJ99	SWE-Falkenbergs MK	14	1:04.787	4.223	8	115,968
16	88	Niclas Larsson	Mattssons Fasteners	Van Diemen RF03	SWE-ARC	8	1:05.683	5.119	5	114,386
17	87	Ulf Larsson		Tatus Ford Zetec	SWE-Ulricehamns MK	5	1:06.282	5.718	4	113,352
18	79	Kasper Bundgaard		Aquila	DEN-Viby	1	1:14.640	14.076	1	100,659

Announcements

Weather: sunny 18 degrees, dry track

These results are provisional until the conclusion of any judicial and technical matters



Dansk Racing 2012

Formel Ford

Sturup Raceway 2,087 Km

Qualifying

2012-09-01 13:30

Qualifying (20:00 Time) started at 13:30:00

Lap	Time of Day	Lap Tm	Diff	S1 Tm	S2 Tm	S3 Tm	Lap	Time of Day	Lap Tm	Diff	S1 Tm	S2 Tm	S3 Tm
(60) Nicolai Sylvest							5	13:36:29.326	1:01.596	+0.539	19.230	19.594	22.772
1	13:33:29.730	1:27.272	+26.708	31.534	27.825	27.913	6	13:37:30.644	1:01.318	+0.261	19.008	19.443	22.867
2	13:34:32.474	1:02.744	+2.180	19.777	19.617	23.350	7	13:38:31.701	1:01.057		19.068	19.339	22.650
3	13:35:34.689	1:02.215	+1.651	19.662	19.471	23.082	8	13:39:32.949	1:01.248	+0.191	18.908	19.398	22.942
4	13:36:36.028	1:01.339	+0.775	19.404	19.269	22.666	9	13:40:34.712	1:01.763	+0.706	18.933	20.107	22.723
5	13:37:36.929	1:00.901	+0.337	19.076	19.175	22.650	p10	13:41:41.275	1:06.563	+5.506	19.475	20.484	
6	13:38:37.974	1:01.045	+0.481	19.207	19.118	22.720	11	13:46:03.752	4:22.477	+3:21.420		19.647	22.921
7	13:39:39.814	1:01.840	+1.276	19.509	19.754	22.577	12	13:47:06.460	1:02.708	+1.651	19.987	19.806	22.915
8	13:40:40.893	1:01.079	+0.515	19.015	19.105	22.959	13	13:48:07.892	1:01.432	+0.375	18.949	19.416	23.067
9	13:41:41.457	1:00.564		18.935	19.119	22.510	14	13:49:10.023	1:02.131	+1.074	19.046	19.639	23.446
10	13:42:42.580	1:01.123	+0.559	19.421	19.148	22.554	15	13:50:11.456	1:01.433	+0.376	19.032	19.440	22.961
11	13:43:43.577	1:00.997	+0.433	19.084	19.439	22.474	(11) Joakim Darbom						
12	13:44:44.148	1:00.571	+0.007	18.967	19.061	22.543	1	13:32:40.352	1:13.492	+12.124	23.525	23.511	26.456
13	13:45:44.861	1:00.713	+0.149	19.074	19.113	22.526	2	13:33:47.204	1:06.852	+5.484	21.181	20.874	24.797
p14	13:46:50.358	1:05.497	+4.933	19.956	20.367		3	13:34:51.082	1:03.878	+2.510	19.752	19.936	24.190
(61) Lasse Sørensen							4	13:35:53.649	1:02.567	+1.199	19.381	19.528	23.658
1	13:33:26.608	1:18.965	+18.105	26.914	24.303	27.748	5	13:36:55.190	1:01.541	+0.173	19.225	19.246	23.070
2	13:34:31.981	1:05.373	+4.513	20.760	20.172	24.441	6	13:37:56.672	1:01.482	+0.114	19.322	19.281	22.879
3	13:35:35.399	1:03.418	+2.558	19.843	19.496	24.079	7	13:38:58.226	1:01.554	+0.186	19.266	19.331	22.957
4	13:36:37.207	1:01.808	+0.948	19.640	19.221	22.947	8	13:40:01.288	1:03.062	+1.694	19.495	19.973	23.594
5	13:37:38.615	1:01.408	+0.548	19.270	19.301	22.837	9	13:41:03.304	1:02.016	+0.648	19.342	19.310	23.364
6	13:38:39.916	1:01.301	+0.441	19.183	19.478	22.640	10	13:42:04.672	1:01.368		19.208	19.289	22.871
7	13:39:41.973	1:02.057	+1.197	19.115	20.231	22.711	p11	13:43:20.155	1:15.483	+14.115	23.059	24.287	
8	13:40:43.166	1:01.193	+0.333	19.377	19.115	22.701	12	13:45:38.018	2:17.863	+1:16.495		19.551	23.058
9	13:41:44.547	1:01.381	+0.521	19.346	19.203	22.832	13	13:46:39.958	1:01.940	+0.572	19.218	19.268	23.454
10	13:42:47.123	1:02.576	+1.716	19.180	20.527	22.869	14	13:47:41.668	1:01.710	+0.342	19.476	19.321	22.913
11	13:43:47.983	1:00.860		19.094	19.123	22.643	15	13:48:45.426	1:03.758	+2.390	19.218	19.312	25.228
12	13:44:49.645	1:01.662	+0.802	19.124	19.746	22.792	16	13:49:46.994	1:01.568	+0.200	19.299	19.214	23.055
13	13:45:50.715	1:01.070	+0.210	19.108	19.203	22.759	17	13:50:48.729	1:01.735	+0.367	19.194	19.372	23.169
p14	13:46:52.846	1:02.131	+1.271	19.091	19.116		(99) Nicolaj Jacobsen						
(6) Morten Dons							1	13:37:12.478	1:04.713	+1.941	20.554	20.542	23.617
1	13:32:54.030	1:07.937	+7.042	22.054	21.220	24.663	2	13:38:16.223	1:03.745	+0.973	20.149	20.210	23.386
2	13:33:58.521	1:04.491	+3.596	20.390	20.001	24.100	3	13:39:19.612	1:03.389	+0.617	20.036	20.064	23.289
3	13:35:01.428	1:02.907	+2.012	20.007	19.629	23.271	4	13:40:22.699	1:03.087	+0.315	19.875	19.876	23.336
4	13:36:03.038	1:01.610	+0.715	19.339	19.429	22.842	5	13:41:26.173	1:03.474	+0.702	19.951	19.979	23.544
5	13:37:04.472	1:01.434	+0.539	18.988	19.460	22.986	6	13:42:29.468	1:03.295	+0.523	19.920	19.950	23.425
6	13:38:07.051	1:02.579	+1.684	19.712	19.393	23.474	7	13:43:32.240	1:02.772		19.802	19.868	23.102
7	13:39:09.085	1:02.034	+1.139	19.029	20.100	22.905	8	13:44:35.293	1:03.053	+0.281	19.722	20.035	23.296
8	13:40:10.030	1:00.945	+0.050	19.099	19.101	22.745	9	13:45:39.440	1:04.147	+1.375	20.573	20.180	23.394
9	13:41:10.925	1:00.895		19.032	19.203	22.660	10	13:46:42.297	1:02.857	+0.085	19.775	19.903	23.179
p10	13:42:14.777	1:03.852	+2.957	18.881	19.837		11	13:47:45.412	1:03.115	+0.343	19.787	20.030	23.298
11	13:44:28.012	2:13.235	+1:12.340	19.870	23.333		12	13:48:48.728	1:03.316	+0.544	19.666	19.918	23.732
12	13:45:29.614	1:01.602	+0.707	19.103	19.256	23.243	p13	13:49:52.483	1:03.755	+0.983	20.228	20.238	
13	13:46:36.374	1:06.760	+5.865	22.073	20.955	23.732	(117) Mikkel O. Pedersen						
14	13:47:37.730	1:01.356	+0.461	19.132	19.319	22.905	1	13:32:54.535	1:07.932	+4.863	22.072	21.246	24.614
p15	13:48:49.286	1:11.556	+10.661	22.345	22.961		2	13:33:59.061	1:04.526	+1.457	20.468	20.126	23.932
(8) Michael Markussen							3	13:35:05.064	1:06.003	+2.934	21.111	20.626	24.266
1	13:41:51.351	1:09.004	+8.029	23.796	21.197	24.011	4	13:36:08.752	1:03.688	+0.619	20.027	19.883	23.778
2	13:42:55.751	1:04.400	+3.425	19.862	20.820	23.718	5	13:37:14.310	1:05.558	+2.489	20.389	21.347	23.822
3	13:43:58.418	1:02.667	+1.692	19.940	19.576	23.151	6	13:38:18.989	1:04.679	+1.610	20.255	20.740	23.684
4	13:44:59.971	1:01.553	+0.578	19.085	19.339	23.129	7	13:39:22.264	1:03.275	+0.206	19.748	19.901	23.626
5	13:46:01.596	1:01.625	+0.650	19.403	19.392	22.830	8	13:40:25.392	1:03.128	+0.059	19.738	19.865	23.525
6	13:47:02.571	1:00.975		18.969	19.305	22.701	9	13:41:28.528	1:03.136	+0.067	19.733	19.784	23.619
7	13:48:04.146	1:01.575	+0.600	19.139	19.531	22.905	10	13:42:32.000	1:03.472	+0.403	19.860	19.805	23.807
8	13:49:05.365	1:01.219	+0.244	19.072	19.326	22.821	11	13:43:35.209	1:03.209	+0.140	19.754	19.824	23.631
9	13:50:06.722	1:01.357	+0.382	19.086	19.388	22.883	12	13:44:38.304	1:03.095	+0.026	19.779	19.657	23.659
(7) Niklas Dall Knudsen							13	13:45:41.498	1:03.194	+0.125	19.671	19.908	23.615
1	13:32:20.382	1:04.081	+3.024	20.761	20.075	23.245	14	13:46:44.715	1:03.217	+0.148	19.696	19.839	23.682
2	13:33:23.422	1:03.040	+1.983	19.261	20.687	23.092	15	13:47:47.784	1:03.069		19.633	19.931	23.505
3	13:34:25.580	1:02.158	+1.101	19.613	19.482	23.063	16	13:48:50.999	1:03.215	+0.146	19.687	19.811	23.717
4	13:35:27.730	1:02.150	+1.093	18.987	20.369	22.794	17	13:49:54.481	1:03.482	+0.413	19.885	19.938	23.659
							18	13:50:57.885	1:03.404	+0.335	19.658	20.045	23.701



Dansk Racing 2012

Formel Ford

Sturup Raceway 2,087 Km

Qualifying

2012-09-01 13:30

Qualifying (20:00 Time) started at 13:30:00

Lap	Time of Day	Lap Tm	Diff	S1 Tm	S2 Tm	S3 Tm
(70) Mathias Storbak						
1	13:33:10.015	1:20.917	+17.770	30.485	24.403	26.029
2	13:34:16.805	1:06.790	+3.643	21.698	20.949	24.143
3	13:35:21.357	1:04.552	+1.405	20.364	20.340	23.848
4	13:36:25.738	1:04.381	+1.234	20.055	20.313	24.013
5	13:37:33.779	1:08.041	+4.894	20.460	23.418	24.163
6	13:38:37.914	1:04.135	+0.988	20.225	20.143	23.767
7	13:39:43.333	1:05.419	+2.272	20.656	21.309	23.454
8	13:40:47.555	1:04.222	+1.075	20.544	20.152	23.526
9	13:41:51.891	1:04.336	+1.189	19.996	20.474	23.866
10	13:42:55.390	1:03.499	+0.352	19.670	20.264	23.565
11	13:44:02.929	1:07.539	+4.392	22.065	21.711	23.763
12	13:45:06.513	1:03.584	+0.437	20.086	19.958	23.540
13	13:46:09.818	1:03.305	+0.158	19.737	20.026	23.542
14	13:47:13.153	1:03.335	+0.188	19.735	20.060	23.540
15	13:48:16.300	1:03.147		19.855	19.771	23.521
p16	13:49:24.297	1:07.997	+4.850	20.389	20.919	

Lap	Time of Day	Lap Tm	Diff	S1 Tm	S2 Tm	S3 Tm
(49) Niels-Ejnar Rytter						
1	13:32:50.247	1:13.402	+10.013	23.963	22.531	26.908
2	13:33:58.511	1:08.264	+4.875	22.241	20.942	25.081
3	13:35:07.413	1:08.902	+5.513	21.385	20.814	26.703
4	13:36:16.831	1:09.418	+6.029	22.687	22.466	24.265
5	13:37:20.220	1:03.389		20.345	19.649	23.395
6	13:38:23.672	1:03.452	+0.063	20.136	19.611	23.705
p7	13:39:35.976	1:12.304	+8.915	21.914	23.085	
8	13:42:49.942	3:13.966	+2:10.577		21.717	25.370
9	13:43:56.380	1:06.438	+3.049	21.098	21.093	24.247
10	13:44:59.826	1:03.446	+0.057	20.080	19.872	23.494
11	13:46:03.408	1:03.582	+0.193	20.392	19.816	23.374
12	13:47:09.861	1:06.453	+3.064	20.123	22.444	23.886
13	13:48:14.797	1:04.936	+1.547	20.023	20.842	24.071
14	13:49:18.250	1:03.453	+0.064	20.261	19.772	23.420
15	13:50:21.748	1:03.498	+0.109	20.226	19.743	23.529

Lap	Time of Day	Lap Tm	Diff	S1 Tm	S2 Tm	S3 Tm
(89) Mikkel Byrialsen						
1	13:35:42.716	1:08.095	+4.646	21.081	21.314	25.700
2	13:36:48.785	1:06.069	+2.620	21.292	20.587	24.190
3	13:37:52.760	1:03.975	+0.526	20.165	20.002	23.808
4	13:38:57.512	1:04.752	+1.303	20.099	20.355	24.298
5	13:40:01.822	1:04.310	+0.861	20.661	19.964	23.685
6	13:41:05.465	1:03.643	+0.194	20.094	19.769	23.780
7	13:44:40.692	3:35.227	+2:31.778	20.065	20.310	23.780
8	13:45:44.141	1:03.449		20.035	19.888	23.526
9	13:46:50.486	1:06.345	+2.896	22.307	20.270	23.768
10	13:47:54.443	1:03.957	+0.508	20.181	19.972	23.804
11	13:48:58.020	1:03.577	+0.128	19.924	19.815	23.838
12	13:50:01.709	1:03.689	+0.240	20.057	19.902	23.730

Lap	Time of Day	Lap Tm	Diff	S1 Tm	S2 Tm	S3 Tm
(78) Kimmy Larsson						
1	13:32:40.901	1:13.123	+9.575	23.611	23.139	26.373
2	13:33:47.779	1:06.878	+3.330	21.550	20.630	24.698
3	13:34:54.368	1:06.589	+3.041	20.755	20.879	24.955
4	13:35:59.940	1:05.572	+2.024	20.712	21.081	23.779
5	13:37:04.073	1:04.133	+0.585	20.053	20.421	23.659
6	13:38:08.616	1:04.543	+0.995	20.706	20.072	23.765
7	13:39:12.862	1:04.246	+0.698	20.160	20.348	23.738
8	13:40:17.154	1:04.292	+0.744	20.072	20.330	23.890
9	13:41:20.702	1:03.548		19.909	20.131	23.508
p10	13:42:28.801	1:08.099	+4.551	19.855	20.163	

Lap	Time of Day	Lap Tm	Diff	S1 Tm	S2 Tm	S3 Tm
(77) Sander Wichmann Mortensen						
1	13:33:11.340	1:21.581	+17.849	31.426	24.371	25.784
2	13:34:20.235	1:08.895	+5.163	21.966	22.010	24.919
3	13:35:26.742	1:06.507	+2.775	21.345	20.854	24.308
4	13:36:32.388	1:05.646	+1.914	20.796	20.604	24.246

Lap	Time of Day	Lap Tm	Diff	S1 Tm	S2 Tm	S3 Tm
5	13:37:36.833	1:04.445	+0.713	20.219	20.382	23.844
6	13:38:42.260	1:05.427	+1.695	20.595	20.814	24.018
7	13:39:47.195	1:04.935	+1.203	20.271	20.472	24.192
8	13:40:54.936	1:07.741	+4.009	21.276	20.895	25.570
9	13:41:59.997	1:05.061	+1.329	20.393	20.480	24.188
10	13:43:04.053	1:04.056	+0.324	20.041	19.979	24.036
11	13:44:08.733	1:04.680	+0.948	20.145	20.108	24.427
12	13:45:13.531	1:04.798	+1.066	20.441	20.493	23.864
13	13:46:17.892	1:04.361	+0.629	19.850	20.251	24.260
14	13:47:21.768	1:03.876	+0.144	19.899	20.091	23.886
15	13:48:25.595	1:03.827	+0.095	19.960	19.954	23.913
16	13:49:29.327	1:03.732		19.890	20.068	23.774
17	13:50:33.080	1:03.753	+0.021	19.880	20.032	23.841

Lap	Time of Day	Lap Tm	Diff	S1 Tm	S2 Tm	S3 Tm
(57) Frank Mortensen						
1	13:32:48.740	1:11.498	+6.989	24.028	22.104	25.366
2	13:33:55.940	1:07.200	+2.691	21.454	21.219	24.527
3	13:35:02.381	1:06.441	+1.932	20.802	20.985	24.654
4	13:36:08.177	1:05.796	+1.287	20.403	20.960	24.433
5	13:37:14.020	1:05.843	+1.334	20.669	21.269	23.905
6	13:38:20.186	1:06.166	+1.657	20.239	20.823	25.104
7	13:39:25.157	1:04.971	+0.462	20.258	20.782	23.931
8	13:40:30.075	1:04.918	+0.409	20.750	20.415	23.753
9	13:41:35.101	1:05.026	+0.517	20.445	20.505	24.076
10	13:42:40.793	1:05.692	+1.183	20.644	20.764	24.284
11	13:43:46.047	1:05.254	+0.745	20.337	21.001	23.916
12	13:44:52.049	1:06.002	+1.493	20.700	21.201	24.101
13	13:45:56.558	1:04.509		20.238	20.351	23.920
14	13:47:01.889	1:05.331	+0.822	20.709	20.573	24.049
15	13:48:08.555	1:06.666	+2.157	21.438	20.607	24.621
16	13:49:13.635	1:05.080	+0.571	20.243	20.770	24.067
17	13:50:18.444	1:04.809	+0.300	20.312	20.574	23.923

Lap	Time of Day	Lap Tm	Diff	S1 Tm	S2 Tm	S3 Tm
(80) Jonathan Andersson						
1	13:33:47.004	1:09.291	+4.504	22.331	21.601	25.359
2	13:34:53.906	1:06.902	+2.115	21.045	21.100	24.757
3	13:36:00.492	1:06.586	+1.799	20.835	20.964	24.787
4	13:37:05.722	1:05.230	+0.443	20.410	20.391	24.429
5	13:38:10.837	1:05.115	+0.328	20.274	20.363	24.478
6	13:39:15.786	1:04.949	+0.162	20.314	20.379	24.256
7	13:40:20.655	1:04.869	+0.082	20.335	20.196	24.338
8	13:41:25.442	1:04.787		20.099	20.316	24.372
p9	13:42:30.812	1:05.370	+0.583	21.019	20.266	
10	13:45:11.824	2:41.012	+1:36.225		20.776	24.307
p11	13:46:18.428	1:06.604	+1.817	20.477	20.485	
12	13:48:05.550	1:47.122	+42.335		20.472	24.363
13	13:49:10.375	1:04.825	+0.038	19.998	20.327	24.500
p14	13:50:15.926	1:05.551	+0.764	20.179	20.923	

Lap	Time of Day	Lap Tm	Diff	S1 Tm	S2 Tm	S3 Tm
(88) Niclas Larsson						
1	13:33:06.181	1:15.877	+10.194	28.581	22.032	25.264
2	13:34:13.098	1:06.917	+1.234	21.484	20.934	24.499
3	13:35:19.436	1:06.338	+0.655	20.986	20.725	24.627
4	13:36:25.133	1:05.697	+0.014	20.689	20.775	24.233
5	13:37:30.816	1:05.683		20.775	20.634	24.274
6	13:38:36.709	1:05.893	+0.210	20.790	20.615	24.488
7	13:39:50.660	1:13.951	+8.268	20.711	25.259	27.981
p8	13:41:08.321	1:17.661	+11.978	20.799	24.058	

Lap	Time of Day	Lap Tm	Diff	S1 Tm	S2 Tm	S3 Tm
(87) Ulf Larsson						
1	13:36:56.942	1:09.037	+2.755	22.253	21.367	25.417
2	13:38:03.968	1:07.026	+0.744	21.185	20.951	24.890
3	13:39:11.560	1:07.592	+1.310	21.168	21.424	25.000
4	13:40:17.842	1:06.282		20.729	20.762	24.791
p5	13:41:27.791	1:09.949	+3.667	21.216	21.209	



Dansk Racing 2012

Formel Ford

Sturup Raceway 2,087 Km

Qualifying

2012-09-01 13:30

Qualifying (20:00 Time) started at 13:30:00

Lap	Time of Day	Lap Tm	Diff	S1 Tm	S2 Tm	S3 Tm	Lap	Time of Day	Lap Tm	Diff	S1 Tm	S2 Tm	S3 Tm
(79) Kasper Bundgaard													
1	13:42:16.195	1:14.640		23.342	24.245	27.053							



Dansk Racing 2012


Formel Ford

Sturup Raceway 2,087 Km

Heat 1

2012-09-01 15:25

Race (20:00 and 1 Laps)



POLE POSITION

1	1 60 Nicolai Sylvest 1:00.564
2	3 6 Morten Dons 1:00.895
3	5 7 Niklas Dall Knudsen 1:01.057
4	7 99 Nicolaj Jacobsen 1:02.772
5	9 70 Mathias Storbank 1:03.147
6	11 89 Mikkel Byrialsen 1:03.449
7	13 77 Sander Wichmann Mortensen 1:03.732
8	15 80 Jonathan Andersson 1:04.787
9	17 87 Ulf Larsson 1:06.282

2	2 61 Lasse Sørensen 1:00.860
4	4 8 Michael Markussen 1:00.975
6	6 11 Joakim Darbom 1:01.368
8	8 117 Mikkel O. Pedersen 1:03.069
10	10 49 Niels-Ejnar Rytter 1:03.389
12	12 78 Kimmy Larsson 1:03.548
14	14 57 Frank Mortensen 1:04.509
16	16 88 Niclas Larsson 1:05.683
18	18 79 Kasper Bundgaard 1:14.640



Dansk Racing 2012

Formel Ford

Sturup Raceway 2,087 Km

Heat 1

2012-09-01 15:25

Race (20:00 and 1 Laps) started at 15:34:58

Pos	No.	Name	Entrant	Make	Nat./Club	Total Tm	Laps	Diff	Best Tm	Ø km/h
1	60	Nicolai Sylvest	Fluid Motorsport	Van Diemen DP08	DEN-27	21:35.033	21		1:00.867	121,833
2	8	Michael Markussen	RS Competition	Aquila FD1	DEN-MS Sønderjylland	21:40.230	21	5.197	1:01.236	121,346
3	6	Morten Dons	DP Engineering	Van Diemen RF06	DEN-TMSK	21:50.321	21	15.288	1:01.237	120,411
4	7	Niklas Dall Knudsen	RS Competition	Aquila FD1	DEN-MS Sønderjylland	21:54.685	21	19.652	1:01.537	120,011
5	61	Lasse Sørensen	Fluid Motorsport	Van Diemen DP08	DEN-99	21:56.489	21	21.456	1:01.460	119,847
6	11	Joakim Darbom	Darbom Racing	Van Diemen	SWE-Linköping MS	22:09.835	21	34.802	1:01.860	118,644
7	99	Nicolaj Jacobsen		Van Diemen	DEN-046 DARC	22:20.960	21	45.927	1:03.266	117,660
8	117	Mikkel O. Pedersen		Zetec	DEN-Tmsk	22:24.541	21	49.508	1:03.048	117,347
9	49	Niels-Ejnar Rytter		RAY GR08	DEN-006 DMKA	22:37.982	21	1:02.949	1:03.897	116,185
10	78	Kimmy Larsson		Van Diemen	SWE-SKRC	21:37.577	20	1 Lap	1:04.121	115,804
11	80	Jonathan Andersson		Mygale SJ99	SWE-Falkenbergs MK	21:55.659	20	1 Lap	1:04.684	114,212
12	77	Sander Wichmann Mortensen	SuperSonic MotorSport	Van Diemen RF97	DEN-DARC	21:57.600	20	1 Lap	1:04.205	114,044
13	57	Frank Mortensen	SuperSonic MotorSport	RAY	DEN-DARC	22:13.278	20	1 Lap	1:05.226	112,703
14	88	Niclas Larsson	Mattssons Fasteners	Van Diemen RF03	SWE-ARC	22:36.849	20	1 Lap	1:05.864	110,745
Not classified (75% = 15 Laps)										
DNF	70	Mathias Storbak		Van Diemen RF97	DEN-13	12:59.391	12	DNF	1:03.707	115,678
DNF	89	Mikkel Byrialsen		Aquila FZ1	DEN-DARC	10:50.236	10	DNF	1:03.957	115,546
DNS	87	Ulf Larsson		Tatuus Ford Zetec	SWE-Ulricehamns MK			DNS		-
DNS	79	Kasper Bundgaard		Aquila	DEN-Viby			DNS		-

Announcements

Weather: sunny 18 degrees, dry track

These results are provisional until the conclusion of any judicial and technical matters

Started: 16 Classified: 14 Not classified: 2

Margin of Victory	Ø km/h	Best Lap Tm	km/h	Best Lap by
5.197	121,833	1:00.867	123,436	60 - Nicolai Sylvest



Dansk Racing 2012

Formel Ford

Sturup Raceway 2,087 Km

Heat 1

2012-09-01 15:25

Race (20:00 and 1 Laps) started at 15:34:58

Pos	No.	Name	Entrant	Make	Nat./Club	Total Tm	Laps	Diff	Best Tm	Ø km/h
Formel Ford 2012-Duratec										
1	60	Nicolai Sylvest	Fluid Motorsport	Van Diemen DP08	DEN-27	21:35.033	21		1:00.867	121,833
2	8	Michael Markussen	RS Competition	Aquila FD1	DEN-MS Sønderjylland	21:40.230	21	5.197	1:01.236	121,346
3	6	Morten Dons	DP Engineering	Van Diemen RF06	DEN-TMSK	21:50.321	21	15.288	1:01.237	120,411
4	7	Niklas Dall Knudsen	RS Competition	Aquila FD1	DEN-MS Sønderjylland	21:54.685	21	19.652	1:01.537	120,011
5	61	Lasse Sørensen	Fluid Motorsport	Van Diemen DP08	DEN-99	21:56.489	21	21.456	1:01.460	119,847
6	11	Joakim Darbom	Darbom Racing	Van Diemen	SWE-Linköping MS	22:09.835	21	34.802	1:01.860	118,644
7	49	Niels-Ejnar Rytter		RAY GR08	DEN-006 DMKA	22:37.982	21	1:02.949	1:03.897	116,185
8	57	Frank Mortensen	SuperSonic MotorSport	RAY	DEN-DARC	22:13.278	20	1 Lap	1:05.226	112,703
Formel Ford 2012-Zetec										
1	99	Nicolaj Jacobsen		Van Diemen	DEN-046 DARC	22:20.960	21		1:03.266	117,660
2	117	Mikkel O. Pedersen		Zetec	DEN-Tmsk	22:24.541	21	3.581	1:03.048	117,347
3	78	Kimmy Larsson		Van Diemen	SWE-SKRC	21:37.577	20	1 Lap	1:04.121	115,804
4	80	Jonathan Andersson		Mygale SJ99	SWE-Falkenbergs MK	21:55.659	20	1 Lap	1:04.684	114,212
5	77	Sander Wichmann Mortensen	SuperSonic MotorSport	Van Diemen RF97	DEN-DARC	21:57.600	20	1 Lap	1:04.205	114,044
6	88	Niclas Larsson	Mattssons Fasteners	Van Diemen RF03	SWE-ARC	22:36.849	20	1 Lap	1:05.864	110,745
Not classified (75% = 15 Laps)										
DNF	70	Mathias Storbak		Van Diemen RF97	DEN-13	12:59.391	12	DNF	1:03.707	115,678
DNF	89	Mikkel Byrialsen		Aquila FZ1	DEN-DARC	10:50.236	10	DNF	1:03.957	115,546
DNS	87	Ulf Larsson		Tatuus Ford Zetec	SWE-Ulricehamns MK			DNS		-
DNS	79	Kasper Bundgaard		Aquila	DEN-Viby			DNS		-

Announcements

Weather: sunny 18 degrees, dry track

These results are provisional until the conclusion of any judicial and technical matters

Started: 16 Classified: 14 Not classified: 2

Margin of Victory	Ø km/h	Best Lap Tm	km/h	Best Lap by
5.197	121,833	1:00.867	123,436	60 - Nicolai Sylvest

Official Timing www.motorsport-events.se

Orbits

Timekeeping Ingrid Wagner:

Clerk of the course Else Nilsson:

www.mylaps.com

Steward Mikael Karlstedt:

Secretary of the meeting Gunilla Zelander:

Licensed to: Motorsport Events

Printed: 2012-09-01 15:59:19



Dansk Racing 2012

Formel Ford

Sturup Raceway 2,087 Km

Heat 1

2012-09-01 15:25

Race (20:00 and 1 Laps) started at 15:34:58

Lap	Time of Day	Lap Tm	Diff	S1 Tm	S2 Tm	S3 Tm	Lap	Time of Day	Lap Tm	Diff	S1 Tm	S2 Tm	S3 Tm
(60) Nicolai Sylvest							19	15:54:42.680	1:02.844	+1.607	19.450	19.701	23.693
1	15:36:02.938	1:04.247	+3.380	21.694	19.612	22.941	20	15:55:45.771	1:03.091	+1.854	19.838	19.805	23.448
2	15:37:04.428	1:01.490	+0.623	19.314	19.363	22.813	21	15:56:49.012	1:03.241	+2.004	19.881	19.868	23.492
3	15:38:05.680	1:01.252	+0.385	19.295	19.287	22.670	(7) Niklas Dall Knudsen						
4	15:39:06.641	1:00.961	+0.094	19.201	19.150	22.610	1	15:36:07.227	1:06.829	+5.292	22.319	21.055	23.455
5	15:40:07.516	1:00.875	+0.008	19.048	19.236	22.591	2	15:37:09.538	1:02.311	+0.774	19.373	19.801	23.137
6	15:41:08.618	1:01.102	+0.235	19.150	19.277	22.675	3	15:38:11.348	1:01.810	+0.273	19.359	19.523	22.928
7	15:42:09.563	1:00.945	+0.078	19.173	19.139	22.633	4	15:39:13.347	1:01.999	+0.462	19.320	19.629	23.050
8	15:43:10.483	1:00.920	+0.053	19.065	19.226	22.629	5	15:40:15.198	1:01.851	+0.314	19.224	19.615	23.012
9	15:44:11.350	1:00.867		19.097	19.204	22.566	6	15:41:16.735	1:01.537		19.189	19.461	22.887
10	15:45:12.249	1:00.899	+0.032	19.101	19.213	22.585	7	15:42:18.470	1:01.735	+0.198	19.172	19.529	23.034
11	15:46:13.398	1:01.149	+0.282	19.162	19.322	22.665	8	15:43:20.288	1:01.818	+0.281	19.109	19.620	23.089
12	15:47:14.443	1:01.045	+0.178	19.143	19.302	22.600	9	15:44:22.256	1:01.968	+0.431	19.137	19.668	23.163
13	15:48:15.787	1:01.344	+0.477	19.171	19.337	22.836	10	15:45:24.002	1:01.746	+0.209	19.164	19.486	23.096
14	15:49:19.371	1:03.584	+2.717	19.563	21.192	22.829	11	15:46:26.105	1:02.103	+0.566	19.233	19.744	23.126
15	15:50:20.714	1:01.343	+0.476	19.218	19.396	22.729	12	15:47:28.745	1:02.640	+1.103	19.283	19.989	23.368
16	15:51:22.048	1:01.334	+0.467	19.119	19.470	22.745	13	15:48:31.459	1:02.714	+1.177	19.459	20.000	23.255
17	15:52:23.365	1:01.317	+0.450	19.211	19.317	22.789	14	15:49:34.097	1:02.638	+1.101	19.597	19.786	23.255
18	15:53:24.944	1:01.579	+0.712	19.286	19.419	22.874	15	15:50:36.263	1:02.166	+0.629	19.210	19.614	23.342
19	15:54:26.752	1:01.808	+0.941	19.226	19.661	22.921	16	15:51:38.578	1:02.315	+0.778	19.467	19.696	23.152
20	15:55:28.683	1:01.931	+1.064	19.371	19.647	22.913	17	15:52:41.506	1:02.928	+1.391	19.435	20.033	23.460
21	15:56:33.724	1:05.041	+4.174	20.283	20.590	24.168	18	15:53:43.997	1:02.491	+0.954	19.301	19.888	23.302
(8) Michael Markussen							19	15:54:47.092	1:03.095	+1.558	19.669	20.059	23.367
1	15:36:04.605	1:04.537	+3.301	21.582	19.798	23.157	20	15:55:50.064	1:02.972	+1.435	19.387	20.011	23.574
2	15:37:06.317	1:01.712	+0.476	19.236	19.483	22.993	21	15:56:53.376	1:03.312	+1.775	19.597	20.334	23.381
3	15:38:07.746	1:01.429	+0.193	19.044	19.471	22.914	(61) Lasse Sørensen						
4	15:39:09.135	1:01.389	+0.153	19.140	19.294	22.955	1	15:36:11.436	1:11.820	+10.360	21.741	19.825	30.254
5	15:40:10.465	1:01.330	+0.094	19.092	19.325	22.913	2	15:37:14.970	1:03.534	+2.074	20.253	19.763	23.518
6	15:41:11.990	1:01.525	+0.289	19.162	19.378	22.985	3	15:38:18.420	1:03.450	+1.990	19.964	19.902	23.584
7	15:42:13.226	1:01.236		19.162	19.378	22.985	4	15:39:22.130	1:03.710	+2.250	19.794	20.107	23.809
8	15:43:14.798	1:01.572	+0.336	19.101	19.365	23.106	5	15:40:24.261	1:02.131	+0.671	19.736	19.417	22.978
9	15:44:16.313	1:01.515	+0.279	19.224	19.447	22.844	6	15:41:25.912	1:01.651	+0.191	19.498	19.187	22.966
10	15:45:18.016	1:01.703	+0.467	19.067	19.739	22.897	7	15:42:27.440	1:01.528	+0.068	19.307	19.145	23.076
11	15:46:19.809	1:01.793	+0.557	19.222	19.492	23.079	8	15:43:29.376	1:01.936	+0.476	19.871	19.194	22.871
12	15:47:21.927	1:02.118	+0.882	19.567	19.561	22.990	9	15:44:34.546	1:05.170	+3.710	22.318	19.710	23.142
13	15:48:23.790	1:01.863	+0.627	19.151	19.539	23.173	10	15:45:36.435	1:01.889	+0.429	19.616	19.305	22.968
14	15:49:25.591	1:01.801	+0.565	19.429	19.373	22.999	11	15:46:38.127	1:01.692	+0.232	19.378	19.345	22.969
15	15:50:27.104	1:01.513	+0.277	19.171	19.317	23.025	12	15:47:39.845	1:01.718	+0.258	19.301	19.333	23.084
16	15:51:29.321	1:02.217	+0.981	19.376	19.861	22.980	13	15:48:41.401	1:01.556	+0.096	19.310	19.223	23.023
17	15:52:31.134	1:01.813	+0.577	19.180	19.538	23.095	14	15:49:43.453	1:02.052	+0.592	19.208	19.882	22.962
18	15:53:33.400	1:02.266	+1.030	19.653	19.492	23.121	15	15:50:45.141	1:01.688	+0.228	19.473	19.286	22.929
19	15:54:35.205	1:01.805	+0.569	19.164	19.511	23.130	16	15:51:46.778	1:01.637	+0.177	19.414	19.260	22.963
20	15:55:36.943	1:01.738	+0.502	19.143	19.502	23.093	17	15:52:48.430	1:01.652	+0.192	19.321	19.279	23.052
21	15:56:38.921	1:01.978	+0.742	19.363	19.457	23.158	18	15:53:50.437	1:02.007	+0.547	19.761	19.249	22.997
(6) Morten Dons							19	15:54:52.206	1:01.769	+0.309	19.467	19.283	23.019
1	15:36:05.216	1:05.460	+4.223	22.214	19.841	23.405	20	15:55:53.666	1:01.460		19.348	19.188	22.924
2	15:37:07.052	1:01.836	+0.599	19.192	19.413	23.231	21	15:56:55.180	1:01.514	+0.054	19.241	19.240	23.033
3	15:38:08.574	1:01.522	+0.285	19.135	19.321	23.066	(11) Joakim Darbom						
4	15:39:09.811	1:01.237		18.989	19.260	22.988	1	15:36:13.861	1:05.129	+3.269	21.688	19.814	23.627
5	15:40:11.095	1:01.284	+0.047	18.988	19.368	22.928	2	15:37:17.784	1:03.923	+2.063	19.629	20.548	23.746
6	15:41:12.668	1:01.573	+0.336	19.021	19.306	23.246	3	15:38:20.779	1:02.995	+1.135	19.859	19.912	23.224
7	15:42:14.527	1:01.859	+0.622	19.086	19.474	23.299	4	15:39:23.956	1:03.177	+1.317	19.479	19.737	23.961
8	15:43:16.205	1:01.678	+0.441	19.178	19.390	23.110	5	15:40:27.299	1:03.343	+1.483	19.668	20.219	23.456
9	15:44:17.884	1:01.679	+0.442	19.017	19.432	23.230	6	15:41:30.309	1:03.010	+1.150	19.976	19.974	23.060
10	15:45:19.714	1:01.830	+0.593	19.274	19.387	23.169	7	15:42:33.354	1:03.045	+1.185	19.437	19.677	23.931
11	15:46:21.834	1:02.120	+0.883	19.291	19.482	23.347	8	15:43:35.221	1:01.867	+0.007	19.376	19.372	23.119
12	15:47:24.561	1:02.727	+1.490	19.324	20.023	23.380	9	15:44:37.258	1:02.037	+0.177	19.380	19.481	23.176
13	15:48:26.974	1:02.413	+1.176	19.299	19.847	23.267	10	15:45:39.294	1:02.036	+0.176	19.473	19.469	23.094
14	15:49:29.957	1:02.983	+1.746	19.535	19.786	23.662	11	15:46:41.154	1:01.860		19.373	19.466	23.021
15	15:50:32.188	1:02.231	+0.994	19.319	19.607	23.305	12	15:47:43.836	1:02.682	+0.822	19.435	20.026	23.221
16	15:51:34.814	1:02.626	+1.389	19.652	19.644	23.330	13	15:48:45.858	1:02.022	+0.162	19.580	19.422	23.020
17	15:52:37.179	1:02.365	+1.128	19.506	19.597	23.262	14	15:49:47.910	1:02.052	+0.192	19.408	19.544	23.100
18	15:53:39.836	1:02.657	+1.420	19.470	19.835	23.352	15	15:50:51.092	1:03.182	+1.322	19.590	20.040	23.552



Dansk Racing 2012


Formel Ford

Sturup Raceway 2,087 Km

Heat 1

2012-09-01 15:25

Race (20:00 and 1 Laps) started at 15:34:58

Lap	Time of Day	Lap Tm	Diff	S1 Tm	S2 Tm	S3 Tm	Lap	Time of Day	Lap Tm	Diff	S1 Tm	S2 Tm	S3 Tm
16	15:51:53.794	1:02.702	+0.842	19.730	19.670	23.302	13	15:49:02.426	1:04.814	+0.917	20.415	20.464	23.935
17	15:52:55.779	1:01.985	+0.125	19.452	19.417	23.116	14	15:50:07.053	1:04.627	+0.730	20.579	20.244	23.804
18	15:53:58.153	1:02.374	+0.514	19.572	19.771	23.031	15	15:51:10.950	1:03.897		20.455	19.901	23.541
19	15:55:01.900	1:03.747	+1.887	19.679	20.696	23.372	16	15:52:15.133	1:04.183	+0.286	20.446	20.031	23.706
20	15:56:04.592	1:02.692	+0.832	19.467	19.926	23.299	17	15:53:19.454	1:04.321	+0.424	20.373	19.935	24.013
21	15:57:08.526	1:03.934	+2.074	19.378	20.693	23.863	18	15:54:24.050	1:04.596	+0.699	20.484	20.173	23.939
(99) Nicolaj Jacobsen							(78) Kimmy Larsson						
1	15:36:06.025	1:05.431	+2.165	21.767	20.176	23.488	1	15:36:10.285	1:08.192	+4.071	22.802	21.005	24.385
2	15:37:10.186	1:04.161	+0.895	19.908	20.235	24.018	2	15:37:14.904	1:04.619	+0.498	20.261	20.223	24.135
3	15:38:13.851	1:03.665	+0.399	19.988	20.093	23.584	3	15:38:19.747	1:04.843	+0.722	20.568	20.564	23.711
4	15:39:17.283	1:03.432	+0.166	19.910	20.083	23.439	4	15:39:24.387	1:04.640	+0.519	19.940	20.231	24.469
5	15:40:20.591	1:03.308	+0.042	19.972	19.960	23.376	5	15:40:28.610	1:04.223	+0.102	20.111	20.290	23.822
6	15:41:23.963	1:03.372	+0.106	19.968	20.072	23.332	6	15:41:32.744	1:04.134	+0.013	20.220	20.248	23.666
7	15:42:27.229	1:03.266		19.830	20.026	23.410	7	15:42:36.962	1:04.218	+0.097	19.879	20.243	24.096
8	15:43:31.117	1:03.888	+0.622	20.438	19.937	23.513	8	15:43:41.288	1:04.326	+0.205	20.090	20.299	23.937
9	15:44:35.360	1:04.243	+0.977	19.901	20.176	24.166	9	15:44:45.592	1:04.304	+0.183	20.099	20.312	23.893
10	15:45:39.093	1:03.733	+0.467	20.255	19.914	23.564	10	15:45:49.713	1:04.121		20.020	20.218	23.883
11	15:46:43.628	1:04.535	+1.269	20.552	20.325	23.658	11	15:46:54.886	1:05.173	+1.052	20.092	21.289	23.792
12	15:47:47.343	1:03.715	+0.449	19.984	20.303	23.428	12	15:47:59.057	1:04.171	+0.050	20.161	20.250	23.760
13	15:48:50.894	1:03.551	+0.285	19.898	20.220	23.433	13	15:49:03.411	1:04.354	+0.233	20.113	20.492	23.749
14	15:49:54.654	1:03.760	+0.494	20.057	20.188	23.515	14	15:50:07.732	1:04.321	+0.200	20.217	20.233	23.871
15	15:50:58.496	1:03.842	+0.576	20.067	20.141	23.634	15	15:51:11.999	1:04.267	+0.146	20.288	20.141	23.838
16	15:52:01.839	1:03.343	+0.077	20.000	19.839	23.504	16	15:52:16.530	1:04.531	+0.410	20.391	20.314	23.826
17	15:53:05.119	1:03.280	+0.014	19.899	19.832	23.549	17	15:53:20.971	1:04.441	+0.320	20.237	20.409	23.795
18	15:54:08.548	1:03.429	+0.163	19.990	20.005	23.434	18	15:54:25.617	1:04.646	+0.525	20.201	20.460	23.985
19	15:55:11.971	1:03.423	+0.157	19.992	19.985	23.446	19	15:55:30.572	1:04.955	+0.834	20.218	20.528	23.809
20	15:56:15.710	1:03.739	+0.473	20.083	20.159	23.497	20	15:56:36.268	1:05.696	+1.575	20.877	20.946	23.873
21	15:57:19.651	1:03.941	+0.675	20.098	20.134	23.709	(80) Jonathan Andersson						
(117) Mikkel O. Pedersen							1	15:36:11.260	1:08.813	+4.129	22.712	21.275	24.826
1	15:36:08.997	1:07.837	+4.789	22.357	21.094	24.386	2	15:37:17.145	1:05.885	+1.201	20.799	20.587	24.499
2	15:37:13.410	1:04.413	+1.365	20.313	20.241	23.859	3	15:38:22.558	1:05.413	+0.729	20.556	20.699	24.158
3	15:38:17.757	1:04.347	+1.299	20.223	20.262	23.862	4	15:39:27.670	1:05.112	+0.428	20.249	20.403	24.460
4	15:39:22.623	1:04.866	+1.818	20.577	20.440	23.849	5	15:40:32.566	1:04.896	+0.212	20.151	20.431	24.314
5	15:40:26.628	1:04.005	+0.957	19.957	20.255	23.793	6	15:41:37.445	1:04.879	+0.195	20.367	20.256	24.256
6	15:41:29.676	1:03.048		19.704	19.714	23.630	7	15:42:42.627	1:05.182	+0.498	20.278	20.349	24.555
7	15:42:33.473	1:03.797	+0.749	19.657	19.752	24.388	8	15:43:47.311	1:04.684		20.220	20.265	24.199
8	15:43:36.785	1:03.312	+0.264	19.739	19.874	23.699	9	15:44:52.366	1:05.055	+0.371	20.254	20.263	24.538
9	15:44:40.055	1:03.270	+0.222	19.618	19.975	23.677	10	15:45:57.397	1:05.031	+0.347	20.321	20.558	24.152
10	15:45:43.248	1:03.193	+0.145	19.557	19.971	23.665	11	15:47:02.894	1:05.497	+0.813	20.242	20.834	24.421
11	15:46:46.517	1:03.269	+0.221	19.662	19.848	23.759	12	15:48:08.208	1:05.314	+0.630	20.234	20.506	24.574
12	15:47:49.922	1:03.405	+0.357	19.696	19.913	23.796	13	15:49:13.369	1:05.161	+0.477	20.268	20.397	24.496
13	15:48:53.295	1:03.373	+0.325	19.583	19.878	23.912	14	15:50:18.992	1:05.623	+0.939	20.411	20.700	24.512
14	15:49:56.865	1:03.570	+0.522	19.731	19.990	23.849	15	15:51:24.708	1:05.716	+1.032	20.451	20.752	24.513
15	15:51:00.091	1:03.226	+0.178	19.682	19.897	23.647	16	15:52:30.314	1:05.606	+0.922	20.617	20.600	24.389
16	15:52:03.520	1:03.429	+0.381	19.638	20.006	23.785	17	15:53:36.993	1:06.679	+1.995	20.885	21.241	24.553
17	15:53:07.098	1:03.578	+0.530	19.605	20.007	23.966	18	15:54:42.591	1:05.598	+0.914	20.396	20.638	24.564
18	15:54:10.626	1:03.528	+0.480	19.912	19.923	23.693	19	15:55:48.488	1:05.897	+1.213	20.635	20.739	24.523
19	15:55:14.450	1:03.824	+0.776	19.786	20.137	23.901	20	15:56:54.350	1:05.862	+1.178	20.638	20.742	24.482
20	15:56:18.288	1:03.838	+0.790	20.080	19.878	23.880	(77) Sander Wichmann Mortensen						
21	15:57:23.232	1:04.944	+1.896	20.275	20.351	24.318	1	15:36:12.437	1:10.062	+5.857	24.075	21.183	24.804
(49) Niels-Ejnar Rytter							2	15:37:18.298	1:05.861	+1.656	20.730	20.622	24.509
1	15:36:08.492	1:07.245	+3.348	22.031	21.056	24.158	3	15:38:23.866	1:05.568	+1.363	20.568	20.573	24.427
2	15:37:13.122	1:04.630	+0.733	20.601	20.110	23.919	4	15:39:36.870	1:13.004	+8.799	20.305	20.290	32.409
3	15:38:17.253	1:04.131	+0.234	20.295	20.065	23.771	5	15:40:41.394	1:04.524	+0.319	20.326	20.346	23.852
4	15:39:22.007	1:04.754	+0.857	20.693	20.155	23.906	6	15:41:45.599	1:04.205		20.010	20.165	24.030
5	15:40:26.965	1:04.958	+1.061	20.619	20.624	23.715	7	15:42:51.041	1:05.442	+1.237	21.331	20.096	24.015
6	15:41:31.451	1:04.486	+0.589	20.367	20.517	23.602	8	15:43:55.619	1:04.578	+0.373	20.279	20.238	24.061
7	15:42:35.719	1:04.268	+0.371	20.290	20.114	23.864	9	15:45:00.388	1:04.769	+0.564	20.561	20.342	23.866
8	15:43:40.024	1:04.305	+0.408	20.384	19.919	24.002	10	15:46:04.799	1:04.411	+0.206	20.213	20.334	23.864
9	15:44:44.342	1:04.318	+0.421	20.422	20.156	23.740	11	15:47:09.621	1:04.822	+0.617	20.290	20.588	23.944
10	15:45:48.467	1:04.125	+0.228	20.329	20.037	23.759	Official Timing www.motorsport-events.se						
11	15:46:52.925	1:04.458	+0.561	20.432	20.284	23.742	Orbits						
12	15:47:57.612	1:04.687	+0.790	20.588	20.250	23.849	Timekeeping Ingrid Wagner:  Clerk of the course Else Nilsson:						
							www.mylaps.com						
							Secretary of the meeting Gunilla Zelander:						
							Licensed to: Motorsport Events						
Printed: 2012-09-01 15:59:49							Page 2/3						



Dansk Racing 2012

Formel Ford

Sturup Raceway 2,087 Km

Heat 1

2012-09-01 15:25

Race (20:00 and 1 Laps) started at 15:34:58

Lap	Time of Day	Lap Tm	Diff	S1 Tm	S2 Tm	S3 Tm	Lap	Time of Day	Lap Tm	Diff	S1 Tm	S2 Tm	S3 Tm
12	15:48:14.189	1:04.568	+0.363	20.223	20.296	24.049	12	15:47:58.082	1:03.707		19.765	20.215	23.727
13	15:49:21.073	1:06.884	+2.679	20.942	21.839	24.103	(89) Mikkel Byrialsen						
14	15:50:26.010	1:04.937	+0.732	20.587	20.316	24.034	1	15:36:09.579	1:07.858	+3.901	22.045	21.175	24.638
15	15:51:31.470	1:05.460	+1.255	20.140	21.168	24.152	2	15:37:14.017	1:04.438	+0.481	20.094	20.129	24.215
16	15:52:36.031	1:04.561	+0.356	20.143	20.463	23.955	3	15:38:18.336	1:04.319	+0.362	19.998	20.313	24.008
17	15:53:40.850	1:04.819	+0.614	20.030	20.218	24.571	4	15:39:23.069	1:04.733	+0.776	20.490	20.396	23.847
18	15:54:45.406	1:04.556	+0.351	20.240	20.282	24.034	5	15:40:27.960	1:04.891	+0.934	20.080	20.572	24.239
19	15:55:50.211	1:04.805	+0.600	20.274	20.378	24.153	6	15:41:31.917	1:03.957		20.095	20.232	23.630
20	15:56:56.291	1:06.080	+1.875	20.408	21.284	24.388	7	15:42:35.926	1:04.009	+0.052	20.081	20.296	23.632
(57) Frank Mortensen						8	15:43:40.410	1:04.484	+0.527	20.391	20.277	23.816	
1	15:36:11.912	1:09.447	+4.221	23.240	21.382	24.825	9	15:44:44.908	1:04.498	+0.541	20.223	20.440	23.835
2	15:37:17.514	1:05.602	+0.376	20.714	20.809	24.079	10	15:45:48.927	1:04.019	+0.062	20.036	20.298	23.685
3	15:38:22.745	1:05.231	+0.005	20.633	20.733	23.865							
4	15:39:27.971	1:05.226		20.515	20.620	24.091							
5	15:40:42.584	1:14.613	+9.387	20.530	20.560	33.523							
6	15:41:48.545	1:05.961	+0.735	20.960	20.874	24.127							
7	15:42:54.106	1:05.561	+0.335	20.862	20.588	24.111							
8	15:44:00.108	1:06.002	+0.776	20.968	20.836	24.198							
9	15:45:05.619	1:05.511	+0.285	20.676	20.612	24.223							
10	15:46:11.067	1:05.448	+0.222	20.633	20.869	23.946							
11	15:47:17.690	1:06.623	+1.397	20.535	21.856	24.232							
12	15:48:23.572	1:05.882	+0.656	20.775	21.039	24.068							
13	15:49:30.530	1:06.958	+1.732	20.878	21.203	24.877							
14	15:50:35.988	1:05.458	+0.232	20.452	20.657	24.349							
15	15:51:42.043	1:06.055	+0.829	20.903	20.851	24.301							
16	15:52:47.446	1:05.403	+0.177	20.351	20.704	24.348							
17	15:53:54.166	1:06.720	+1.494	21.768	20.739	24.213							
18	15:54:59.726	1:05.560	+0.334	20.386	20.928	24.246							
19	15:56:05.771	1:06.045	+0.819	20.654	21.452	23.939							
20	15:57:11.969	1:06.198	+0.972	20.359	21.688	24.151							
(88) Niclas Larsson						1	15:36:14.103	1:10.971	+5.107	23.948	21.555	25.468	
2	15:37:20.501	1:06.398	+0.534	21.116	20.711	24.571							
3	15:38:26.365	1:05.864		20.849	20.799	24.216							
4	15:39:32.481	1:06.116	+0.252	20.872	20.820	24.424							
5	15:40:38.996	1:06.515	+0.651	20.570	20.789	25.156							
6	15:41:44.981	1:05.985	+0.121	20.771	20.817	24.397							
7	15:42:53.439	1:08.458	+2.594	22.415	21.177	24.866							
8	15:44:01.305	1:07.866	+2.002	21.216	21.098	25.552							
9	15:45:08.804	1:07.499	+1.635	21.379	20.984	25.136							
10	15:46:17.896	1:09.092	+3.228	21.667	22.248	25.177							
11	15:47:29.563	1:11.667	+5.803	22.703	22.964	26.000							
12	15:48:37.399	1:07.836	+1.972	21.545	21.299	24.992							
13	15:49:46.045	1:08.646	+2.782	21.988	22.247	24.411							
14	15:50:53.349	1:07.304	+1.440	21.018	21.794	24.492							
15	15:52:00.114	1:06.765	+0.901	21.223	21.127	24.415							
16	15:53:08.215	1:08.101	+2.237	20.939	21.642	25.520							
17	15:54:15.098	1:06.883	+1.019	21.166	21.248	24.469							
18	15:55:21.901	1:06.803	+0.939	21.134	21.154	24.515							
19	15:56:28.806	1:06.905	+1.041	21.393	21.005	24.507							
20	15:57:35.540	1:06.734	+0.870	21.031	21.036	24.667							
(70) Mathias Storbak						1	15:36:09.916	1:08.532	+4.825	23.139	20.959	24.434	
2	15:37:14.363	1:04.447	+0.740	20.208	20.384	23.855							
3	15:38:19.077	1:04.714	+1.007	20.415	20.669	23.630							
4	15:39:23.570	1:04.493	+0.786	20.012	20.423	24.058							
5	15:40:28.147	1:04.577	+0.870	20.474	20.405	23.698							
6	15:41:32.291	1:04.144	+0.437	20.268	20.274	23.602							
7	15:42:36.403	1:04.112	+0.405	19.969	20.350	23.793							
8	15:43:40.748	1:04.345	+0.638	20.115	20.408	23.822							
9	15:44:45.152	1:04.404	+0.697	20.079	20.631	23.694							
10	15:45:49.272	1:04.120	+0.413	20.131	20.216	23.773							
11	15:46:54.375	1:05.103	+1.396	19.904	21.630	23.569							



Dansk Racing 2012


Formel Ford

Sturup Raceway 2,087 Km

Heat 2

2012-09-02 11:00

Race (20:00 and 1 Laps)



POLE POSITION

	1	2
1	60 Nicolai Sylvest 1:00.867	8 Michael Markussen 1:01.236
2	6 Morten Dons 1:01.237	61 Lasse Sørensen 1:01.460
3	7 Niklas Dall Knudsen 1:01.537	11 Joakim Darbom 1:01.860
4	117 Mikkel O. Pedersen 1:03.048	99 Nicolaj Jacobsen 1:03.266
5	70 Mathias Storbank 1:03.707	49 Niels-Ejnar Rytter 1:03.897
6	89 Mikkel Byrialsen 1:03.957	78 Kimmy Larsson 1:04.121
7	77 Sander Wichmann Mortensen 1:04.205	80 Jonathan Andersson 1:04.684
8	57 Frank Mortensen 1:05.226	88 Niclas Larsson 1:05.864
9	87 Ulf Larsson	79 Kasper Bundgaard



Dansk Racing 2012

Formel Ford

Sturup Raceway 2,087 Km

Warm up

2012-09-02 09:00

Practice (20:00 Time) started at 9:00:00

Pos	No.	Name	Entrant	Make	Nat./Club	Laps	Best Tm	Diff	In Lap	km/h
1	8	Michael Markussen	RS Competition	Aquila FD1	DEN-MS Sønderjylland	15	1:01.102		6	122,962
2	7	Niklas Dall Knudsen	RS Competition	Aquila FD1	DEN-MS Sønderjylland	11	1:01.445	0.343	10	122,275
3	11	Joakim Darbom	Darbom Racing	Van Diemen	SWE-Linköping MS	14	1:01.626	0.524	13	121,916
4	61	Lasse Sørensen	Fluid Motorsport	Van Diemen DP08	DEN-99	8	1:01.847	0.745	7	121,480
5	99	Nicolaj Jacobsen		Van Diemen	DEN-046 DARC	6	1:02.919	1.817	5	119,411
6	6	Morten Dons	DP Engineering	Van Diemen RF06	DEN-TMSK	6	1:03.352	2.250	5	118,595
7	49	Niels-Ejnar Rytter		RAY GR08	DEN-006 DMKA	10	1:03.456	2.354	9	118,400
8	117	Mikkel O. Pedersen		Zetec	DEN-Tmsk	12	1:03.615	2.513	10	118,104
9	57	Frank Mortensen	SuperSonic MotorSport	RAY	DEN-DARC	16	1:04.108	3.006	7	117,196
10	70	Mathias Storbank		Van Diemen RF97	DEN-13	9	1:04.132	3.030	8	117,152
11	89	Mikkel Byrialsen		Aquila FZ1	DEN-DARC	5	1:04.541	3.439	3	116,410
12	78	Kimmy Larsson		Van Diemen	SWE-SKRC	6	1:05.025	3.923	4	115,543
13	80	Jonathan Andersson		Mygale SJ99	SWE-Falkenbergs MK	9	1:05.821	4.719	8	114,146
14	79	Kasper Bundgaard		Aquila	DEN-Viby	11	1:06.563	5.461	7	112,874



Dansk Racing 2012

Formel Ford

Sturup Raceway 2,087 Km

Warm up

2012-09-02 09:00

Practice (20:00 Time) started at 9:00:00

Lap	Time of Day	Lap Tm	Diff	S1 Tm	S2 Tm	S3 Tm	Lap	Time of Day	Lap Tm	Diff	S1 Tm	S2 Tm	S3 Tm
4	9:06:09.285	1:04.728	+0.187	20.173	20.593	23.962							
5	9:07:14.039	1:04.754	+0.213	20.302	20.418	24.034							

(78) Kimmy Larsson

1	9:02:44.118	1:07.921	+2.896	22.400	21.025	24.496
2	9:03:49.978	1:05.860	+0.835	21.002	20.575	24.283
3	9:04:55.631	1:05.653	+0.628	20.832	20.535	24.286
4	9:06:00.656	1:05.025		20.645	20.400	23.980
5	9:07:05.899	1:05.243	+0.218	20.783	20.423	24.037
p6	9:08:13.374	1:07.475	+2.450	20.712	20.508	

(80) Jonathan Andersson

1	9:03:01.469	1:12.269	+6.448	24.371	22.112	25.786
2	9:04:10.287	1:08.818	+2.997	21.952	21.376	25.490
3	9:05:18.080	1:07.793	+1.972	21.739	21.137	24.917
4	9:06:24.548	1:06.468	+0.647	21.028	20.729	24.711
5	9:07:30.642	1:06.094	+0.273	20.858	20.803	24.433
p6	9:08:37.542	1:06.900	+1.079	20.694	20.931	
7	9:10:43.458	2:05.916	+1:00.095		20.728	24.548
8	9:11:49.279	1:05.821		20.616	20.716	24.489
p9	9:12:56.146	1:06.867	+1.046	20.787	20.877	

(79) Kasper Bundgaard

1	9:03:03.649	1:14.894	+8.331	25.666	22.475	26.753
2	9:04:15.202	1:11.553	+4.990	22.319	23.033	26.201
3	9:05:23.794	1:08.592	+2.029	21.930		
4	9:06:31.954	1:08.160	+1.597	21.383		
5	9:07:38.729	1:06.775	+0.212	20.868		
6	9:08:45.813	1:07.084	+0.521	21.008	21.309	24.767
7	9:09:52.376	1:06.563		20.802	21.218	24.543
8	9:11:00.249	1:07.873	+1.310	20.729	21.654	25.490
9	9:12:07.142	1:06.893	+0.330	20.983	21.125	24.785
10	9:13:14.057	1:06.915	+0.352	21.004		
11	9:14:20.760	1:06.703	+0.140	20.991		



Dansk Racing 2012

Formel Ford

Sturup Raceway 2,087 Km

Heat 2

2012-09-02 11:00

Race (20:00 and 1 Laps) started at 11:04:26

Pos	No.	Name	Entrant	Make	Nat./Club	Total Tm	Laps	Diff	Best Tm	Ø km/h
1	8	Michael Markussen	RS Competition	Aquila FD1	DEN-MS Sønderjylland	21:47.335	21		1:01.422	120,686
2	60	Nicolai Sylvest	Fluid Motorsport	Van Diemen DP08	DEN-27	21:47.913	21	0.578	1:01.375	120,633
3	61	Lasse Sørensen	Fluid Motorsport	Van Diemen DP08	DEN-99	21:48.470	21	1.135	1:01.554	120,581
4	6	Morten Dons	DP Engineering	Van Diemen RF06	DEN-TMSK	21:56.697	21	9.362	1:01.612	119,828
5	11	Joakim Darbom	Darbom Racing	Van Diemen	SWE-Linköping MS	22:02.436	21	15.101	1:01.738	119,308
6	117	Mikkel O. Pedersen		Zetec	DEN-Tmsk	22:19.181	21	31.846	1:02.921	117,816
7	99	Nicolaj Jacobsen		Van Diemen	DEN-046 DARC	22:26.910	21	39.575	1:03.217	117,140
8	49	Niels-Ejnar Rytter		RAY GR08	DEN-006 DMKA	22:32.994	21	45.659	1:03.492	116,613
9	70	Mathias Storbak		Van Diemen RF97	DEN-13	22:34.085	21	46.750	1:03.337	116,519
10	89	Mikkel Byrialsen		Aquila FZ1	DEN-DARC	22:35.569	21	48.234	1:03.608	116,392
11	78	Kimmy Larsson		Van Diemen	SWE-SKRC	22:50.429	21	1:03.094	1:04.352	115,130
12	80	Jonathan Andersson		Mygale SJ99	SWE-Falkenbergs MK	21:54.929	20	1 Lap	1:04.787	114,275
13	88	Niclas Larsson	Mattssons Fasteners	Van Diemen RF03	SWE-ARC	22:30.186	20	1 Lap	1:05.288	111,291
14	57	Frank Mortensen	SuperSonic MotorSport	RAY	DEN-DARC	22:31.825	20	1 Lap	1:04.465	111,156
15	79	Kasper Bundgaard		Aquila	DEN-Viby	22:18.324	19	2 Laps	1:06.661	106,664
16	87	Ulf Larsson		Tatuus Ford Zetec	SWE-Ulricehamns MK	22:24.768	19	2 Laps	1:08.242	106,153
Not classified (75% = 15 Laps)										
DNF	7	Niklas Dall Knudsen	RS Competition	Aquila FD1	DEN-MS Sønderjylland	14:53.015	14	DNF	1:01.134	117,786
DNS	77	Sander Wichmann Mortensen	SuperSonic MotorSport	Van Diemen RF97	DEN-DARC			DNS		-

Announcements

Weather: sunny 18 degrees, dry track

These results are provisional until the conclusion of any judicial and technical matters

No. 7 wrong start

Started: 17 Classified: 16 Not classified: 1

Margin of Victory	Ø km/h	Best Lap Tm	km/h	Best Lap by
0.578	120,686	1:01.134	122,897	7 - Niklas Dall Knudsen



Dansk Racing 2012

Formel Ford

Sturup Raceway 2,087 Km

Heat 2

2012-09-02 11:00

Race (20:00 and 1 Laps) started at 11:04:26

Pos	No.	Name	Entrant	Make	Nat./Club	Total Tm	Laps	Diff	Best Tm	Ø km/h
Formel Ford 2012-Duratec										
1	8	Michael Markussen	RS Competition	Aquila FD1	DEN-MS Sønderjylland	21:47.335	21		1:01.422	120,686
2	60	Nicolai Sylvest	Fluid Motorsport	Van Diemen DP08	DEN-27	21:47.913	21	0.578	1:01.375	120,633
3	61	Lasse Sørensen	Fluid Motorsport	Van Diemen DP08	DEN-99	21:48.470	21	1.135	1:01.554	120,581
4	6	Morten Dons	DP Engineering	Van Diemen RF06	DEN-TMSK	21:56.697	21	9.362	1:01.612	119,828
5	11	Joakim Darbom	Darbom Racing	Van Diemen	SWE-Linköping MS	22:02.436	21	15.101	1:01.738	119,308
6	49	Niels-Ejnar Rytter		RAY GR08	DEN-006 DMKA	22:32.994	21	45.659	1:03.492	116,613
7	57	Frank Mortensen	SuperSonic MotorSport	RAY	DEN-DARC	22:31.825	20	1 Lap	1:04.465	111,156
Not classified (75% = 15 Laps)										
DNF	7	Niklas Dall Knudsen	RS Competition	Aquila FD1	DEN-MS Sønderjylland	14:53.015	14	DNF	1:01.134	117,786
Formel Ford 2012-Zetec										
1	117	Mikkel O. Pedersen		Zetec	DEN-Tmsk	22:19.181	21		1:02.921	117,816
2	99	Nicolaj Jacobsen		Van Diemen	DEN-046 DARC	22:26.910	21	7.729	1:03.217	117,140
3	70	Mathias Storbank		Van Diemen RF97	DEN-13	22:34.085	21	14.904	1:03.337	116,519
4	89	Mikkel Byrialsen		Aquila FZ1	DEN-DARC	22:35.569	21	16.388	1:03.608	116,392
5	78	Kimmy Larsson		Van Diemen	SWE-SKRC	22:50.429	21	31.248	1:04.352	115,130
6	80	Jonathan Andersson		Mygale SJ99	SWE-Falkenberg MK	21:54.929	20	1 Lap	1:04.787	114,275
7	88	Niclas Larsson	Mattssons Fasteners	Van Diemen RF03	SWE-ARC	22:30.186	20	1 Lap	1:05.288	111,291
8	79	Kasper Bundgaard		Aquila	DEN-Viby	22:18.324	19	2 Laps	1:06.661	106,664
9	87	Ulf Larsson		Tatuus Ford Zetec	SWE-Ulricehamns MK	22:24.768	19	2 Laps	1:08.242	106,153
Not classified (75% = 15 Laps)										
DNS	77	Sander Wichmann Mortensen	SuperSonic MotorSport	Van Diemen RF97	DEN-DARC			DNS		-

Announcements

Weather: sunny 18 degrees, dry track

These results are provisional until the conclusion of any judicial and technical matters

No. 7 wrong start

Started: 17 Classified: 16 Not classified: 1

Margin of Victory	Ø km/h	Best Lap Tm	km/h	Best Lap by
0.578	120,686	1:01.134	122,897	7 - Niklas Dall Knudsen



Dansk Racing 2012

Formel Ford

Sturup Raceway 2,087 Km

Heat 2

2012-09-02 11:00

Race (20:00 and 1 Laps) started at 11:04:26

Lap	Time of Day	Lap Tm	Diff	S1 Tm	S2 Tm	S3 Tm	Lap	Time of Day	Lap Tm	Diff	S1 Tm	S2 Tm	S3 Tm
(8) Michael Markussen							19	11:24:09.432	1:02.660	+1.106	19.449	19.336	23.875
1	11:05:32.095	1:05.581	+4.159	22.164	19.777	23.640	20	11:25:12.014	1:02.582	+1.028	19.912	19.475	23.195
2	11:06:35.040	1:02.945	+1.523	19.845	19.704	23.396	21	11:26:14.568	1:02.554	+1.000	19.489	19.636	23.429
3	11:07:37.019	1:01.979	+0.557	19.494	19.487	22.998	(6) Morten Dons						
4	11:08:38.865	1:01.846	+0.424	19.348	19.516	22.982	1	11:05:34.375	1:07.068	+5.456	22.803	20.580	23.685
5	11:09:40.549	1:01.684	+0.262	19.285	19.497	22.902	2	11:06:37.231	1:02.856	+1.244	19.800	19.559	23.497
6	11:10:41.971	1:01.422		19.288	19.288	22.846	3	11:07:39.353	1:02.122	+0.510	19.417	19.558	23.147
7	11:11:43.592	1:01.621	+0.199	19.344	19.393	22.884	4	11:08:41.089	1:01.736	+0.124	19.226	19.372	23.138
8	11:12:45.185	1:01.593	+0.171	19.340	19.284	22.969	5	11:09:42.797	1:01.708	+0.096	19.193	19.455	23.060
9	11:13:47.042	1:01.857	+0.435	19.386	19.444	23.027	6	11:10:44.409	1:01.612		19.111	19.425	23.076
10	11:14:49.940	1:02.898	+1.476	19.521	20.068	23.309	7	11:11:46.242	1:01.833	+0.221	19.253	19.556	23.024
11	11:15:52.131	1:02.191	+0.769	19.500	19.426	23.265	8	11:12:48.011	1:01.769	+0.157	19.273	19.400	23.096
12	11:16:54.078	1:01.947	+0.525	19.388	19.527	23.032	9	11:13:50.224	1:02.213	+0.601	19.362	19.534	23.317
13	11:17:56.180	1:02.102	+0.680	19.441	19.451	23.210	10	11:14:52.595	1:02.371	+0.759	19.218	19.535	23.618
14	11:18:57.993	1:01.813	+0.391	19.301	19.436	23.076	11	11:15:54.583	1:01.988	+0.376	19.378	19.524	23.086
15	11:19:59.731	1:01.738	+0.316	19.357	19.356	23.025	12	11:16:56.322	1:01.739	+0.127	19.300	19.360	23.079
16	11:21:01.647	1:01.916	+0.494	19.390	19.527	22.999	13	11:17:58.154	1:01.832	+0.220	19.331	19.457	23.044
17	11:22:03.802	1:02.155	+0.733	19.655	19.431	23.069	14	11:19:00.354	1:02.200	+0.588	19.282	19.650	23.268
18	11:23:06.082	1:02.280	+0.858	19.596	19.455	23.229	15	11:20:02.591	1:02.237	+0.625	19.438	19.535	23.264
19	11:24:08.683	1:02.601	+1.179	19.510	19.462	23.629	16	11:21:05.652	1:03.061	+1.449	19.717	19.897	23.447
20	11:25:11.182	1:02.499	+1.077	19.792	19.599	23.108	17	11:22:09.722	1:04.070	+2.458	19.681	20.258	24.131
21	11:26:13.433	1:02.251	+0.829	19.521	19.496	23.234	18	11:23:12.975	1:03.253	+1.641	19.985	19.862	23.406
(60) Nicolai Sylvest							19	11:24:16.035	1:03.060	+1.448	19.768	19.875	23.417
1	11:05:31.814	1:05.716	+4.341	22.168	19.861	23.687	20	11:25:19.318	1:03.283	+1.671	19.950	19.883	23.450
2	11:06:35.409	1:03.595	+2.220	19.930	19.684	23.981	21	11:26:22.795	1:03.477	+1.865	19.969	19.940	23.568
3	11:07:38.049	1:02.640	+1.265	19.655	19.755	23.230	(11) Joakim Darbom						
4	11:08:39.736	1:01.687	+0.312	19.423	19.275	22.989	1	11:05:35.172	1:07.165	+5.427	22.775	20.685	23.705
5	11:09:41.196	1:01.460	+0.085	19.278	19.393	22.789	2	11:06:37.989	1:02.817	+1.079	19.497	20.041	23.279
6	11:10:42.571	1:01.375		19.145	19.334	22.896	3	11:07:40.395	1:02.406	+0.668	19.520	19.731	23.155
7	11:11:44.087	1:01.516	+0.141	19.244	19.398	22.874	4	11:08:42.133	1:01.738		19.312	19.508	22.918
8	11:12:45.721	1:01.634	+0.259	19.324	19.300	23.010	5	11:09:44.146	1:02.013	+0.275	19.408	19.574	23.031
9	11:13:47.593	1:01.872	+0.497	19.355	19.368	23.149	6	11:10:45.911	1:01.765	+0.027	19.310	19.498	22.957
10	11:14:50.266	1:02.673	+1.298	19.261	19.931	23.481	7	11:11:48.233	1:02.322	+0.584	19.626	19.609	23.087
11	11:15:52.473	1:02.207	+0.832	19.446	19.413	23.348	8	11:12:50.794	1:02.561	+0.823	19.642	19.570	23.349
12	11:16:54.465	1:01.992	+0.617	19.368	19.526	23.098	9	11:13:52.770	1:01.976	+0.238	19.351	19.436	23.189
13	11:17:56.432	1:01.967	+0.592	19.348	19.487	23.132	10	11:14:55.922	1:03.152	+1.414	20.195	19.679	23.278
14	11:18:58.312	1:01.880	+0.505	19.425	19.410	23.045	11	11:15:59.768	1:03.846	+2.108	19.889	20.684	23.273
15	11:20:00.174	1:01.862	+0.487	19.292	19.398	23.172	12	11:17:02.766	1:02.998	+1.260	19.740	19.700	23.558
16	11:21:02.021	1:01.847	+0.472	19.313	19.485	23.049	13	11:18:05.537	1:02.771	+1.033	19.739	19.618	23.414
17	11:22:04.047	1:02.026	+0.651	19.536	19.445	23.045	14	11:19:08.215	1:02.678	+0.940	19.648	19.660	23.370
18	11:23:06.412	1:02.365	+0.990	19.577	19.472	23.316	15	11:20:11.172	1:02.957	+1.219	19.758	19.680	23.519
19	11:24:08.906	1:02.494	+1.119	19.455	19.459	23.580	16	11:21:14.097	1:02.925	+1.187	19.677	19.776	23.472
20	11:25:11.496	1:02.590	+1.215	19.771	19.750	23.069	17	11:22:16.630	1:02.533	+0.795	19.592	19.624	23.317
21	11:26:14.011	1:02.515	+1.140	19.505	19.536	23.474	18	11:23:19.769	1:03.139	+1.401	19.723	20.015	23.401
(61) Lasse Sørensen							19	11:24:22.715	1:02.946	+1.208	19.882	19.628	23.436
1	11:05:33.952	1:06.377	+4.823	22.205	20.218	23.954	20	11:25:25.534	1:02.819	+1.081	19.621	19.588	23.610
2	11:06:36.834	1:02.882	+1.328	19.895	19.615	23.372	21	11:26:28.534	1:03.000	+1.262	19.834	19.665	23.501
3	11:07:38.843	1:02.009	+0.455	19.554	19.364	23.091	(117) Mikkel O. Pedersen						
4	11:08:40.499	1:01.656	+0.102	19.297	19.395	22.964	1	11:05:35.972	1:07.850	+4.929	22.882	20.975	23.993
5	11:09:42.365	1:01.866	+0.312	19.175	19.600	23.091	2	11:06:39.547	1:03.575	+0.654	19.893	20.009	23.673
6	11:10:43.944	1:01.579	+0.025	19.190	19.245	23.144	3	11:07:43.074	1:03.527	+0.606	19.759	20.063	23.705
7	11:11:45.763	1:01.819	+0.265	19.335	19.415	23.069	4	11:08:46.060	1:02.986	+0.065	19.678	19.782	23.526
8	11:12:47.534	1:01.771	+0.217	19.327	19.277	23.167	5	11:09:49.158	1:03.098	+0.177	19.729	19.898	23.471
9	11:13:49.775	1:02.241	+0.687	19.567	19.369	23.305	6	11:10:52.079	1:02.921		19.737	19.687	23.497
10	11:14:52.219	1:02.444	+0.890	19.308	19.358	23.778	7	11:11:55.216	1:03.137	+0.216	19.731	19.853	23.553
11	11:15:54.129	1:01.910	+0.356	19.513	19.348	23.049	8	11:12:58.312	1:03.096	+0.175	19.627	19.833	23.636
12	11:16:55.683	1:01.554		19.247	19.282	23.025	9	11:14:01.820	1:03.508	+0.587	20.044	19.749	23.715
13	11:17:57.363	1:01.680	+0.126	19.354	19.235	23.091	10	11:15:05.668	1:03.848	+0.927	20.047	19.953	23.848
14	11:18:59.026	1:01.663	+0.109	19.260	19.279	23.124	11	11:16:09.373	1:03.705	+0.784	19.935	20.174	23.596
15	11:20:00.669	1:01.643	+0.089	19.266	19.315	23.062	12	11:17:12.938	1:03.565	+0.644	19.946	19.877	23.742
16	11:21:02.617	1:01.948	+0.394	19.348	19.334	23.266	13	11:18:16.763	1:03.825	+0.904	19.711	20.449	23.665
17	11:22:04.682	1:02.065	+0.511	19.529	19.397	23.139	14	11:19:19.955	1:03.192	+0.271	19.744	19.858	23.590
18	11:23:06.772	1:02.090	+0.536	19.473	19.329	23.288	15	11:20:23.408	1:03.453	+0.532	19.875	19.975	23.603



Dansk Racing 2012

Formel Ford

Sturup Raceway 2,087 Km

Heat 2

2012-09-02 11:00

Race (20:00 and 1 Laps) started at 11:04:26

Lap	Time of Day	Lap Tm	Diff	S1 Tm	S2 Tm	S3 Tm	Lap	Time of Day	Lap Tm	Diff	S1 Tm	S2 Tm	S3 Tm
16	11:21:26.736	1:03.328	+0.407	19.806	19.940	23.582	13	11:18:26.883	1:04.259	+0.922	20.008	20.536	23.715
17	11:22:30.135	1:03.399	+0.478	19.771	20.046	23.582	14	11:19:30.492	1:03.609	+0.272	19.862	19.950	23.797
18	11:23:33.607	1:03.472	+0.551	19.791	20.112	23.569	15	11:20:34.885	1:04.393	+1.056	20.637	20.030	23.726
19	11:24:37.480	1:03.873	+0.952	19.881	20.401	23.591	16	11:21:38.687	1:03.802	+0.465	19.866	19.977	23.959
20	11:25:40.993	1:03.513	+0.592	19.791	19.940	23.782	17	11:22:42.928	1:04.241	+0.904	20.125	20.166	23.950
21	11:26:45.279	1:04.286	+1.365	20.312	20.103	23.871	18	11:23:47.346	1:04.418	+1.081	20.129	20.394	23.895
(99) Nicolaj Jacobsen							19	11:24:51.490	1:04.144	+0.807	20.001	20.177	23.966
1	11:05:35.713	1:07.597	+4.380	22.301	20.748	24.548	20	11:25:55.559	1:04.069	+0.732	20.042	20.052	23.975
2	11:06:39.352	1:03.639	+0.422	19.933	19.918	23.788	21	11:27:00.183	1:04.624	+1.287	20.172	20.157	24.295
3	11:07:43.436	1:04.084	+0.867	20.061	20.330	23.693	(89) Mikkel Byrjalsen						
4	11:08:46.653	1:03.217		19.899	19.791	23.527	1	11:05:37.247	1:08.206	+4.598	22.871	20.751	24.584
5	11:09:50.210	1:03.557	+0.340	19.935	19.905	23.717	2	11:06:41.517	1:04.270	+0.662	20.502	20.071	23.697
6	11:10:53.926	1:03.716	+0.499	19.985	20.157	23.574	3	11:07:45.799	1:04.282	+0.674	19.987	20.605	23.690
7	11:11:57.855	1:03.929	+0.712	19.853	20.373	23.703	4	11:08:49.575	1:03.776	+0.168	19.849	20.110	23.817
8	11:13:01.375	1:03.520	+0.303	19.819	20.065	23.636	5	11:09:53.480	1:03.905	+0.297	19.970	20.148	23.787
9	11:14:04.841	1:03.466	+0.249	19.892	20.025	23.549	6	11:10:57.139	1:03.659	+0.051	19.918	19.975	23.766
10	11:15:08.334	1:03.493	+0.276	20.009	19.919	23.565	7	11:12:00.747	1:03.608		20.001	19.846	23.761
11	11:16:12.264	1:03.930	+0.713	20.158	20.126	23.646	8	11:13:04.680	1:03.933	+0.325	19.876	20.084	23.973
12	11:17:15.900	1:03.636	+0.419	19.865	20.180	23.591	9	11:14:09.291	1:04.611	+1.003	20.766	19.989	23.856
13	11:18:19.550	1:03.650	+0.433	20.006	19.969	23.675	10	11:15:12.913	1:03.622	+0.014	19.885	19.990	23.747
14	11:19:24.030	1:04.480	+1.263	20.540	20.142	23.798	11	11:16:16.662	1:03.749	+0.141	19.861	19.933	23.955
15	11:20:28.337	1:04.307	+1.090	20.460	20.192	23.655	12	11:17:21.310	1:04.648	+1.040	20.118	20.284	24.246
16	11:21:32.704	1:04.367	+1.150	20.146	20.497	23.724	13	11:18:26.087	1:04.777	+1.169	20.369	20.541	23.867
17	11:22:36.489	1:03.785	+0.568	20.190	20.010	23.585	14	11:19:30.304	1:04.217	+0.609	20.151	19.919	24.147
18	11:23:40.523	1:04.034	+0.817	20.215	20.088	23.731	15	11:20:35.384	1:05.080	+1.472	20.403	20.096	24.581
19	11:24:44.710	1:04.187	+0.970	20.156	20.241	23.790	16	11:21:39.425	1:04.041	+0.433	19.992	19.994	24.055
20	11:25:48.808	1:04.098	+0.881	20.191	20.100	23.807	17	11:22:43.746	1:04.321	+0.713	20.264	20.174	23.883
21	11:26:53.008	1:04.200	+0.983	20.365	20.069	23.766	18	11:23:47.885	1:04.139	+0.531	19.991	20.377	23.771
(49) Niels-Ejnar Rytter							19	11:24:52.147	1:04.262	+0.654	20.101	20.188	23.973
1	11:05:36.492	1:07.731	+4.239	22.835	20.703	24.193	20	11:25:56.986	1:04.839	+1.231	19.937	20.115	24.787
2	11:06:40.640	1:04.148	+0.656	20.252	20.083	23.813	21	11:27:01.667	1:04.681	+1.073	20.116	20.294	24.271
3	11:07:44.902	1:04.262	+0.770	20.255	20.072	23.935	(78) Kimmy Larsson						
4	11:08:48.957	1:04.055	+0.563	20.384	19.884	23.787	1	11:05:37.880	1:08.659	+4.307	23.454	20.967	24.238
5	11:09:52.800	1:03.843	+0.351	20.310	19.961	23.572	2	11:06:43.135	1:05.255	+0.903	20.599	20.737	23.919
6	11:10:56.292	1:03.492		20.046	19.876	23.570	3	11:07:47.777	1:04.642	+0.290	20.436	20.140	24.066
7	11:12:00.103	1:03.811	+0.319	20.194	19.933	23.684	4	11:08:53.272	1:05.495	+1.143	20.979	20.657	23.859
8	11:13:03.893	1:03.790	+0.298	20.234	19.854	23.702	5	11:09:57.699	1:04.427	+0.075	20.210	20.186	24.031
9	11:14:07.883	1:03.990	+0.498	20.295	19.954	23.741	6	11:11:02.051	1:04.352		20.173	20.338	23.841
10	11:15:11.747	1:03.864	+0.372	20.216	19.929	23.719	7	11:12:06.416	1:04.365	+0.013	20.272	20.328	23.765
11	11:16:15.868	1:04.121	+0.629	20.210	19.992	23.919	8	11:13:10.899	1:04.483	+0.131	20.346	20.218	23.919
12	11:17:20.418	1:04.550	+1.058	20.538	20.218	23.794	9	11:14:15.332	1:04.433	+0.081	20.116	20.407	23.910
13	11:18:24.797	1:04.379	+0.887	20.493	20.097	23.789	10	11:15:20.133	1:04.801	+0.449	20.325	20.403	24.073
14	11:19:28.963	1:04.166	+0.674	20.354	20.026	23.786	11	11:16:25.199	1:05.066	+0.714	20.517	20.362	24.187
15	11:20:33.585	1:04.622	+1.130	20.447	20.143	24.032	12	11:17:30.050	1:04.851	+0.499	20.423	20.300	24.128
16	11:21:38.096	1:04.511	+1.019	20.408	20.180	23.923	13	11:18:35.205	1:05.155	+0.803	20.523	20.605	24.027
17	11:22:42.351	1:04.255	+0.763	20.221	20.269	23.765	14	11:19:39.944	1:04.739	+0.387	20.300	20.318	24.121
18	11:23:46.860	1:04.509	+1.017	20.355	20.312	23.842	15	11:20:45.678	1:05.734	+1.382	20.355	20.647	24.732
19	11:24:50.896	1:04.036	+0.544	20.177	20.113	23.746	16	11:21:50.713	1:05.035	+0.683	20.625	20.435	23.975
20	11:25:54.975	1:04.079	+0.587	20.351	19.989	23.739	17	11:22:55.899	1:05.186	+0.834	20.466	20.518	24.202
21	11:26:59.092	1:04.117	+0.625	20.117	20.146	23.854	18	11:24:00.674	1:04.775	+0.423	20.264	20.531	23.980
(70) Mathias Storbark							19	11:25:05.948	1:05.274	+0.922	20.384	20.523	24.367
1	11:05:37.313	1:08.836	+5.499	23.814	20.856	24.166	20	11:26:11.466	1:05.518	+1.166	20.518	20.758	24.242
2	11:06:43.460	1:06.147	+2.810	20.881	21.349	23.917	21	11:27:16.527	1:05.061	+0.709	20.336	20.501	24.224
3	11:07:47.867	1:04.407	+1.070	20.379	20.359	23.669	(80) Jonathan Andersson						
4	11:08:52.851	1:04.984	+1.647	20.595	20.519	23.870	1	11:05:39.074	1:09.454	+4.667	23.394	21.117	24.943
5	11:09:56.777	1:03.926	+0.589	20.112	20.096	23.718	2	11:06:44.992	1:05.918	+1.131	20.737	20.582	24.599
6	11:11:00.545	1:03.768	+0.431	20.035	20.039	23.694	3	11:07:50.185	1:05.193	+0.406	20.222	20.471	24.500
7	11:12:04.113	1:03.568	+0.231	19.967	19.918	23.683	4	11:08:55.595	1:05.410	+0.623	20.402	20.575	24.433
8	11:13:07.906	1:03.793	+0.456	20.075	19.963	23.755	5	11:10:00.382	1:04.787		20.097	20.380	24.310
9	11:14:11.586	1:03.680	+0.343	19.998	20.109	23.573	6	11:11:05.380	1:04.998	+0.211	20.270	20.390	24.338
10	11:15:15.126	1:03.540	+0.203	20.003	20.059	23.478	7	11:12:10.278	1:04.898	+0.111	20.245	20.455	24.198
11	11:16:18.463	1:03.337		19.928	19.858	23.551	8	11:13:15.699	1:05.421	+0.634	20.462	20.490	24.469
12	11:17:22.624	1:04.161	+0.824	20.228	20.126	23.807	9	11:14:21.061	1:05.362	+0.575	20.238	20.635	24.489



Dansk Racing 2012

Formel Ford

Sturup Raceway 2,087 Km

Heat 2

2012-09-02 11:00

Race (20:00 and 1 Laps) started at 11:04:26

Lap	Time of Day	Lap Tm	Diff	S1 Tm	S2 Tm	S3 Tm	Lap	Time of Day	Lap Tm	Diff	S1 Tm	S2 Tm	S3 Tm
10	11:15:26.384	1:05.323	+0.536	20.306	20.623	24.394	10	11:16:01.368	1:08.082	+1.421	21.629		
11	11:16:31.648	1:05.264	+0.477	20.457	20.479	24.328	11	11:17:20.270	1:18.902	+12.241	21.003		
12	11:17:36.831	1:05.183	+0.396	20.285	20.519	24.379	12	11:18:28.329	1:08.059	+1.398	21.602	21.195	25.262
13	11:18:42.020	1:05.189	+0.402	20.291	20.359	24.539	13	11:19:35.664	1:07.335	+0.674	21.127	21.458	24.750
14	11:19:47.436	1:05.416	+0.629	20.305	20.523	24.588	14	11:21:00.573	1:24.909	+18.248	21.416		
15	11:20:52.783	1:05.347	+0.560	20.239	20.569	24.539	15	11:22:10.819	1:10.246	+3.585	23.489		
16	11:21:57.982	1:05.199	+0.412	20.236	20.306	24.657	16	11:23:19.123	1:08.304	+1.643	21.804		
17	11:21:53.531	1:05.549	+0.762	20.397	20.580	24.572	17	11:24:28.648	1:09.525	+2.864	21.208	21.767	26.550
18	11:24:09.327	1:05.796	+1.009	20.334	20.235	25.227	18	11:25:36.549	1:07.901	+1.240	21.494		
19	11:25:15.205	1:05.878	+1.091	20.746	20.669	24.463	19	11:26:44.422	1:07.873	+1.212	21.076	21.357	25.440
20	11:26:21.027	1:05.822	+1.035	20.374	20.693	24.755							

(88) Niclas Larsson

1	11:05:39.973	1:09.849	+4.561	23.752	21.465	24.632
2	11:06:46.145	1:06.172	+0.884	21.017	20.803	24.352
3	11:07:51.433	1:05.288		20.672	20.574	24.042
4	11:08:57.142	1:05.709	+0.421	20.890	20.550	24.269
5	11:10:02.749	1:05.607	+0.319	20.706	20.803	24.098
6	11:11:08.796	1:06.047	+0.759	20.899	20.957	24.191
7	11:12:15.252	1:06.456	+1.168	20.919	21.237	24.300
8	11:13:21.467	1:06.215	+0.927	21.378	20.822	24.015
9	11:14:28.743	1:07.276	+1.988	21.313	21.411	24.552
10	11:15:35.149	1:06.406	+1.118	21.301	20.850	24.255
11	11:16:41.572	1:06.423	+1.135	21.132	21.057	24.234
12	11:17:48.352	1:06.780	+1.492	21.394	21.152	24.234
13	11:18:56.695	1:08.343	+3.055	21.632	21.623	25.088
14	11:20:07.440	1:10.745	+5.457	25.053	21.271	24.421
15	11:21:15.179	1:07.739	+2.451	21.344	21.265	25.130
16	11:22:22.583	1:07.404	+2.116	21.357	21.335	24.712
17	11:23:31.612	1:09.029	+3.741	21.604	22.474	24.951
18	11:24:40.297	1:08.685	+3.397	21.575	22.455	24.655
19	11:25:47.841	1:07.544	+2.256	21.461	21.461	24.622
20	11:26:56.284	1:08.443	+3.155	22.511	21.172	24.760

(87) Ulf Larsson

1	11:05:42.274	1:11.758	+3.516	24.531	21.873	25.354
2	11:06:50.516	1:08.242		21.776	21.377	25.089
3	11:08:01.079	1:10.563	+2.321	23.183	22.178	25.202
4	11:09:10.402	1:09.323	+1.081	22.299	21.875	25.149
5	11:10:19.518	1:09.116	+0.874	22.101	22.095	24.920
6	11:11:28.543	1:09.025	+0.783	22.253	22.006	24.766
7	11:12:38.711	1:10.168	+1.926	22.218	22.817	25.133
8	11:13:50.793	1:12.082	+3.840	21.992	21.983	28.107
9	11:15:01.479	1:10.686	+2.444	22.834	22.299	25.553
10	11:16:13.151	1:11.672	+3.430	22.955	22.850	25.867
11	11:17:25.144	1:11.993	+3.751	22.221	24.152	25.620
12	11:18:37.013	1:11.869	+3.627	22.837	23.754	25.278
13	11:19:48.777	1:11.764	+3.522	22.859	23.002	25.903
14	11:20:59.209	1:10.432	+2.190	22.763	22.255	25.414
15	11:22:09.629	1:10.420	+2.178	23.478	21.978	24.964
16	11:23:21.222	1:11.593	+3.351	23.444	21.918	26.231
17	11:24:30.533	1:09.311	+1.069	22.728	21.792	24.791
18	11:25:40.103	1:09.570	+1.328	22.254	21.959	25.357
19	11:26:50.866	1:10.763	+2.521	23.145	22.042	25.576

(57) Frank Mortensen

1	11:05:39.416	1:09.908	+5.443	23.953	21.326	24.629
2	11:06:45.116	1:05.700	+1.235	20.845	20.616	24.239
3	11:07:50.391	1:05.275	+0.810	20.601	20.508	24.166
4	11:08:55.716	1:05.325	+0.860	20.569	20.395	24.361
5	11:10:00.691	1:04.975	+0.510	20.367	20.375	24.233
6	11:11:05.509	1:04.818	+0.353	20.356	20.383	24.079
7	11:12:11.465	1:05.956	+1.491	20.440	20.301	25.215
8	11:13:16.418	1:04.953	+0.488	20.539	20.566	23.848
9	11:14:46.190	1:29.772	+25.307	20.175	20.482	49.115
10	11:16:03.794	1:17.604	+13.139	30.780	22.150	24.674
11	11:17:09.877	1:06.083	+1.618	20.922	20.592	24.569
12	11:18:17.712	1:07.835	+3.370	21.009	22.501	24.325
13	11:19:24.706	1:06.994	+2.529	20.859	20.912	25.223
14	11:20:29.562	1:04.856	+0.391	20.517	20.451	23.888
15	11:21:34.186	1:04.624	+0.159	20.336	20.365	23.923
16	11:22:38.797	1:04.611	+0.146	20.289	20.303	24.019
17	11:23:43.963	1:05.166	+0.701	20.243	20.833	24.090
18	11:24:48.451	1:04.488	+0.023	20.254	20.269	23.965
19	11:25:52.916	1:04.465		20.101	20.435	23.929
20	11:26:57.923	1:05.007	+0.542	20.421	20.376	24.210

(7) Niklas Dall Knudsen

1	11:05:32.535	1:04.949	+3.815	21.647	20.105	23.197
2	11:06:35.734	1:03.199	+2.065	19.671	19.790	23.738
3	11:07:38.269	1:02.535	+1.401	19.576	19.845	23.114
4	11:08:39.949	1:01.680	+0.546	19.409	19.389	22.882
5	11:09:41.775	1:01.826	+0.692	19.194	19.930	22.702
6	11:10:42.909	1:01.134		19.004	19.361	22.769
7	11:11:44.734	1:01.825	+0.691	19.250	19.657	22.918
p8	11:12:46.917	1:02.183	+1.049	19.142	19.495	
9	11:14:02.008	1:15.091	+13.957	19.585		23.092
10	11:15:03.892	1:01.884	+0.750	19.347	19.572	22.965
11	11:16:06.295	1:02.403	+1.269	19.767	19.704	22.932
12	11:17:11.874	1:05.579	+4.445	20.562	21.714	23.303
13	11:18:14.558	1:02.684	+1.550	19.476	20.106	23.102
p14	11:19:19.113	1:04.555	+3.421	20.726	20.492	

(79) Kasper Bundgaard

1	11:05:41.349	1:10.499	+3.838	23.638	22.099	24.762
2	11:06:48.852	1:07.503	+0.842	21.180		
3	11:08:07.821	1:18.969	+12.308	32.129	21.923	24.917
4	11:09:15.802	1:07.981	+1.320	21.723		
5	11:10:22.812	1:07.010	+0.349	21.083		
6	11:11:30.113	1:07.301	+0.640	21.232		
7	11:12:38.350	1:08.237	+1.576	21.170		
8	11:13:45.011	1:06.661		21.182	20.951	24.528
9	11:14:53.286	1:08.275	+1.614	21.094	21.800	25.381



Dansk Racing 2012


Formel Ford

Sturup Raceway 2,087 Km

Heta 3

2012-09-02 13:15

Race (20:00 and 1 Laps)



POLE POSITION

	1	2
1	7 Niklas Dall Knudsen 1:01.134	60 Nicolai Sylvest 1:01.375
2	8 Michael Markussen 1:01.422	61 Lasse Sørensen 1:01.554
3	6 Morten Dons 1:01.612	11 Joakim Darbom 1:01.738
4	117 Mikkel O. Pedersen 1:02.921	99 Nicolaj Jacobsen 1:03.217
5	70 Mathias Storbank 1:03.337	49 Niels-Ejnar Rytter 1:03.492
6	89 Mikkel Byrialsen 1:03.608	78 Kimmy Larsson 1:04.352
7	57 Frank Mortensen 1:04.465	80 Jonathan Andersson 1:04.787
8	88 Niclas Larsson 1:05.288	79 Kasper Bundgaard 1:06.661
9	87 Ulf Larsson 1:08.242	77 Sander Wichmann Mortensen



Dansk Racing 2012

Formel Ford

Sturup Raceway 2,087 Km

Heat 3 -NEW-

2012-09-02 13:15

Race (20:00 and 1 Laps) started at 13:18:51

Pos	No.	Name	Entrant	Make	Nat./Club	Total Tm	Laps	Diff	Best Tm	Ø km/h
1	7	Niklas Dall Knudsen	RS Competition	Aquila FD1	DEN-MS Sønderjylland	21:30.645	19		1:01.479	110,604
2	8	Michael Markussen	RS Competition	Aquila FD1	DEN-MS Sønderjylland	21:32.484	19	1.839	1:01.253	110,447
3	6	Morten Dons	DP Engineering	Van Diemen RF06	DEN-TMSK	21:47.112	19	16.467	1:02.163	109,211
4	61	Lasse Sørensen	Fluid Motorsport	Van Diemen DP08	DEN-99	21:48.462	19	17.817	1:02.123	109,098
5	70	Mathias Storbak		Van Diemen RF97	DEN-13	22:10.492	19	39.847	1:04.621	107,292
6	57	Frank Mortensen	SuperSonic MotorSport	RAY	DEN-DARC	22:15.470	19	44.825	1:04.360	106,892
7	80	Jonathan Andersson		Mygale SJ99	SWE-Falkenbergs MK	22:16.238	19	45.593	1:05.138	106,830
8	78	Kimmy Larsson		Van Diemen	SWE-SKRC	22:18.377	19	47.732	1:05.064	106,660
9	88	Niclas Larsson	Mattssons Fasteners	Van Diemen RF03	SWE-ARC	22:37.247	19	1:06.602	1:06.787	105,177
10	87	Ulf Larsson		Tatuus Ford Zetec	SWE-Ulricehamns MK	22:38.101	19	1:07.456	1:06.452	105,111
11	117	Mikkel O. Pedersen		Zetec	DEN-Tmsk	21:31.441	18	1 Lap	1:03.466	104,718
12	89	Mikkel Byrialsen		Aquila FZ1	DEN-DARC	19:17.394	15	4 Laps	1:04.631	97,372

Not classified (75% = 14 Laps)

DNF	11	Joakim Darbom	Darbom Racing	Van Diemen	SWE-Linköping MS	15:27.867	13	DNF	1:02.256	105,265
DNF	60	Nicolai Sylvest	Fluid Motorsport	Van Diemen DP08	DEN-27	12:18.256	10	DNF	1:02.174	101,770
DNF	99	Nicolaj Jacobsen		Van Diemen	DEN-046 DARC	12:19.759	10	DNF	1:03.384	101,563
DNF	49	Niels-Ejnar Rytter		RAY GR08	DEN-006 DMKA	11:17.236	9	DNF	1:03.772	99,845
DNF	79	Kasper Bundgaard		Aquila	DEN-Viby	3:34.119	3	DNF	1:08.902	105,267
DNS	77	Sander Wichmann Mortensen	SuperSonic MotorSport	Van Diemen RF97	DEN-DARC			DNS		-

Announcements

Weather: sunny 18 degrees, dry track

These results are provisional until the conclusion of any judicial and technical matters

Started: 17 Classified: 12 Not classified: 5

No. 61 time penalty 5 sec.

Margin of Victory	Ø km/h	Best Lap Tm	km/h	Best Lap by
1.839	110,604	1:01.253	122,658	8 - Michael Markussen

Official Timing www.motorsport-events.se

Orbits

Timekeeping Ingrid Wagner:

Clerk of the course Else Nilsson:

www.mylaps.com

Steward Mikael Karlstedt:

Secretary of the meeting Gunilla Zelander:

Licensed to: Motorsport Events

Printed: 2012-09-02 14:16:06



Dansk Racing 2012

Formel Ford

Sturup Raceway 2,087 Km

Heat 3 -NEW-

2012-09-02 13:15

Race (20:00 and 1 Laps) started at 13:18:51

Pos	No.	Name	Entrant	Make	Nat./Club	Total Tm	Laps	Diff	Best Tm	Ø km/h
Formel Ford 2012-Duratec										
1	7	Niklas Dall Knudsen	RS Competition	Aquila FD1	DEN-MS Sønderjylland	21:30.645	19		1:01.479	110,604
2	8	Michael Markussen	RS Competition	Aquila FD1	DEN-MS Sønderjylland	21:32.484	19	1.839	1:01.253	110,447
3	6	Morten Dons	DP Engineering	Van Diemen RF06	DEN-TMSK	21:47.112	19	16.467	1:02.163	109,211
4	61	Lasse Sørensen	Fluid Motorsport	Van Diemen DP08	DEN-99	21:48.462	19	17.817	1:02.123	109,098
5	57	Frank Mortensen	SuperSonic MotorSport	RAY	DEN-DARC	22:15.470	19	44.825	1:04.360	106,892
Not classified (75% = 14 Laps)										
DNF	11	Joakim Darbom	Darbom Racing	Van Diemen	SWE-Linköping MS	15:27.867	13	DNF	1:02.256	105,265
DNF	60	Nicolai Sylvest	Fluid Motorsport	Van Diemen DP08	DEN-27	12:18.256	10	DNF	1:02.174	101,770
DNF	49	Niels-Ejnar Rytter		RAY GR08	DEN-006 DMKA	11:17.236	9	DNF	1:03.772	99,845
Formel Ford 2012-Zetec										
1	70	Mathias Storbank		Van Diemen RF97	DEN-13	22:10.492	19		1:04.621	107,292
2	80	Jonathan Andersson		Mygale SJ99	SWE-Falkenbergs MK	22:16.238	19	5.746	1:05.138	106,830
3	78	Kimmy Larsson		Van Diemen	SWE-SKRC	22:18.377	19	7.885	1:05.064	106,660
4	88	Niclas Larsson	Mattssons Fasteners	Van Diemen RF03	SWE-ARC	22:37.247	19	26.755	1:06.787	105,177
5	87	Ulf Larsson		Tatus Ford Zetec	SWE-Ulricehamns MK	22:38.101	19	27.609	1:06.452	105,111
6	117	Mikkel O. Pedersen		Zetec	DEN-Tmsk	21:31.441	18	1 Lap	1:03.466	104,718
7	89	Mikkel Byrialsen		Aquila FZ1	DEN-DARC	19:17.394	15	4 Laps	1:04.631	97,372
Not classified (75% = 14 Laps)										
DNF	99	Nicolaj Jacobsen		Van Diemen	DEN-046 DARC	12:19.759	10	DNF	1:03.384	101,563
DNF	79	Kasper Bundgaard		Aquila	DEN-Viby	3:34.119	3	DNF	1:08.902	105,267
DNS	77	Sander Wichmann Mortensen	SuperSonic MotorSport	Van Diemen RF97	DEN-DARC			DNS		-

Announcements

Weather: sunny 18 degrees, dry track

These results are provisional until the conclusion of any judicial and technical matters

Started: 17 Classified: 12 Not classified: 5

No. 61 time penalty 5 sec.

Margin of Victory	Ø km/h	Best Lap Tm	km/h	Best Lap by
1.839	110,604	1:01.253	122,658	8 - Michael Markussen



Dansk Racing 2012

Formel Ford

Sturup Raceway 2,087 Km

Heat 3

2012-09-02 13:15

Race (20:00 and 1 Laps) started at 13:18:51

Lap	Time of Day	Lap Tm	Diff	S1 Tm	S2 Tm	S3 Tm
(7) Niklas Dall Knudsen						
1	13:19:58.504	1:06.866	+5.387	22.766	20.132	23.968
2	13:21:01.579	1:03.075	+1.596	19.557	20.503	23.015
3	13:22:03.683	1:02.104	+0.625	19.359	19.885	22.860
4	13:23:05.326	1:01.643	+0.164	19.280	19.438	22.925
5	13:24:06.872	1:01.546	+0.067	19.225	19.406	22.915
6	13:25:23.451	1:16.579	+15.100	19.733	19.878	36.968
7	13:27:06.900	1:43.449	+41.970	43.484	28.651	31.314
8	13:28:43.083	1:36.183	+34.704	33.588	28.835	33.760
9	13:30:05.150	1:22.067	+20.588	25.851	26.139	30.077
10	13:31:06.998	1:01.848	+0.369	19.377	19.534	22.937
11	13:32:08.477	1:01.479		19.134	19.491	22.854
12	13:33:10.359	1:01.882	+0.403	19.063	19.930	22.889
13	13:34:11.943	1:01.584	+0.105	19.242	19.446	22.896
14	13:35:13.615	1:01.672	+0.193	19.126	19.528	23.018
15	13:36:15.382	1:01.767	+0.288	19.187	19.562	23.018
16	13:37:16.986	1:01.604	+0.125	19.112	19.567	22.925
17	13:38:18.660	1:01.674	+0.195	19.169	19.440	23.065
18	13:39:20.271	1:01.611	+0.132	19.093	19.579	22.939
19	13:40:22.283	1:02.012	+0.533	19.260	19.522	23.230

(8) Michael Markussen						
1	13:19:58.762	1:06.303	+5.050	22.222	20.099	23.982
2	13:21:03.022	1:04.260	+3.007	19.714	20.753	23.793
3	13:22:05.723	1:02.701	+1.448	19.702	20.259	22.740
4	13:23:07.709	1:01.986	+0.733	19.376	19.371	23.239
5	13:24:09.459	1:01.750	+0.497	19.427	19.418	22.905
6	13:25:36.686	1:27.227	+25.974	30.817	33.092	23.318
7	13:27:07.362	1:30.676	+29.423	30.735	29.011	30.930
8	13:28:43.920	1:36.558	+35.305	33.672	28.882	34.004
9	13:30:05.404	1:21.484	+20.231	25.548	26.231	29.705
10	13:31:07.488	1:02.084	+0.831	19.555	19.443	23.086
11	13:32:08.791	1:01.303	+0.050	19.131	19.330	22.842
12	13:33:11.029	1:02.238	+0.985	19.088	20.243	22.907
13	13:34:12.282	1:01.253		19.144	19.280	22.829
14	13:35:13.836	1:01.554	+0.301	19.110	19.517	22.927
15	13:36:15.617	1:01.781	+0.528	19.279	19.472	23.030
16	13:37:17.365	1:01.748	+0.495	19.237	19.472	23.039
17	13:38:18.941	1:01.576	+0.323	19.201	19.491	22.884
18	13:39:20.921	1:01.980	+0.727	19.211	19.547	23.222
19	13:40:24.122	1:03.201	+1.948	19.727	19.909	23.565

(61) Lasse Sørensen						
1	13:19:59.713	1:06.419	+4.296	22.183	20.157	24.079
2	13:21:04.137	1:04.424	+2.301	19.902	20.176	24.346
3	13:22:07.024	1:02.887	+0.764	19.893	19.637	23.357
4	13:23:09.147	1:02.123		19.562	19.355	23.206
5	13:24:11.437	1:02.290	+0.167	19.498	19.580	23.212
6	13:25:39.703	1:28.266	+26.143	31.457	32.425	24.384
7	13:27:09.347	1:29.644	+27.521	30.429	28.741	30.474
8	13:28:46.505	1:37.158	+35.035	34.475	29.616	33.067
9	13:30:07.253	1:20.748	+18.625	26.313	26.077	28.358
10	13:31:10.295	1:03.042	+0.919	19.656	19.481	23.905
11	13:32:13.063	1:02.768	+0.645	19.608	19.455	23.705
12	13:33:15.867	1:02.804	+0.681	19.713	19.938	23.153
13	13:34:19.002	1:03.135	+1.012	19.821	19.837	23.477
14	13:35:21.465	1:02.463	+0.340	19.623	19.411	23.429
15	13:36:24.572	1:03.107	+0.984	19.607	19.864	23.636
16	13:37:27.777	1:03.205	+1.082	19.854	20.106	23.245
17	13:38:30.030	1:02.253	+0.130	19.715	19.385	23.153
18	13:39:32.406	1:02.376	+0.253	19.642	19.415	23.319
19	13:40:35.100	1:02.694	+0.571	19.668	19.369	23.657

(6) Morten Dons						
1	13:19:59.365	1:06.342	+4.179	22.152	20.127	24.063

2	13:21:03.649	1:04.284	+2.121	19.818	20.437	24.029
3	13:22:06.675	1:03.026	+0.863	19.541	20.195	23.290
4	13:23:08.838	1:02.163		19.485	19.482	23.196
5	13:24:11.056	1:02.218	+0.055	19.382	19.579	23.257
6	13:25:39.364	1:28.308	+26.145	31.056	32.578	24.674
7	13:27:08.832	1:29.468	+27.305	29.910	28.841	30.717
8	13:28:45.872	1:37.040	+34.877	34.270	29.665	33.105
9	13:30:06.864	1:20.992	+18.829	26.388	26.048	28.556
10	13:31:10.010	1:03.146	+0.983	19.630	19.742	23.774
11	13:32:12.857	1:02.847	+0.684	19.606	19.756	23.485
12	13:33:15.671	1:02.814	+0.651	19.735	19.870	23.209
13	13:34:18.579	1:02.908	+0.745	19.827	19.823	23.258
14	13:35:21.173	1:02.594	+0.431	19.597	19.710	23.287
15	13:36:24.405	1:03.232	+1.069	19.693	19.903	23.636
16	13:37:28.538	1:04.133	+1.970	19.812	20.628	23.693
17	13:38:31.533	1:02.995	+0.832	19.601	19.806	23.588
18	13:39:35.187	1:03.654	+1.491	19.907	20.021	23.726
19	13:40:38.750	1:03.563	+1.400	19.938	19.907	23.718

(70) Mathias Storbak						
1	13:20:01.989	1:08.022	+3.401	23.000	20.948	24.074
2	13:21:07.558	1:05.569	+0.948	20.696	20.726	24.147
3	13:22:13.420	1:05.862	+1.241	21.074	20.667	24.121
4	13:23:18.041	1:04.621		20.388	20.363	23.870
5	13:24:22.927	1:04.886	+0.265	20.480	20.487	23.919
6	13:25:47.843	1:24.916	+20.295	26.118	32.873	25.925
7	13:27:14.594	1:26.751	+22.130	28.776	28.576	29.399
8	13:28:51.219	1:36.625	+32.004	35.549	29.064	32.012
9	13:30:09.485	1:18.266	+13.645	27.371	24.293	26.602
10	13:31:14.288	1:04.803	+0.182	20.745	20.285	23.773
11	13:32:18.995	1:04.707	+0.086	20.350	20.542	23.815
12	13:33:24.309	1:05.314	+0.693	20.690	20.672	23.952
13	13:34:28.947	1:04.638	+0.017	20.560	20.235	23.843
14	13:35:33.610	1:04.663	+0.042	20.506	20.438	23.719
15	13:36:38.776	1:05.166	+0.545	20.529	20.591	24.046
16	13:37:44.130	1:05.354	+0.733	20.756	20.628	23.970
17	13:38:49.237	1:05.107	+0.486	20.600	20.489	24.018
18	13:39:54.771	1:05.534	+0.913	21.007	20.495	24.032
19	13:41:02.130	1:07.359	+2.738	21.445	21.140	24.774

(57) Frank Mortensen						
1	13:20:05.172	1:10.502	+6.142	23.731	21.260	25.511
2	13:21:10.554	1:05.382	+1.022	20.523	20.832	24.027
3	13:22:15.110	1:04.556	+0.196	20.362	20.341	23.853
4	13:23:19.763	1:04.653	+0.293	20.119	20.475	24.059
5	13:24:24.123	1:04.360		20.311	20.181	23.868
6	13:25:50.158	1:26.035	+21.675	26.004	33.184	26.847
7	13:27:15.744	1:25.586	+21.226	27.633	28.531	29.422
8	13:28:52.971	1:37.227	+32.867	35.516	29.363	32.348
9	13:30:10.584	1:17.613	+13.253	26.557	24.208	26.848
10	13:31:15.921	1:05.337	+0.977	20.134	21.154	24.049
11	13:32:21.957	1:06.036	+1.676	20.662	20.957	24.780
12	13:33:27.330	1:05.373	+1.013	20.427	20.966	23.980
13	13:34:32.924	1:05.594	+1.234	20.701	20.638	24.255
14	13:35:38.445	1:05.521	+1.161	20.699	20.679	24.143
15	13:36:43.480	1:05.035	+0.675	20.510	20.409	24.116
16	13:37:49.021	1:05.541	+1.181	20.597	20.641	24.303
17	13:38:55.079	1:06.058	+1.698	20.691	20.846	24.521
18	13:40:00.637	1:05.558	+1.198	20.869	20.530	24.159
19	13:41:07.108	1:06.471	+2.111	21.050	20.937	24.484

(80) Jonathan Andersson						
1	13:20:05.367	1:10.037	+4.899	23.402	21.402	25.233
2	13:21:12.041	1:06.674	+1.536	21.018	20.927	24.729
3	13:22:18.004	1:05.963	+0.825	20.717	20.607	24.639
4	13:23:23.703	1:05.699	+0.561	20.579	20.645	24.475



Dansk Racing 2012

Formel Ford

Sturup Raceway 2,087 Km

Heat 3

2012-09-02 13:15

Race (20:00 and 1 Laps) started at 13:18:51

Lap	Time of Day	Lap Tm	Diff	S1 Tm	S2 Tm	S3 Tm	Lap	Time of Day	Lap Tm	Diff	S1 Tm	S2 Tm	S3 Tm
5	13:24:28.878	1:05.175	+0.037	20.419	20.544	24.212	8	13:28:56.948	1:36.797	+30.345	35.882	29.266	31.649
6	13:25:50.448	1:21.570	+16.432	21.969	33.331	26.270	9	13:30:14.943	1:17.995	+11.543	27.992	22.376	27.627
7	13:27:16.558	1:26.110	+20.972	28.201	28.288	29.621	10	13:31:22.248	1:07.305	+0.853	21.537	21.243	24.525
8	13:28:53.896	1:37.338	+32.200	35.215	30.136	31.987	11	13:32:29.916	1:07.668	+1.216	21.351	21.380	24.937
9	13:30:11.354	1:17.458	+12.320	26.350	23.856	27.252	12	13:33:37.743	1:07.827	+1.375	21.462	21.623	24.742
10	13:31:16.492	1:05.138		20.295	20.558	24.285	13	13:34:45.377	1:07.634	+1.182	21.664	21.327	24.643
11	13:32:22.548	1:06.056	+0.918	20.636	20.803	24.617	14	13:35:52.740	1:07.363	+0.911	21.375	21.408	24.580
12	13:33:28.405	1:05.857	+0.719	20.399	21.007	24.451	15	13:37:00.627	1:07.887	+1.435	21.679	21.536	24.672
13	13:34:33.842	1:05.437	+0.299	20.128	21.027	24.282	16	13:38:07.926	1:07.299	+0.847	21.400	21.234	24.665
14	13:35:39.444	1:05.602	+0.464	20.664	20.570	24.368	17	13:39:14.378	1:06.452		20.929	21.061	24.462
15	13:36:45.470	1:06.026	+0.888	20.499	20.954	24.573	18	13:40:21.670	1:07.292	+0.840	21.636	21.083	24.573
16	13:37:51.441	1:05.971	+0.833	20.333	21.224	24.414	19	13:41:29.739	1:08.069	+1.617	21.609	21.470	24.990
17	13:38:56.725	1:05.284	+0.146	20.362	20.426	24.496							
18	13:40:02.459	1:05.734	+0.596	20.479	20.780	24.475							
19	13:41:07.876	1:05.417	+0.279	20.287	20.637	24.493							
(78) Kimmy Larsson													
1	13:20:10.492	1:15.716	+10.652	23.263	21.165	31.288	1	13:20:01.265	1:07.686	+4.220	22.880	20.388	24.418
2	13:21:16.966	1:06.474	+1.410	21.298	20.679	24.497	2	13:21:05.416	1:04.151	+0.685	19.968	20.047	24.136
3	13:22:23.496	1:06.530	+1.466	21.423	20.658	24.449	3	13:22:09.255	1:03.839	+0.373	19.912	20.232	23.695
4	13:23:29.974	1:06.478	+1.414	20.701	20.881	24.896	4	13:23:12.721	1:03.466		19.743	20.099	23.624
5	13:24:36.737	1:06.763	+1.699	20.889	20.839	25.035	5	13:24:16.684	1:03.963	+0.497	20.008	20.293	23.662
6	13:25:54.835	1:18.098	+13.034	22.974	29.289	25.835	6	13:25:41.931	1:25.247	+21.781	30.058	31.216	23.973
7	13:27:18.932	1:24.097	+19.033	26.068	28.833	29.196	7	13:27:11.665	1:29.734	+26.268	31.989	28.988	28.757
8	13:28:55.666	1:36.734	+31.670	34.894	30.223	31.617	8	13:28:49.541	1:37.876	+34.410	35.919	29.710	32.247
9	13:30:14.122	1:18.456	+13.392	27.425	23.401	27.630	9	13:30:08.385	1:18.844	+15.378	26.809	25.493	26.542
10	13:31:21.258	1:07.136	+2.072	21.592	21.081	24.463	10	13:31:12.081	1:03.696	+0.230	19.917	19.922	23.857
11	13:32:27.153	1:05.895	+0.831	20.716	20.948	24.231	11	13:32:24.555	1:12.474	+9.008	19.760	23.274	29.440
12	13:33:32.607	1:05.454	+0.390	20.720	20.497	24.237	12	13:33:36.842	1:12.287	+8.821	24.801	22.258	25.228
13	13:34:37.765	1:05.158	+0.094	20.410	20.514	24.234	13	13:34:46.083	1:09.241	+5.775	23.289	21.193	24.759
14	13:35:43.198	1:05.433	+0.369	20.174	20.803	24.456	14	13:35:52.990	1:06.907	+3.441	21.165	21.244	24.498
15	13:36:48.262	1:05.064		20.472	20.464	24.128	15	13:37:01.338	1:08.348	+4.882	21.554	21.638	25.156
16	13:37:53.550	1:05.288	+0.224	20.290	20.657	24.341	16	13:38:08.083	1:06.745	+3.279	21.092	20.983	24.655
17	13:38:59.050	1:05.500	+0.436	20.529	20.710	24.261	17	13:39:14.745	1:06.662	+3.196	21.128	21.009	24.525
18	13:40:04.471	1:05.421	+0.357	20.479	20.541	24.401	18	13:40:23.079	1:08.334	+4.868	21.618	20.932	25.784
19	13:41:10.015	1:05.544	+0.480	20.424	20.546	24.574							
(88) Niclas Larsson													
1	13:20:06.644	1:11.402	+4.615	24.155	21.798	25.449	1	13:20:03.409	1:08.908	+4.277	23.188	20.943	24.777
2	13:21:14.535	1:07.891	+1.104	21.456	21.408	25.027	2	13:21:08.438	1:05.029	+0.398	20.260	20.359	24.410
3	13:22:21.969	1:07.434	+0.647	21.679	21.194	24.561	3	13:22:14.031	1:05.593	+0.962	20.383	20.668	24.542
4	13:23:29.121	1:07.152	+0.365	21.448	21.062	24.642	4	13:23:18.662	1:04.631		20.146	20.465	24.020
5	13:24:36.295	1:07.174	+0.387	21.425	20.903	24.846	5	13:24:23.483	1:04.821	+0.190	20.161	20.402	24.258
6	13:25:54.141	1:17.846	+11.059	21.842	28.853	27.151	6	13:25:48.279	1:24.796	+20.165	25.941	32.786	26.069
7	13:27:18.423	1:24.282	+17.495	25.730	28.439	30.113	7	13:27:14.922	1:26.643	+22.012	28.748	28.589	29.306
8	13:28:55.136	1:36.713	+29.926	34.451	30.099	32.163	8	13:28:51.802	1:36.880	+32.249	35.687	29.160	32.033
9	13:30:13.881	1:18.745	+11.958	27.212	23.490	28.043	9	13:30:10.169	1:18.367	+13.736	27.386	24.165	26.816
10	13:31:20.906	1:07.025	+0.238	21.494	21.087	24.444	10	13:31:15.994	1:05.825	+1.194	20.264	21.176	24.385
11	13:32:28.521	1:07.615	+0.828	21.192	21.770	24.653	11	13:32:22.242	1:06.248	+1.617	20.896	20.778	24.574
12	13:33:37.020	1:08.499	+1.712	21.616	21.802	25.081	12	13:33:27.989	1:05.747	+1.116	20.397	21.018	24.332
13	13:34:44.407	1:07.387	+0.600	21.502	21.092	24.793	13	13:34:33.637	1:05.648	+1.017	20.282	20.647	24.719
14	13:35:51.194	1:06.787		21.074	21.222	24.491	14	13:35:58.778	1:25.141	+20.510	21.198	21.332	
15	13:36:58.491	1:07.297	+0.510	21.673	21.106	24.518	15	13:38:09.032	2:10.254	+1:05.623	21.193		25.031
16	13:38:05.831	1:07.340	+0.553	21.558	21.322	24.460							
17	13:39:12.908	1:07.077	+0.290	21.229	21.151	24.697							
18	13:40:20.733	1:07.825	+1.038	22.011	21.446	24.368							
19	13:41:28.885	1:08.152	+1.365	21.648	21.528	24.976							
(87) Ulf Larsson													
1	13:20:08.532	1:12.714	+6.262	24.309	22.205	26.200	1	13:20:00.750	1:06.718	+4.462	22.185	20.248	24.285
2	13:21:15.779	1:07.247	+0.795	21.368	21.061	24.818	2	13:21:04.939	1:04.189	+1.933	19.834	20.177	24.178
3	13:22:22.522	1:06.743	+0.291	21.020	21.196	24.527	3	13:22:08.107	1:03.168	+0.912	19.787	20.148	23.233
4	13:23:30.229	1:07.707	+1.255	21.215	21.128	25.364	4	13:23:10.616	1:02.509	+0.253	19.554	19.656	23.299
5	13:24:37.659	1:07.430	+0.978	21.086	21.202	25.142	5	13:24:12.872	1:02.256		19.537	19.516	23.203
6	13:25:56.704	1:19.045	+12.593	22.559	30.365	26.121	6	13:25:40.317	1:27.445	+25.189	31.477	31.868	24.100
7	13:27:20.151	1:23.447	+16.995	24.694	29.259	29.494	7	13:27:10.165	1:29.848	+27.592	31.965	28.454	29.429
							8	13:28:47.525	1:37.360	+35.104	35.308	30.051	32.001
							9	13:30:07.457	1:19.932	+17.676	26.275	26.172	27.485
							10	13:31:10.721	1:03.264	+1.008	19.746	19.589	23.929
							11	13:32:13.900	1:03.179	+0.923	20.000	19.843	23.336
							12	13:33:16.583	1:02.683	+0.427	19.691	19.739	23.253
							13	13:34:19.505	1:02.922	+0.666	19.385	19.875	23.662
							(60) Nicolai Sylvest						



Dansk Racing 2012

Formel Ford

Sturup Raceway 2,087 Km

Heat 3

2012-09-02 13:15

Race (20:00 and 1 Laps) started at 13:18:51

Lap	Time of Day	Lap Tm	Diff	S1 Tm	S2 Tm	S3 Tm	Lap	Time of Day	Lap Tm	Diff	S1 Tm	S2 Tm	S3 Tm
1	13:19:58.305	1:06.335	+4.161	22.172	20.114	24.049							
2	13:21:02.824	1:04.519	+2.345	19.849	20.876	23.794							
3	13:22:05.380	1:02.556	+0.382	19.726	19.886	22.944							
4	13:23:07.554	1:02.174		19.499	19.385	23.290							
5	13:24:09.924	1:02.370	+0.196	19.788	19.510	23.072							
6	13:25:37.264	1:27.340	+25.166	30.766	32.976	23.598							
7	13:27:07.767	1:30.503	+28.329	31.032	28.956	30.515							
8	13:28:44.384	1:36.617	+34.443	34.133	29.360	33.124							
9	13:30:06.363	1:21.979	+19.805	26.895	26.287	28.797							
10	13:31:09.894	1:03.531	+1.357	19.765	19.957	23.809							

(99) Nicolaj Jacobsen

1	13:20:00.210	1:06.570	+3.186	22.161	20.229	24.180
2	13:21:04.413	1:04.203	+0.819	20.021	20.211	23.971
3	13:22:08.906	1:04.493	+1.109	20.073	20.829	23.591
4	13:23:12.519	1:03.613	+0.229	19.886	20.125	23.602
5	13:24:16.291	1:03.772	+0.388	20.022	20.190	23.560
6	13:25:40.792	1:24.501	+21.117	29.280	31.346	23.875
7	13:27:10.910	1:30.118	+26.734	32.362	28.714	29.042
8	13:28:48.866	1:37.956	+34.572	35.814	30.040	32.102
9	13:30:08.013	1:19.147	+15.763	25.932	26.104	27.111
10	13:31:11.397	1:03.384		19.919	19.986	23.479

(49) Niels-Ejnar Rytter

1	13:20:02.604	1:08.384	+4.612	23.199	20.964	24.221
2	13:21:07.702	1:05.098	+1.326	20.280	20.676	24.142
3	13:22:12.152	1:04.450	+0.678	20.502	20.161	23.787
4	13:23:15.924	1:03.772		20.161	19.862	23.749
5	13:24:19.976	1:04.052	+0.280	20.447	19.899	23.706
6	13:25:46.892	1:26.916	+23.144	28.342	32.089	26.485
7	13:27:13.103	1:26.211	+22.439	28.679	28.492	29.040
8	13:28:50.315	1:37.212	+33.440	35.853	29.557	31.802
9	13:30:08.874	1:18.559	+14.787	27.029	25.002	26.528

(79) Kasper Bundgaard

1	13:20:07.766	1:12.296	+3.394	24.277	22.138	25.881
2	13:21:16.855	1:09.089	+0.187	21.584	21.956	25.549
3	13:22:25.757	1:08.902		22.186	21.361	25.355