



# STCC Mantorp Park

JTCC

Mantorp Park 3,106 Km

Test

2011-09-23 10:00

Practice (20:00 Time) started at 10:00:01

Pos	No.	Name	Entrant	Make	Nat./Club	Laps	Best Tm	Diff In Lap	km/h
1	50	Mattias Lindberg	PTR Svedea	MG ZR	SWE-Hässleholms N	10	1:36.503		115,868
2	17	Richard Hansson		VW Golf	SWE-SSK	12	1:36.685	0.182	115,650
3	10	Erik Jonsson	Ana Motorcentrum Racing Tear	Seat Leon	SWE-SMK Trollhättan	9	1:36.700	0.197	115,632
4	25	Johan Eriksson		Renault Megane	SWE-Karlskoga MF	10	1:36.722	0.219	115,606
5	9	Santosh Berggren	Team Bilia	Hyundai I30	SWE-Falköpings MK	10	1:36.730	0.227	115,596
6	28	Kim Andersson	Danielsson Motorsport	SEAT Leon	SWE-	8	1:37.237	0.734	114,993
7	89	Andreas Wernersson	Hansen Motorsport	Citroën C2	SWE-Lidköpings KK	10	1:37.301	0.798	114,918
8	8	Patrik Eriksson	Icekarting Sälen	VW Golf	SWE-Mora MK	10	1:37.617	1.114	114,546
9	52	Philip Frick	Frick Racing	MG ZR	SWE-Södertälje Kart R	11	1:38.378	1.875	113,660
10	27	Daniel Arlbring	Danielsson Motorsport	SEAT Leon	SWE-LMS	7	1:38.470	1.967	113,553
11	71	Linus Broström	Badatunna.se	Citroen C2	SWE-Karlskoga MF	12	1:38.785	2.282	113,191
12	99	Felix Hagström		VW Golf	SWE-KAK	11	1:38.795	2.292	113,180
13	18	Daniel Röjssel	Steen Motorsport	Ford Fiesta	SWE-SMK Dala	11	1:38.824	2.321	113,147
14	46	Erik Berggren	Erik Berggren Motorsport	MINI Cooper	SWE-GKRC Team 13	11	1:39.011	2.508	112,933
15	88	Reuben Kressner	MPS Motorsport	Citroen C2	SWE-Järfälla MK	4	1:40.465	3.962	111,298
16	77	Emma Karlsson	JK Motorsport	Peugeot 206	SWE-Tjörns MF	10	1:41.482	4.979	110,183
17	64	Sebastian Steen	Happy People Racing	Citroën C2	SWE-SMK Dala	6	1:42.406	5.903	109,189
18	14	Sanna Dreyer		Ford Fiesta	SWE-Hyllinge MS	10	1:42.699	6.196	108,877

## Announcements

Weather: sunny, 11 degrees, dry track





# STCC Mantorp Park

JTCC Mantorp Park 3,106 Km  
Test 2011-09-23 10:00  
Practice (20:00 Time) started at 10:00:02

Lap	Time of Day	Lap Tm
(50) Mattias Lindberg		
1	10:02:19.701	1:53.296
2	10:04:01.521	1:41.820
3	10:05:39.108	1:37.587
4	10:07:18.235	1:39.127
5	10:08:58.340	1:40.105
6	10:10:34.864	1:36.524
p7	10:13:45.333	3:10.469
8	10:15:44.929	1:59.596
9	10:17:22.757	1:37.828
10	10:18:59.260	1:36.503

(17) Richard Hansson		
1	10:03:36.849	1:39.915
2	10:05:15.871	1:39.022
3	10:06:54.198	1:38.327
4	10:08:32.329	1:38.131
5	10:10:11.294	1:38.965
6	10:11:48.283	1:36.989
7	10:13:24.968	1:36.685
8	10:15:01.910	1:36.942
9	10:16:39.317	1:37.407
10	10:18:16.253	1:36.936
11	10:19:53.523	1:37.270
12	10:21:30.411	1:36.888

(10) Erik Jonsson		
1	10:02:12.786	1:54.535
p2	10:05:18.035	3:05.249
3	10:07:00.259	1:42.224
4	10:08:37.611	1:37.352
5	10:10:14.800	1:37.189
6	10:11:51.500	1:36.700
7	10:13:28.233	1:36.733
8	10:15:05.145	1:36.912
9	10:16:42.277	1:37.132

(25) Johan Eriksson		
1	10:02:20.673	2:08.385
p2	10:05:12.737	2:52.064
3	10:06:56.446	1:43.709
4	10:08:33.568	1:37.122
5	10:10:16.013	1:42.445
6	10:11:52.735	1:36.722
7	10:13:29.677	1:36.942
8	10:15:06.698	1:37.021
9	10:16:43.991	1:37.293
10	10:18:23.697	1:39.706

(9) Santosh Berggren		
1	10:02:23.082	1:53.995
2	10:04:05.201	1:42.119
3	10:05:42.272	1:37.071
p4	10:09:55.464	4:13.192
5	10:11:37.318	1:41.854
6	10:13:14.048	1:36.730
7	10:14:51.056	1:37.008
p8	10:17:53.905	3:02.849
9	10:19:35.173	1:41.268
10	10:21:12.461	1:37.288

(28) Kim Andersson		
1	10:02:23.562	1:49.385
2	10:04:02.309	1:38.747
3	10:05:39.546	1:37.237

Lap	Time of Day	Lap Tm
p4	10:13:04.502	7:24.956
5	10:14:48.131	1:43.629
6	10:16:26.527	1:38.396
7	10:18:03.965	1:37.438
8	10:19:41.618	1:37.653

(89) Andreas Wernersson		
1	10:02:18.216	1:58.527
p2	10:05:50.569	3:32.353
3	10:07:38.783	1:48.214
4	10:09:17.491	1:38.708
5	10:10:55.215	1:37.724
6	10:12:32.876	1:37.661
7	10:14:10.348	1:37.472
8	10:15:48.022	1:37.674
9	10:17:25.395	1:37.373
10	10:19:02.696	1:37.301

(8) Patrik Eriksson		
1	10:02:13.370	1:56.891
2	10:03:51.738	1:38.368
3	10:05:30.474	1:38.736
4	10:07:10.045	1:39.571
5	10:08:48.185	1:38.140
6	10:10:25.802	1:37.617
p7	10:15:25.450	4:59.648
8	10:17:11.501	1:46.051
9	10:18:49.530	1:38.029
10	10:20:27.375	1:37.845

(52) Philip Frick		
1	10:02:15.654	2:00.250
2	10:03:56.791	1:41.137
3	10:05:36.379	1:39.588
4	10:07:16.317	1:39.938
5	10:08:54.806	1:38.489
6	10:10:33.401	1:38.595
7	10:12:11.779	1:38.378
p8	10:15:55.213	3:43.434
9	10:17:39.804	1:44.591
10	10:19:18.354	1:38.550
11	10:20:57.194	1:38.840

(27) Daniel Ailbring		
1	10:04:06.606	1:40.984
2	10:05:45.547	1:38.941
3	10:14:56.293	9:10.746
4	10:16:35.426	1:39.133
5	10:18:14.458	1:39.032
6	10:19:53.045	1:38.587
7	10:21:31.515	1:38.470

(71) Linus Broström		
1	10:02:06.808	1:56.699
2	10:03:51.398	1:44.590
3	10:05:34.339	1:42.941
4	10:07:17.839	1:43.500
5	10:08:59.461	1:41.622
6	10:10:39.669	1:40.208
7	10:12:20.084	1:40.415
8	10:13:59.766	1:39.682
9	10:15:39.236	1:39.470
10	10:17:18.206	1:38.970
11	10:18:57.752	1:39.546
12	10:20:36.537	1:38.785





# STCC Mantorp Park

JTCC

Mantorp Park 3,106 Km

Test

2011-09-23 10:00

Practice (20:00 Time) started at 10:00:02

Lap	Time of Day	Lap Tm
(99) Felix Hagström		
1	10:02:03.310	1:57.216
2	10:03:46.587	1:43.277
3	10:05:27.199	1:40.612
4	10:07:06.983	1:39.784
5	10:08:46.552	1:39.569
6	10:10:26.245	1:39.693
p7	10:13:38.218	3:11.973
8	10:15:24.702	1:46.484
9	10:17:03.978	1:39.276
10	10:18:42.773	<b>1:38.795</b>
11	10:20:22.509	1:39.736

(18) Daniel Röjssel		
1	10:02:22.993	2:01.510
2	10:04:18.090	1:55.097
3	10:05:58.795	1:40.705
p4	10:09:06.772	3:07.977
5	10:10:51.751	1:44.979
6	10:12:31.693	1:39.942
7	10:14:11.854	1:40.161
8	10:15:51.100	1:39.246
9	10:17:30.298	1:39.198
10	10:19:09.122	<b>1:38.824</b>
11	10:20:48.097	1:38.975

(46) Erik Berggren		
1	10:02:07.785	1:54.340
2	10:03:49.246	1:41.461
3	10:05:30.724	1:41.478
4	10:07:10.652	1:39.928
5	10:08:49.663	<b>1:39.011</b>
6	10:10:28.779	1:39.116
7	10:12:08.101	1:39.322
8	10:13:47.757	1:39.656
9	10:15:27.420	1:39.663
10	10:17:06.774	1:39.354
11	10:18:46.143	1:39.369

(88) Reuben Kressner		
1	10:02:32.847	2:09.893
2	10:04:16.103	1:43.256
3	10:05:56.568	<b>1:40.465</b>
4	10:07:38.482	1:41.914

(77) Emma Karlsson		
1	10:03:49.036	1:47.510
2	10:05:33.724	1:44.688
3	10:07:19.790	1:46.066
4	10:09:03.260	1:43.470
5	10:10:46.857	1:43.597
p6	10:13:52.839	3:05.982
7	10:15:40.739	1:47.900
8	10:17:23.540	1:42.801
9	10:19:05.022	<b>1:41.482</b>
10	10:20:47.434	1:42.412

(64) Sebastian Steen		
1	10:03:46.461	1:44.421
2	10:05:28.867	<b>1:42.406</b>
3	10:07:11.398	1:42.531
p4	10:11:40.497	4:29.099
5	10:13:41.086	2:00.589
p6	10:21:47.133	8:06.047

(14) Sanna Dreyer		
-------------------	--	--

Lap	Time of Day	Lap Tm
1	10:02:31.277	2:00.397
2	10:04:20.991	1:49.714
p3	10:07:29.640	3:08.649
4	10:09:20.197	1:50.557
5	10:11:05.940	1:45.743
6	10:12:50.280	1:44.340
7	10:14:32.979	<b>1:42.699</b>
8	10:16:16.342	1:43.363
p9	10:19:33.867	3:17.525
10	10:21:23.342	1:49.475





# STCC Mantorp Park

JTCC

Mantorp Park 3,106 Km

Qualifying

2011-09-23 12:00

Qualifying (20:00 Time) started at 12:00:05

Pos	No.	Name	Entrant	Make	Nat./Club	Laps	Best Tm	Diff In Lap	km/h
1	9	Santosh Berggren	Team Bilia	Hyundai I30	SWE-Falköpings MK	4	1:36.132		2 116,315
2	28	Kim Andersson	Danielsson Motorsport	SEAT Leon	SWE-	6	1:36.166	0.034	5 116,274
3	10	Erik Jonsson	Ana Motorcentrum Racing Team	Seat Leon	SWE-SMK Trollhättan	12	1:36.455	0.323	6 115,926
4	50	Mattias Lindberg	PTR Svedea	MG ZR	SWE-Hässleholms MK	11	1:36.645	0.513	3 115,698
5	89	Andreas Wernersson	Hansen Motorsport	Citroën C2	SWE-Lidköpings KK	8	1:36.831	0.699	2 115,475
6	17	Richard Hansson		VW Golf	SWE-SSK	11	1:36.854	0.722	11 115,448
7	25	Johan Eriksson		Renault Megane	SWE-Karlskoga MF	8	1:36.937	0.805	2 115,349
8	52	Philip Frick	Frick Racing	MG ZR	SWE-Södertälje Kart R	7	1:37.585	1.453	6 114,583
9	8	Patrik Eriksson	Icekarting Sälen	VW Golf	SWE-Mora MK	2	1:37.690	1.558	2 114,460
10	88	Reuben Kressner	MPS Motorsport	Citroen C2	SWE-Järfälla MK	10	1:38.377	2.245	3 113,661
11	27	Daniel Arlbring	Danielsson Motorsport	SEAT Leon	SWE-LMS	10	1:38.419	2.287	6 113,612
12	99	Felix Hagström		VW Golf	SWE-KAK	12	1:38.461	2.329	9 113,564
13	71	Linus Broström	Badatunna.se	Citroen C2	SWE-Karlskoga MF	12	1:38.588	2.456	10 113,417
14	18	Daniel Röjssel	Steen Motorsport	Ford Fiesta	SWE-SMK Dala	10	1:38.860	2.728	5 113,105
15	46	Erik Berggren	Erik Berggren Motorsport	MINI Cooper	SWE-GKRC Team 13	10	1:39.185	3.053	2 112,735
16	77	Emma Karlsson	JK Motorsport	Peugeot 206	SWE-Tjörns MF	11	1:40.957	4.825	9 110,756
17	64	Sebastian Steen	Happy People Racing	Citroën C2	SWE-SMK Dala	6	1:42.396	6.264	6 109,200
18	14	Sanna Dreyer		Ford Fiesta	SWE-Hyllinge MS	10	1:42.737	6.605	4 108,837

## Announcements

Weather: sunny, 14 degrees, dry track

These results are provisional until the conclusion of any judicial and technical matters



# STCC Mantorp Park

JTCC

Mantorp Park 3,106 Km

Qualifying

2011-09-23 12:00

Qualifying (20:00 Time) started at 12:00:01

Lap	Time of Day	Lap Tm
(9) Santosh Berggren		
1	12:02:00.411	1:53.130
2	12:03:36.543	<b>1:36.132</b>
3	12:05:13.185	1:36.642
4	12:06:50.119	1:36.934

(28) Kim Andersson		
1	12:02:05.755	1:50.583
2	12:03:42.791	1:37.036
3	12:05:19.580	1:36.789
4	12:06:56.603	1:37.023
5	12:08:32.769	<b>1:36.166</b>
p6	12:18:42.382	10:09.613

(10) Erik Jonsson		
1	12:02:06.257	1:49.933
2	12:03:44.465	1:38.208
3	12:05:23.200	1:38.735
4	12:07:00.150	1:36.950
5	12:08:36.862	1:36.712
6	12:10:13.317	<b>1:36.455</b>
7	12:11:50.264	1:36.947
8	12:13:27.848	1:37.584
p9	12:16:14.219	2:46.371
10	12:17:55.798	1:41.579
11	12:19:33.143	1:37.345
12	12:21:10.492	1:37.349

(50) Mattias Lindberg		
1	12:02:03.972	1:52.900
2	12:03:41.544	1:37.572
3	12:05:18.189	<b>1:36.645</b>
4	12:06:54.908	1:36.719
5	12:08:31.885	1:36.977
6	12:10:11.613	1:39.728
7	12:11:48.370	1:36.757
p8	12:14:54.454	3:06.084
9	12:16:39.574	1:45.120
10	12:18:16.486	1:36.912
11	12:19:53.259	1:36.773

(89) Andreas Wernersson		
1	12:02:13.337	1:46.122
2	12:03:50.168	<b>1:36.831</b>
3	12:05:27.296	1:37.128
4	12:07:04.798	1:37.502
p5	12:13:11.680	6:06.882
6	12:14:56.885	1:45.205
7	12:16:40.732	1:43.847
8	12:18:17.747	1:37.015

(17) Richard Hansson		
1	12:02:05.157	1:52.459
2	12:03:43.748	1:38.591
3	12:05:20.975	1:37.227
4	12:06:58.624	1:37.649
5	12:08:35.496	1:36.872
6	12:10:14.875	1:39.379
7	12:11:53.096	1:38.221
8	12:13:30.716	1:37.620
p9	12:17:42.151	4:11.435
10	12:19:46.169	2:04.018
11	12:21:23.023	<b>1:36.854</b>

(25) Johan Eriksson		
---------------------	--	--

Lap	Time of Day	Lap Tm
1	12:02:48.987	2:09.724
2	12:04:25.924	<b>1:36.937</b>
3	12:06:03.137	1:37.213
p4	12:11:08.822	5:05.685
5	12:13:00.183	1:51.361
6	12:14:37.249	1:37.066
7	12:16:14.939	1:37.690
8	12:17:52.441	1:37.502

(52) Philip Frick		
1	12:02:23.216	1:48.444
2	12:04:01.118	1:37.902
3	12:05:39.320	1:38.202
p4	12:15:57.003	10:17.683
5	12:17:41.219	1:44.216
6	12:19:18.804	<b>1:37.585</b>
7	12:20:57.793	1:38.989

(8) Patrik Eriksson		
1	12:02:08.484	1:45.578
2	12:03:46.174	<b>1:37.690</b>

(88) Reuben Kressner		
1	12:02:19.981	1:49.154
2	12:04:06.569	1:46.588
3	12:05:44.946	<b>1:38.377</b>
4	12:07:23.785	1:38.839
p5	12:10:50.035	3:26.250
6	12:12:34.760	1:44.725
7	12:14:14.566	1:39.806
8	12:16:06.024	1:51.458
9	12:17:48.007	1:41.983
10	12:19:27.655	1:39.648

(27) Daniel Arlbring		
1	12:02:35.571	1:54.885
2	12:04:15.143	1:39.572
3	12:05:54.352	1:39.209
4	12:07:33.467	1:39.115
5	12:09:12.302	1:38.835
6	12:10:50.721	<b>1:38.419</b>
p7	12:15:49.664	4:58.943
8	12:17:33.152	1:43.488
9	12:19:12.121	1:38.969
10	12:20:50.581	1:38.460

(99) Felix Hagström		
1	12:02:15.329	1:49.904
2	12:03:54.894	1:39.565
3	12:05:34.778	1:39.884
4	12:07:13.987	1:39.209
5	12:08:52.495	1:38.508
p6	12:11:23.012	2:30.517
7	12:13:10.641	1:47.629
8	12:14:49.290	1:38.649
9	12:16:27.751	<b>1:38.461</b>
10	12:18:06.447	1:38.696
11	12:19:49.727	1:43.280
12	12:21:28.335	1:38.608

(71) Linus Broström		
1	12:02:19.584	1:50.209
2	12:04:00.612	1:41.028
3	12:05:42.110	1:41.498
4	12:07:22.670	1:40.560
5	12:09:02.388	1:39.718





## STCC Mantorp Park

JTCC

Mantorp Park 3,106 Km

Qualifying

2011-09-23 12:00

Qualifying (20:00 Time) started at 12:00:01

Lap	Time of Day	Lap Tm
6	12:10:41.695	1:39.307
7	12:12:21.539	1:39.844
8	12:14:00.342	1:38.803
9	12:15:39.384	1:39.042
10	12:17:17.972	<b>1:38.588</b>
11	12:18:58.430	1:40.458
12	12:20:37.239	1:38.809

Lap	Time of Day	Lap Tm
-----	-------------	--------

(18) Daniel Röjssel

1	12:02:31.185	1:58.907
2	12:04:10.739	1:39.554
3	12:05:49.653	1:38.914
4	12:07:28.868	1:39.215
5	12:09:07.728	<b>1:38.860</b>
p6	12:12:26.094	3:18.366
7	12:14:20.632	1:54.538
8	12:15:59.645	1:39.013
9	12:17:38.892	1:39.247
10	12:19:17.984	1:39.092

(46) Erik Berggren

1	12:02:09.368	1:47.385
2	12:03:48.553	<b>1:39.185</b>
3	12:05:28.237	1:39.684
4	12:07:08.386	1:40.149
p5	12:11:46.182	4:37.796
6	12:13:32.375	1:46.193
7	12:15:11.834	1:39.459
8	12:16:51.362	1:39.528
9	12:18:31.087	1:39.725
10	12:20:10.857	1:39.770

(77) Emma Karlsson

1	12:02:11.334	1:53.427
2	12:03:52.694	1:41.360
3	12:05:35.705	1:43.011
4	12:07:17.878	1:42.173
5	12:08:59.053	1:41.175
6	12:10:40.922	1:41.869
p7	12:13:15.693	2:34.771
8	12:15:01.677	1:45.984
9	12:16:42.634	<b>1:40.957</b>
10	12:18:23.838	1:41.204
11	12:20:05.067	1:41.229

(64) Sebastian Steen

1	12:03:17.637	2:57.647
2	12:05:18.175	2:00.538
p3	12:09:51.503	4:33.328
4	12:11:42.200	1:50.697
5	12:13:25.341	1:43.141
6	12:15:07.737	<b>1:42.396</b>

(14) Sanna Dreyer

1	12:03:06.171	2:29.552
2	12:04:52.105	1:45.934
3	12:06:35.843	1:43.738
4	12:08:18.580	<b>1:42.737</b>
5	12:10:01.487	1:42.907
6	12:11:45.225	1:43.738
7	12:13:29.147	1:43.922
8	12:15:12.509	1:43.362
9	12:16:55.472	1:42.963
10	12:18:40.521	1:45.049



## STCC Mantorp Park


JTCC

Mantorp Park 3,106 Km

Startgrid Heat 1

2011-09-24 10:05

Race (15:00 or 8 Laps)



POLE POSITION

Rolling Start

1

1

9 Santosh Berggren  
1:36.132

2

28 Kim Andersson  
1:36.166

2

3

10 Erik Jonsson  
1:36.455

4

50 Mattias Lindberg  
1:36.645

3

5

89 Andreas Wernersson  
1:36.831

6

17 Richard Hansson  
1:36.854

4

7

25 Johan Eriksson  
1:36.937

8

52 Philip Frick  
1:37.585

5

9

8 Patrik Eriksson  
1:37.690

10

88 Reuben Kressner  
1:38.377

6

11

27 Daniel Arlbring  
1:38.419

12

99 Felix Hagström  
1:38.461

7

13

71 Linus Broström  
1:38.588

14

18 Daniel Röjssel  
1:38.860

8

15

46 Erik Berggren  
1:39.185

16

77 Emma Karlsson  
1:40.957

9

17

64 Sebastian Steen  
1:42.396

18

14 Sanna Dreyer  
1:42.737





# STCC Mantorp Park

JTCC

Mantorp Park 3,106 Km

Heat 1 -NEW-

2011-09-24 10:05

Race (15:00 or 8 Laps) started at 10:05:59

Pos	No.	Name	Entrant	Make	Nat./Club	Total Tm	Laps	Diff	Best Tm	Ø km/h
1	9	Santosh Berggren	Team Bilia	Hyundai I30	SWE-Falköpings MK	12:54.879	8		1:36.485	115,441
2	89	Andreas Wernersson	Hansen Motorsport	Citroën C2	SWE-Lidköpings KK	13:01.292	8	6.413	1:36.666	114,493
3	17	Richard Hansson		VW Golf	SWE-SSK	13:02.946	8	8.067	1:36.374	114,252
4	25	Johan Eriksson		Renault Megane	SWE-Karlskoga MF	13:04.266	8	9.387	1:36.363	114,059
5	50	Mattias Lindberg	PTR Svedea	MG ZR	SWE-Hässleholms MK	13:04.310	8	9.431	1:36.163	114,053
6	10	Erik Jonsson	Ana Motorcentrum Racing Team	Seat Leon	SWE-SMK Trollhättan	13:04.549	8	9.670	1:36.106	114,018
7	88	Reuben Kressner	MPS Motorsport	Citroen C2	SWE-Järfälla MK	13:11.627	8	16.748	1:37.707	112,999
8	99	Felix Hagström		VW Golf	SWE-KAK	13:15.392	8	20.513	1:38.026	112,464
9	18	Daniel Röjssel	Steen Motorsport	Ford Fiesta	SWE-SMK Dala	13:20.018	8	25.139	1:38.731	111,813
10	71	Linus Broström	Badatunna.se	Citroen C2	SWE-Karlskoga MF	13:20.183	8	25.304	1:38.401	111,790
11	52	Philip Frick	Frick Racing	MG ZR	SWE-Södertälje Kart R	13:24.628	8	29.749	1:37.776	111,173
12	77	Emma Karlsson	JK Motorsport	Peugeot 206	SWE-Tjörns MF	13:32.040	8	37.161	1:40.308	110,158
13	64	Sebastian Steen	Happy People Racing	Citroën C2	SWE-SMK Dala	13:45.478	8	50.599	1:41.563	108,365
Not classified (75% = 6 Laps)										
	14	Sanna Dreyer		Ford Fiesta	SWE-Hyllinge MS	8:45.073	5	3 Laps	1:42.591	106,477
	8	Patrik Eriksson	Icekarting Sälen	VW Golf	SWE-Mora MK	13:29.607	5	3 Laps	1:47.859	69,056
	46	Erik Berggren	Erik Berggren Motorsport	MINI Cooper	SWE-GKRC Team 13	3:22.714	2	6 Laps	1:40.217	110,319
DQ	28	Kim Andersson	Danielsson Motorsport	SEAT Leon	SWE-	12:56.247	8	DQ	1:35.557	115,238
DNS	27	Daniel Arlbring	Danielsson Motorsport	SEAT Leon	SWE-LMS			DNS		-

## Announcements

No 46 drive through

No 10 Penalty track

Weather: sunny, 12 degrees, dry track

These results are provisional until the conclusion of any judicial and technical matters

Started: 17 Classified: 13 Not classified: 4

No. 28 excluded from heat 1 / reason technical non conformity

Margin of Victory	Ø km/h	Best Lap Tm	km/h	Best Lap by
6.413	115,441	1:36.106	116,347	10 - Erik Jonsson

Official Timing <a href="http://www.motorsport-events.se">www.motorsport-events.se</a>	Orbits
--	--------

Timekeeping Ingrid Wagner:

Clerk of the course Max Lundgren:

[www.mylaps.com](http://www.mylaps.com)

Steward Kenneth Bergqvist:

Secretary of the meeting Yvonne Bjärud:

Licensed to: Motorsport Events

Printed: 2011-09-24 17:07:58





# STCC Mantorp Park

JTCC

Mantorp Park 3,106 Km

Heat 1

2011-09-24 10:05

Race (15:00 or 8 Laps) started at 10:05:59

Lap	Time of Day	Lap Tm
(9) Santosh Berggren		
1	10:07:37.194	1:37.447
2	10:09:13.786	1:36.592
3	10:10:50.553	1:36.767
4	10:12:27.094	1:36.541
5	10:14:03.579	<b>1:36.485</b>
6	10:15:40.614	1:37.035
7	10:17:17.455	1:36.841
8	10:18:54.626	1:37.171

(28) Kim Andersson		
1	10:07:40.934	1:41.085
2	10:09:17.268	1:36.334
3	10:10:53.984	1:36.716
4	10:12:29.541	<b>1:35.557</b>
5	10:14:05.989	1:36.448
6	10:15:43.268	1:37.279
7	10:17:19.355	1:36.087
8	10:18:55.994	1:36.639

(89) Andreas Wernersson		
1	10:07:38.096	1:38.001
2	10:09:14.852	1:36.756
3	10:10:51.669	1:36.817
4	10:12:28.335	<b>1:36.666</b>
5	10:14:05.257	1:36.922
6	10:15:44.446	1:39.189
7	10:17:23.399	1:38.953
8	10:19:01.039	1:37.640

(17) Richard Hansson		
1	10:07:39.206	1:39.007
2	10:09:16.090	1:36.884
3	10:10:52.653	1:36.563
4	10:12:29.027	<b>1:36.374</b>
5	10:14:05.690	1:36.663
6	10:15:44.703	1:39.013
7	10:17:23.886	1:39.183
8	10:19:02.693	1:38.807

(25) Johan Eriksson		
1	10:07:42.584	1:42.188
2	10:09:20.863	1:38.279
3	10:10:57.930	1:37.067
4	10:12:34.293	<b>1:36.363</b>
5	10:14:11.081	1:36.788
6	10:15:47.991	1:36.910
7	10:17:24.871	1:36.880
8	10:19:04.013	1:39.142

(50) Mattias Lindberg		
1	10:07:40.459	1:40.410
2	10:09:17.770	1:37.311
3	10:10:54.887	1:37.117
4	10:12:31.050	<b>1:36.163</b>
5	10:14:07.321	1:36.271
6	10:15:44.501	1:37.180
7	10:17:23.807	1:39.306
8	10:19:04.057	1:40.250

(10) Erik Jonsson		
1	10:07:39.570	1:39.664
2	10:09:16.872	1:37.302
3	10:10:54.347	1:37.475
4	10:12:30.453	<b>1:36.106</b>

Lap	Time of Day	Lap Tm
5	10:14:06.797	1:36.344
6	10:15:43.419	1:36.622
7	10:17:20.052	1:36.633
8	10:19:04.296	1:44.244

(88) Reuben Kressner		
1	10:07:43.449	1:42.841
2	10:09:21.762	1:38.313
3	10:11:00.116	1:38.354
4	10:12:38.722	1:38.606
5	10:14:16.921	1:38.199
6	10:15:55.392	1:38.471
7	10:17:33.667	1:38.275
8	10:19:11.374	<b>1:37.707</b>

(99) Felix Hagström		
1	10:07:45.578	1:44.275
2	10:09:23.604	<b>1:38.026</b>
3	10:11:02.461	1:38.857
4	10:12:40.708	1:38.247
5	10:14:19.233	1:38.525
6	10:15:57.961	1:38.728
7	10:17:36.383	1:38.422
8	10:19:15.139	1:38.756

(18) Daniel Röjssel		
1	10:07:45.901	1:44.560
2	10:09:24.632	<b>1:38.731</b>
3	10:11:03.628	1:38.996
4	10:12:42.706	1:39.078
5	10:14:22.076	1:39.370
6	10:16:01.030	1:38.954
7	10:17:40.046	1:39.016
8	10:19:19.765	1:39.719

(71) Linus Broström		
1	10:07:47.191	1:45.971
2	10:09:26.727	1:39.536
3	10:11:06.086	1:39.359
4	10:12:44.487	<b>1:38.401</b>
5	10:14:23.282	1:38.795
6	10:16:01.794	1:38.512
7	10:17:40.529	1:38.735
8	10:19:19.930	1:39.401

(52) Philip Frick		
1	10:07:44.407	1:43.922
2	10:09:22.640	1:38.233
3	10:11:00.416	<b>1:37.776</b>
4	10:12:38.441	1:38.025
5	10:14:28.253	1:49.812
6	10:16:07.435	1:39.182
7	10:17:45.905	1:38.470
8	10:19:24.375	1:38.470

(77) Emma Karlsson		
1	10:07:46.571	1:45.047
2	10:09:27.598	1:41.027
3	10:11:08.334	1:40.736
4	10:12:48.738	1:40.404
5	10:14:30.144	1:41.406
6	10:16:10.934	1:40.790
7	10:17:51.479	1:40.545
8	10:19:31.787	<b>1:40.308</b>

(64) Sebastian Steen		
----------------------	--	--





# STCC Mantorp Park

JTCC

Mantorp Park 3,106 Km

Heat 1

2011-09-24 10:05


Race (15:00 or 8 Laps) started at 10:05:59

Lap	Time of Day	Lap Tm	Lap	Time of Day	Lap Tm
1	10:07:49.226	1:46.992			
2	10:09:31.087	1:41.861			
3	10:11:13.262	1:42.175			
4	10:12:55.128	1:41.866			
5	10:14:38.506	1:43.378			
6	10:16:21.210	1:42.704			
7	10:18:03.662	1:42.452			
8	10:19:45.225	1:41.563			

(14) Sanna Dreyer		
1	10:07:50.315	1:47.456
2	10:09:33.881	1:43.566
3	10:11:16.472	1:42.591
4	10:12:59.565	1:43.093
5	10:14:44.820	1:45.255

(8) Patrik Eriksson		
p1	10:10:25.773	4:25.081
2	10:12:12.006	1:46.233
3	10:13:59.865	1:47.859
p4	10:17:45.925	3:46.060
5	10:19:29.354	1:43.429

(46) Erik Berggren		
1	10:07:42.244	1:41.011
2	10:09:22.461	1:40.217

Timekeeping Ingrid Wagner: 

Secretary of the meeting Yvonne Bjärud:

[www.mylaps.com](http://www.mylaps.com)  
Licensed to: Motorsport Events



## STCC Mantorp Park


JTCC

Mantorp Park 3,106 Km

Startgrid Heat 2

2011-09-24 11:45

Race (15:00 or 8 Laps)



POLE POSITION

Standing Start

1

1

28 Kim Andersson  
1:35.557

2

10 Erik Jonsson  
1:36.106

2

3

50 Mattias Lindberg  
1:36.163

4

25 Johan Eriksson  
1:36.363

3

5

17 Richard Hansson  
1:36.374

6

9 Santosh Berggren  
1:36.485

4

7

89 Andreas Wernersson  
1:36.666

8

88 Reuben Kressner  
1:37.707

5

9

52 Philip Frick  
1:37.776

10

99 Felix Hagström  
1:38.026

6

11

71 Linus Broström  
1:38.401

12

18 Daniel Röjssel  
1:38.731

7

13

46 Erik Berggren  
1:40.217

14

77 Emma Karlsson  
1:40.308

8

15

64 Sebastian Steen  
1:41.563

16

14 Sanna Dreyer  
1:42.591

9

17

8 Patrik Eriksson  
1:47.859

18

27 Daniel Arlbring





# STCC Mantorp Park

JTCC

Mantorp Park 3,106 Km

Heat 2

2011-09-24 11:45

Race (15:00 or 8 Laps) started at 11:52:21

Pos	No.	Name	Entrant	Make	Nat./Club	Total Tm	Laps	Diff	Best Tm	Ø km/h
1	25	Johan Eriksson		Renault Megane	SWE-Karlskoga MF	13:02.183	8		1:36.750	114,363
2	10	Erik Jonsson	Ana Motorcentrum Racing Team	Seat Leon	SWE-SMK Trollhättan	13:03.056	8	0.873	1:36.473	114,235
3	9	Santosh Berggren	Team Bilia	Hyundai I30	SWE-Falköpings MK	13:04.776	8	2.593	1:36.312	113,985
4	28	Kim Andersson	Danielsson Motorsport	SEAT Leon	SWE-	13:05.495	8	3.312	1:36.085	113,881
5	89	Andreas Wernersson	Hansen Motorsport	Citroën C2	SWE-Lidköpings KK	13:10.215	8	8.032	1:37.257	113,201
6	17	Richard Hansson		VW Golf	SWE-SSK	13:12.002	8	9.819	1:36.688	112,945
7	52	Philip Frick	Frick Racing	MG ZR	SWE-Södertälje Kart R	13:13.287	8	11.104	1:37.699	112,762
8	88	Reuben Kressner	MPS Motorsport	Citroen C2	SWE-Järfälla MK	13:15.570	8	13.387	1:37.474	112,439
9	46	Erik Berggren	Erik Berggren Motorsport	MINI Cooper	SWE-GKRC Team 13	13:20.694	8	18.511	1:38.380	111,719
10	99	Felix Hagström		VW Golf	SWE-KAK	13:21.061	8	18.878	1:37.830	111,668
11	71	Linus Broström	Badatunna.se	Citroen C2	SWE-Karlskoga MF	13:22.200	8	20.017	1:38.148	111,509
12	18	Daniel Röjssel	Steen Motorsport	Ford Fiesta	SWE-SMK Dala	13:22.210	8	20.027	1:38.416	111,508
13	50	Mattias Lindberg	PTR Svedea	MG ZR	SWE-Hässleholms MK	13:22.800	8	20.617	1:37.347	111,426
14	77	Emma Karlsson	JK Motorsport	Peugeot 206	SWE-Tjörns MF	13:34.680	8	32.497	1:40.149	109,801
15	14	Sanna Dreyer		Ford Fiesta	SWE-Hyllinge MS	13:46.279	8	44.096	1:42.042	108,260
16	64	Sebastian Steen	Happy People Racing	Citroën C2	SWE-SMK Dala	10:10.988	6	2 Laps	1:39.575	109,805

Not classified (75% = 6 Laps)

DNS	8	Patrik Eriksson	Icekarting Sälen	VW Golf	SWE-Mora MK			DNS		-
DNS	27	Daniel Arlbring	Danielsson Motorsport	SEAT Leon	SWE-LMS			DNS		-

## Announcements

Weather: sunny, 13 degrees, dry track

These results are provisional until the conclusion of any judicial and technical matters

No. 17 penalty track

Started: 16 Classified: 16 Not classified: 0

No. 88 time penalty 3 sec / unfair driving

Margin of Victory	Ø km/h	Best Lap Tm	km/h	Best Lap by
0.873	114,363	1:36.085	116,372	28 - Kim Andersson

Official Timing <a href="http://www.motorsport-events.se">www.motorsport-events.se</a>	Orbits
--	--------

Timekeeping Ingrid Wagner:

Clerk of the course Max Lundgren:

[www.mylaps.com](http://www.mylaps.com)

Steward Kenneth Bergqvist:

Secretary of the meeting Yvonne Bjärud:

Licensed to: Motorsport Events

Printed: 2011-09-24 12:10:24



# STCC Mantorp Park

JTCC

Mantorp Park 3,106 Km

Heat 2

2011-09-24 11:45

Race (15:00 or 8 Laps) started at 11:52:21

Lap	Time of Day	Lap Tm
(25) Johan Eriksson		
1	11:54:04.628	1:40.320
2	11:55:41.944	1:37.316
3	11:57:18.872	1:36.928
4	11:58:55.671	1:36.799
5	12:00:32.421	<b>1:36.750</b>
6	12:02:09.344	1:36.923
7	12:03:46.520	1:37.176
8	12:05:23.486	1:36.966

(10) Erik Jonsson		
1	11:54:04.962	1:41.373
2	11:55:43.414	1:38.452
3	11:57:21.266	1:37.852
4	11:58:57.929	1:36.663
5	12:00:34.402	<b>1:36.473</b>
6	12:02:11.005	1:36.603
7	12:03:47.703	1:36.698
8	12:05:24.359	1:36.656

(9) Santosh Berggren		
1	11:54:05.679	1:40.306
2	11:55:44.094	1:38.415
3	11:57:22.349	1:38.255
4	11:58:59.105	1:36.756
5	12:00:35.417	<b>1:36.312</b>
6	12:02:11.981	1:36.564
7	12:03:48.959	1:36.978
8	12:05:26.079	1:37.120

(28) Kim Andersson		
1	11:54:04.525	1:42.482
2	11:55:43.866	1:39.341
3	11:57:22.492	1:38.626
4	11:58:59.744	1:37.252
5	12:00:36.634	1:36.890
6	12:02:13.495	1:36.861
7	12:03:49.580	<b>1:36.085</b>
8	12:05:26.798	1:37.218

(89) Andreas Wernersson		
1	11:54:06.070	1:40.240
2	11:55:44.490	1:38.420
3	11:57:22.890	1:38.400
4	11:59:00.355	1:37.465
5	12:00:37.646	1:37.291
6	12:02:14.903	<b>1:37.257</b>
7	12:03:53.015	1:38.112
8	12:05:31.518	1:38.503

(17) Richard Hansson		
1	11:54:05.506	1:40.717
2	11:55:43.097	1:37.591
3	11:57:20.184	1:37.087
4	11:58:56.952	1:36.768
5	12:00:33.640	<b>1:36.688</b>
6	12:02:18.960	1:45.320
7	12:03:55.730	1:36.770
8	12:05:33.305	1:37.575

(88) Reuben Kressner		
1	11:54:06.285	1:39.976
2	11:55:44.575	1:38.290
3	11:57:23.162	1:38.587
4	11:59:00.836	1:37.674

Lap	Time of Day	Lap Tm
5	12:00:38.310	<b>1:37.474</b>
6	12:02:16.265	1:37.955
7	12:03:54.557	1:38.292
8	12:05:33.873	1:39.316

(52) Philip Frick		
1	11:54:07.375	1:40.614
2	11:55:46.092	1:38.717
3	11:57:24.161	1:38.069
4	11:59:02.243	1:38.082
5	12:00:40.272	1:38.029
6	12:02:17.971	<b>1:37.699</b>
7	12:03:56.445	1:38.474
8	12:05:34.590	1:38.145

(46) Erik Berggren		
1	11:54:08.135	1:40.363
2	11:55:47.274	1:39.139
3	11:57:25.654	<b>1:38.380</b>
4	11:59:05.048	1:39.394
5	12:00:44.094	1:39.046
6	12:02:23.226	1:39.132
7	12:04:02.293	1:39.067
8	12:05:41.997	1:39.704

(99) Felix Hagström		
1	11:54:11.064	1:42.633
2	11:55:50.151	1:39.087
3	11:57:28.011	1:37.860
4	11:59:06.741	1:38.730
5	12:00:44.571	<b>1:37.830</b>
6	12:02:22.914	1:38.343
7	12:04:02.619	1:39.705
8	12:05:42.364	1:39.745

(71) Linus Broström		
1	11:54:10.096	1:42.879
2	11:55:49.412	1:39.316
3	11:57:27.688	1:38.276
4	11:59:07.426	1:39.738
5	12:00:45.574	<b>1:38.148</b>
6	12:02:24.104	1:38.530
7	12:04:02.930	1:38.826
8	12:05:43.503	1:40.573

(18) Daniel Röjssel		
1	11:54:09.071	1:41.225
2	11:55:47.784	1:38.713
3	11:57:26.364	1:38.580
4	11:59:04.780	<b>1:38.416</b>
5	12:00:44.370	1:39.590
6	12:02:23.776	1:39.406
7	12:04:02.526	1:38.750
8	12:05:43.513	1:40.987

(50) Mattias Lindberg		
1	11:54:16.349	1:52.847
2	11:55:54.373	1:38.024
3	11:57:32.229	1:37.856
4	11:59:11.291	1:39.062
5	12:00:51.065	1:39.774
6	12:02:28.412	<b>1:37.347</b>
7	12:04:05.898	1:37.486
8	12:05:44.103	1:38.205

(77) Emma Karlsson		
--------------------	--	--





# STCC Mantorp Park

JTCC Mantorp Park 3,106 Km  
Heat 2 2011-09-24 11:45

Race (15:00 or 8 Laps) started at 11:52:21

Lap	Time of Day	Lap Tm	Lap	Time of Day	Lap Tm
1	11:54:10.695	1:42.122			
2	11:55:51.059	1:40.364			
3	11:57:31.861	1:40.802			
4	11:59:12.156	1:40.295			
5	12:00:52.820	1:40.664			
6	12:02:32.969	<b>1:40.149</b>			
7	12:04:14.695	1:41.726			
8	12:05:55.983	1:41.288			

(14) Sanna Dreyer		
1	11:54:16.938	1:46.490
2	11:55:59.444	1:42.506
3	11:57:43.152	1:43.708
4	11:59:25.582	1:42.430
5	12:01:07.915	1:42.333
6	12:02:51.138	1:43.223
7	12:04:33.180	<b>1:42.042</b>
8	12:06:15.549	1:42.369

(64) Sebastian Steen		
1	11:54:11.579	1:42.530
2	11:55:51.645	1:40.066
3	11:57:31.614	1:39.969
4	11:59:11.189	<b>1:39.575</b>
5	12:00:51.869	1:40.680
6	12:02:32.291	1:40.422

Timekeeping Ingrid Wagner:

Secretary of the meeting Yvonne Bjärud:

[www.mylaps.com](http://www.mylaps.com)  
Licensed to: Motorsport Events