



STCC Falkenberg

Historic Falkenberg 1,843 Km

Test 2011-07-01 09:30

Practice (20:00 Time) started at 9:30:03

Pos	No.	Name	Entrant	Make	Nat./Club	Laps	Best Tm	Diff In Lap	km/h
1	28	Anders Berger		Ford Escort	SWE-Bengtstfors MC	14	50.183		13 132,212
2	69	Mikael Östberg		Camaro SS427	SWE-RHK	6	50.370	0.187	4 131,721
3	33	Tomas Hall		Ford Escort	SWE-Falkenbergs MK	16	51.090	0.907	3 129,865
4	26	Rolf Nilsson		Ford Escort	SWE-RHK/MSCC	12	51.612	1.429	6 128,551
5	68	Pekka Nyström		Camaro Z28	SWE-RHK	10	52.010	1.827	7 127,568
6	13	Jacob Holm Matheson		Escort	NOR-NMK	18	52.377	2.194	5 126,674
7	4	Benny Rasmussen	Team Erik Høyer	Ford	DEN-HMS	15	52.533	2.350	7 126,298
8	3	Erik Høyer	Team Erik Høyer	Ford	DEN-ASK	13	52.579	2.396	7 126,187
9	59	Jürg Bächli		Opel Commodore	SWE-RHK	14	52.682	2.499	7 125,941
10	43	Erik Berger		Bengtstfors MC	SWE-Bengtstfors MC	12	52.783	2.600	9 125,700
11	53	Magnus Paulsson		Ford Capri	SWE-Hyllinge MS	10	52.814	2.631	6 125,626
12	50	Göran Boström		Camaro	SWE-RHK/SSK	12	52.869	2.686	8 125,495
13	63	Robert Paulsson		Ford Capri	SWE-RHK	11	52.989	2.806	8 125,211
14	19	Mads Gjerdrum		Ford Capri	NOR-NSK	16	53.382	3.199	15 124,289
15	29	Søren P Christensen		Ford RS1600	DEN-HMS-DK	16	53.399	3.216	12 124,250
16	62	Jonas Bengtsson		Ford Capri	SWE-Falkenbergs MK	13	53.616	3.433	9 123,747
17	32	Lennart Bengtsson	02-Depån Kågeröd	BMW 2002	SWE-Hyllinge MS	16	53.694	3.511	15 123,567
18	67	Ulf Von Hauswolff	02-Depån Kågeröd	BMW 2002	SWE-RHK	17	53.753	3.570	16 123,431
19	46	Olle Victorin		Porsche	SWE-Göteborgs Sportv	20	53.918	3.735	8 123,054
20	60	Kenneth Persson		Ford GT40	SWE-Hyllinge MS	11	54.436	4.253	7 121,883
21	76	Andreas Östberg		Ford Capri	SWE-Bålsta CC	19	55.209	5.026	14 120,176
22	21	Anders Dahlgren		VW Scirocco	SWE-Ulricehamns MK	14	55.322	5.139	8 119,931
23	72	Patrik Molin		Camaro	SWE-SSK/RHK	9	55.362	5.179	8 119,844
24	23	Bent Sørensen	Team Erik Høyer		DEN-HMS	17	56.043	5.860	8 118,388
25	88	Magnus Öjdahl		Shelby-mustang	SWE-Järfälla MK/RHK	10	56.808	6.625	6 116,793
26	39	Lars Fritz		BMC Clubman	SWE-RHK	12	57.350	7.167	9 115,690
27	86	Axel Ekman		Porsche	SWE-RHK	12	57.514	7.331	11 115,360
28	16	Sture Danielsson		Ford Escort	SWE-RHK	12	57.700	7.517	10 114,988
29	56	Bo Bergström		Ford Capri	SWE-RHK	3	59.245	9.062	2 111,989

STCC Falkenberg

Historic

Falkenberg 1,843 Km

Test

2011-07-01 09:30

Practice (20:00 Time) started at 9:30:03

Lap	Time of Day	Lap Tm	S1 Tm	S2 Tm	Lap	Time of Day	Lap Tm	S1 Tm	S2 Tm
(28) Anders Berger					9	9:41:27.232	1:13.656	38.757	34.899
1	9:32:31.710	58.857	30.623	28.234	p10	9:42:39.576	1:12.344	35.163	
2	9:33:24.437	52.727	28.888	23.839	(13) Jacob Holm Matheson				
3	9:34:19.696	55.259	30.127	25.132	1	9:32:31.580	1:02.450	33.556	28.894
4	9:35:15.741	56.045	29.231	26.814	2	9:33:27.902	56.322	31.497	24.825
5	9:36:06.358	50.617	27.665	22.952	3	9:34:22.600	54.698	29.623	25.075
6	9:37:00.952	54.594	27.881	26.713	4	9:35:20.980	58.380	31.194	27.186
7	9:37:56.207	55.255	29.550	25.705	5	9:36:13.357	52.377	28.502	23.875
8	9:38:53.639	57.432	30.477	26.955	6	9:37:06.981	53.624	29.376	24.248
9	9:39:48.114	54.475	30.139	24.336	7	9:37:59.639	52.658	27.503	25.155
10	9:40:42.090	53.976	30.107	23.869	8	9:38:53.122	53.483	28.854	24.629
11	9:41:36.104	54.014	30.365	23.649	9	9:39:46.571	53.449	28.867	24.582
12	9:42:27.447	51.343	27.306	24.037	10	9:40:41.607	55.036	28.921	26.115
13	9:43:17.630	50.183	27.357	22.826	11	9:41:34.208	52.601	28.493	24.108
p14	9:44:19.547	1:01.917	27.043		12	9:42:34.010	59.802	29.045	30.757
(69) Mikael Östberg					13	9:43:41.586	1:07.576	34.765	32.811
1	9:33:16.252	1:05.743	34.720	31.023	14	9:44:51.699	1:10.113	36.160	33.953
2	9:34:17.283	1:01.031	34.034	26.997	15	9:45:58.693	1:06.994	34.729	32.265
3	9:35:15.408	58.125	31.219	26.906	16	9:47:04.577	1:05.884	34.976	30.908
4	9:36:05.778	50.370	27.595	22.775	17	9:48:12.159	1:07.582	35.943	31.639
p5	9:37:03.023	57.245	27.761		p18	9:49:22.112	1:09.953	35.664	
p6	9:40:32.108	3:29.085	2:54.738		(4) Benny Rasmussen				
(33) Tomas Hall					1	9:32:59.583	57.497	31.873	25.624
1	9:32:41.821	54.250	30.070	24.180	2	9:33:56.732	57.149	30.203	26.946
2	9:33:34.587	52.766	29.004	23.762	3	9:34:57.691	1:00.959	34.151	26.808
3	9:34:25.677	51.090	27.879	23.211	4	9:35:52.368	54.677	29.390	25.287
4	9:35:20.449	54.772	29.240	25.532	5	9:36:49.996	57.628	31.817	25.811
5	9:36:13.170	52.721	28.618	24.103	6	9:37:44.385	54.389	29.244	25.145
6	9:37:05.166	51.996	28.517	23.479	7	9:38:36.918	52.533	28.884	23.649
7	9:37:59.403	54.237	28.487	25.750	8	9:39:29.616	52.698	28.561	24.137
8	9:38:51.455	52.052	28.630	23.422	p9	9:40:38.274	1:08.658	34.683	
9	9:39:45.074	53.619	29.109	24.510	10	9:42:56.892	2:18.618	1:43.300	30.784
p10	9:40:43.672	58.598	28.662		11	9:43:57.376	1:00.484	31.333	29.151
11	9:42:47.449	2:03.777	23.691	23.691	12	9:44:51.331	53.955	29.003	24.952
12	9:43:41.934	54.485	30.066	24.419	13	9:45:45.052	53.721	28.735	24.986
13	9:44:34.103	52.169	27.796	24.373	14	9:46:37.874	52.822	28.591	24.231
p14	9:45:34.690	1:00.587	28.314		p15	9:47:37.250	59.376	28.519	
15	9:47:37.193	2:02.503		23.385	(3) Erik Høyer				
p16	9:48:31.921	54.728	28.094		1	9:32:55.166	1:03.148	35.756	27.392
(26) Rolf Nilsson					2	9:33:55.663	1:00.497	33.034	27.463
1	9:32:38.141	54.845	29.704	25.141	3	9:34:55.561	59.898	33.091	26.807
2	9:33:31.830	53.689			4	9:35:48.290	52.729	28.410	24.319
3	9:34:23.590	51.760	28.490	23.270	5	9:36:50.244	1:01.954	35.003	26.951
4	9:35:28.206	1:04.616	35.354	29.262	6	9:37:44.058	53.814	29.425	24.389
5	9:36:19.874	51.668	28.227	23.441	7	9:38:36.637	52.579	28.482	24.097
6	9:37:11.486	51.612	27.834	23.778	8	9:39:30.049	53.412	29.307	24.105
7	9:38:03.854	52.368	29.051	23.317	9	9:40:32.577	1:02.528	31.520	31.008
8	9:38:56.534	52.680	27.852	24.828	10	9:41:27.609	55.032	30.736	24.296
9	9:39:48.598	52.064	27.827	24.237	11	9:42:21.086	53.477	29.210	24.267
10	9:40:41.829	53.231	28.576	24.655	12	9:43:14.613	53.527	28.850	24.677
11	9:41:34.625	52.796	28.832	23.964	p13	9:44:28.252	1:13.639	31.180	
12	9:42:28.854	54.229	28.589	25.640	(59) Jürg Bächli				
(68) Pekka Nystrom					1	9:32:27.979	57.705	32.791	24.914
1	9:33:07.670	1:02.281	33.562	28.719	2	9:33:23.346	55.367	29.570	25.797
2	9:34:07.193	59.523	33.066	26.457	3	9:34:19.400	56.054	31.010	25.044
3	9:35:05.317	58.124	31.296	26.828	4	9:35:19.097	59.697	33.418	26.279
4	9:36:03.866	58.549	30.439	28.110	5	9:36:13.147	54.050	29.624	24.426
5	9:37:09.716	1:05.850	35.067	30.783	6	9:37:08.405	55.258	30.464	24.794
6	9:38:14.958	1:05.242	36.822	28.420	7	9:38:01.087	52.682	28.594	24.088
7	9:39:06.968	52.010	28.369	23.641	8	9:38:56.265	55.178	28.890	26.288
8	9:40:13.576	1:06.608	31.216	35.392	9	9:39:53.106	56.841	31.861	24.980
					10	9:40:48.186	55.080	30.156	24.924

STCC Falkenberg

Historic

Falkenberg 1,843 Km

Test

2011-07-01 09:30

Practice (20:00 Time) started at 9:30:03

Lap	Time of Day	Lap Tm	S1 Tm	S2 Tm	Lap	Time of Day	Lap Tm	S1 Tm	S2 Tm
11	9:41:42.172	53.986	29.294	24.692	8	9:41:41.787	59.147	32.551	26.596
12	9:42:38.542	56.370	30.628	25.742	9	9:42:39.788	58.001	30.723	27.278
13	9:43:32.598	54.056	30.026	24.030	10	9:43:37.971	58.183	30.398	27.785
p14	9:44:33.405	1:00.807	29.412		11	9:44:35.578	57.607	31.120	26.487
(43) Erik Berger					12	9:45:33.361	57.783	29.459	28.324
1	9:32:33.068	58.260	32.157	26.103	p13	9:46:44.279	1:10.918	31.687	
2	9:33:27.177	54.109	29.474	24.635	14	9:49:10.530	2:26.251		26.263
3	9:34:22.188	55.011	29.934	25.077	15	9:50:03.912	53.382	28.678	24.704
4	9:35:18.761	56.573	30.816	25.757	p16	9:51:19.876	1:15.964	35.809	
5	9:36:12.367	53.606	29.411	24.195	(29) Søren P Christensen				
6	9:37:13.212	1:00.845	30.169	30.676	1	9:32:56.582	59.709	33.166	26.543
7	9:38:21.228	1:08.016	38.999	29.017	2	9:33:56.511	59.929		
8	9:39:21.593	1:00.365	35.535	24.830	3	9:34:57.963	1:01.452		
9	9:40:14.376	52.783	28.736	24.047	4	9:35:54.987	57.024		
10	9:41:08.041	53.665	28.625	25.040	5	9:36:52.204	57.217	30.158	27.059
11	9:42:01.964	53.923	29.051	24.872	6	9:37:49.867	57.663		
p12	9:43:15.170	1:13.206	36.460		7	9:38:44.663	54.796	29.933	24.863
(53) Magnus Paulsson					8	9:39:38.303	53.640		
1	9:32:51.101	1:01.384	35.158	26.226	9	9:40:32.741	54.438		
2	9:33:45.257	54.156	29.767	24.389	10	9:41:27.054	54.313		
3	9:34:40.257	55.000	30.450	24.550	11	9:42:20.714	53.660	29.526	24.134
4	9:35:35.292	55.035	29.048	25.987	12	9:43:14.113	53.399		
5	9:36:29.073	53.781	29.513	24.268	13	9:44:16.905	1:02.792	35.073	27.719
6	9:37:21.887	52.814	29.033	23.781	14	9:45:13.405	56.500	30.112	26.388
7	9:38:17.105	55.218	30.281	24.937	15	9:46:08.052	54.647		
8	9:39:09.979	52.874	29.129	23.745	p16	9:47:09.613	1:01.561		
9	9:40:03.676	53.697	29.204	24.493	(62) Jonas Bengtsson				
p10	9:41:03.335	59.659	29.333		1	9:33:24.160	1:02.589	35.222	27.367
(50) Göran Boström					2	9:34:21.823	57.663	31.054	26.609
1	9:32:33.307	1:01.094	34.348	26.746	3	9:35:20.938	59.115	31.697	27.418
2	9:33:28.987	55.680	31.178	24.502	4	9:36:17.009	56.071	31.040	25.031
3	9:34:22.861	53.874	29.666	24.208	5	9:37:13.314	56.305	30.475	25.830
4	9:35:22.588	59.727	31.438	28.289	6	9:38:08.790	55.476	30.848	24.628
5	9:36:17.247	54.659	30.605	24.054	7	9:39:03.282	54.492	29.392	25.100
6	9:37:11.209	53.962	29.476	24.486	8	9:39:58.444	55.162	30.048	25.114
7	9:38:04.796	53.587	30.228	23.359	9	9:40:52.060	53.616	29.347	24.269
8	9:38:57.665	52.869	29.175	23.694	10	9:41:48.503	56.443	30.681	25.762
9	9:39:52.178	54.513	30.586	23.927	11	9:42:44.619	56.116	30.611	25.505
10	9:40:47.687	55.509	30.595	24.914	12	9:43:43.501	58.882	32.588	26.294
11	9:41:41.227	53.540	28.448	25.092	p13	9:44:46.223	1:02.722	29.595	
p12	9:42:41.996	1:00.769	29.068		(32) Lennart Bengtsson				
(63) Robert Paulsson					1	9:32:55.592	1:00.434	33.004	27.430
1	9:32:52.491	1:00.189	33.079	27.110	2	9:33:53.950	58.358	32.004	26.354
2	9:33:48.282	55.791	30.664	25.127	3	9:34:48.930	54.980	29.706	25.274
3	9:34:42.967	54.685	29.522	25.163	4	9:35:43.591	54.661	29.472	25.189
4	9:35:37.706	54.739	29.644	25.095	5	9:36:38.470	54.879	29.808	25.071
5	9:36:35.597	57.891	32.200	25.691	6	9:37:34.058	55.588	30.035	25.553
6	9:37:28.899	53.302	28.919	24.383	7	9:38:28.295	54.237	29.345	24.892
7	9:38:22.017	53.118	28.981	24.137	8	9:39:22.369	54.074	29.292	24.782
8	9:39:15.006	52.989	28.904	24.085	p9	9:40:20.331	57.962	29.344	
9	9:40:10.330	55.324	29.692	25.632	10	9:44:23.968	4:03.637	3:32.273	26.310
10	9:41:03.930	53.600	29.256	24.344	11	9:45:18.265	54.297	29.508	24.789
p11	9:42:09.480	1:05.550	32.342		12	9:46:12.679	54.414	29.577	24.837
(19) Mads Gjerdrum					13	9:47:06.884	54.205	29.587	24.618
1	9:33:05.382	1:04.404	35.350	29.054	14	9:48:01.134	54.250	29.319	24.931
p2	9:34:18.354	1:12.972	37.551		15	9:48:54.828	53.694	29.227	24.467
3	9:36:54.669	2:36.315		30.600	p16	9:49:51.940	57.112	29.403	
4	9:37:50.861	56.192	31.043	25.149	(67) Ulf Von Hauswloff				
5	9:38:48.616	57.755	31.739	26.016	1	9:33:00.563	59.179	32.291	26.888
6	9:39:47.270	58.654	31.504	27.150	2	9:33:57.587	57.024	30.697	26.327
7	9:40:42.640	55.370	29.655	25.715	3	9:34:58.957	1:01.370	34.677	26.693
					4	9:35:58.797	59.840	32.297	27.543

STCC Falkenberg

Historic Falkenberg 1,843 Km

Test 2011-07-01 09:30

Practice (20:00 Time) started at 9:30:03

Lap	Time of Day	Lap Tm	S1 Tm	S2 Tm	Lap	Time of Day	Lap Tm	S1 Tm	S2 Tm
5	9:36:56.537	57.740	30.745	26.995	17	9:48:50.749	1:00.462	34.761	25.701
p6	9:37:58.639	1:02.102	31.766		18	9:49:45.978	55.229	30.034	25.195
7	9:41:35.886	3:37.247	3:01.758	26.514	19	9:50:52.410	1:06.432	35.913	30.519
8	9:42:31.031	55.145		29.738					
9	9:43:26.261	55.230	29.914	25.316	(21) Anders Dahlgren				
10	9:44:22.143	55.882	29.773	26.109	1	9:33:15.670	1:02.838	34.240	28.598
11	9:45:17.533	55.390	29.996	25.394	2	9:34:13.995	58.325	31.726	26.599
12	9:46:12.212	54.679	29.544	25.135	3	9:35:10.421	56.426	30.417	26.009
13	9:47:07.859	55.647	30.492	25.155	4	9:36:05.773	55.352	29.880	25.472
14	9:48:02.590	54.731	29.888	24.843	5	9:37:02.030	56.257	31.042	25.215
15	9:48:56.659	54.069	29.178	24.891	6	9:37:59.258	57.228	30.834	26.394
16	9:49:50.412	53.753	29.004	24.749	7	9:38:55.489	56.231	30.361	25.870
17	9:50:46.766	56.354	30.934	25.420	8	9:39:50.811	55.322	30.430	24.892
					9	9:40:49.598	58.787	31.672	27.115
					10	9:41:46.839	57.241	31.996	25.245
(46) Olle Victorin					11	9:42:42.181	55.342	29.906	25.436
1	9:32:46.459	1:00.007	33.233	26.774	12	9:43:38.391	56.210	29.957	26.253
2	9:33:44.225	57.766	31.255	26.511	13	9:44:33.943	55.552	30.201	25.351
3	9:34:43.701	59.476	32.042	27.434	p14	9:45:36.397	1:02.454	30.414	
4	9:35:40.477	56.776	30.508	26.268					
5	9:36:37.821	57.344	31.196	26.148	(72) Patrik Molin				
6	9:37:34.653	56.832	30.364	26.468	1	9:32:42.375	58.788	32.112	26.676
7	9:38:29.259	54.606	29.493	25.113	2	9:33:40.734	58.359	32.107	26.252
8	9:39:23.177	53.918	29.180	24.738	3	9:34:37.414	56.680	30.922	25.758
9	9:40:18.175	54.998	29.175	25.823	4	9:35:35.670	58.256	30.527	27.729
10	9:41:14.092	55.917	30.628	25.289	5	9:36:42.000	1:06.330	33.676	32.654
11	9:42:08.762	54.670	29.317	25.353	p6	9:37:51.796	1:09.796	34.200	
12	9:43:06.536	57.774	31.423	26.351	7	9:41:08.259	3:16.463		25.983
13	9:44:08.605	1:02.069	30.907	31.162	8	9:42:03.621	55.362	30.259	25.103
14	9:45:05.720	57.115	30.803	26.312	p9	9:43:19.991	1:16.370	36.935	
15	9:46:01.265	55.545	29.932	25.613					
16	9:46:56.459	55.194	29.825	25.369	(23) Bent Sørensen				
17	9:47:51.881	55.422	30.149	25.273	1	9:32:55.909	59.980	33.030	26.950
18	9:48:47.611	55.730	30.384	25.346	2	9:33:56.231	1:00.322	32.884	27.438
19	9:49:42.882	55.271	29.904	25.367	3	9:34:56.396	1:00.165	32.916	27.249
p20	9:50:49.547	1:06.665	30.025		4	9:35:53.027	56.631	30.142	26.489
					5	9:36:51.841	58.814	31.723	27.091
(60) Kenneth Persson					6	9:37:50.434	58.593	31.281	27.312
1	9:33:13.722	1:01.574	34.461	27.113	7	9:38:48.068	57.634	31.757	25.877
2	9:34:13.227	59.505	32.521	26.984	8	9:39:44.111	56.043	30.246	25.797
3	9:35:08.452	55.225	29.802	25.423	9	9:40:41.229	57.118	30.704	26.414
4	9:36:02.923	54.471	29.146	25.325	10	9:41:41.049	59.820	33.590	26.230
5	9:36:59.062	56.139	29.933	26.206	11	9:42:38.292	57.243	30.610	26.633
6	9:37:55.735	56.673	31.011	25.662	12	9:43:35.950	57.658	31.017	26.641
7	9:38:50.171	54.436	29.619	24.817	13	9:44:33.604	57.654	30.765	26.889
8	9:39:44.870	54.699	30.105	24.594	14	9:45:31.932	58.328	30.539	27.789
9	9:40:41.455	56.585	30.329	26.256	p15	9:46:41.831	1:09.899	30.323	
10	9:41:36.751	55.296	30.858	24.438	16	9:49:55.381	3:13.550		26.157
p11	9:42:36.105	59.354	29.572		17	9:50:52.483	57.102	30.186	26.916
					(76) Andreas Östberg				
1	9:33:12.234	1:05.211	36.030	29.181	(88) Magnus Öjdahl				
2	9:34:15.215	1:02.981	33.839	29.142	1	9:33:16.902	1:05.313	34.805	30.508
3	9:35:15.008	59.793	31.724	28.069	2	9:34:18.760	1:01.858	33.952	27.906
4	9:36:12.101	57.093	31.229	25.864	3	9:35:18.611	59.851	32.138	27.713
5	9:37:17.681	1:05.580	39.127	26.453	4	9:36:56.140	1:37.529	1:10.172	27.357
6	9:38:16.899	59.218	33.187	26.031	5	9:37:55.486	59.346	33.174	26.172
7	9:39:14.041	57.142	31.401	25.741	6	9:38:52.294	56.808	30.908	25.900
8	9:40:10.012	55.971	30.327	25.644	7	9:39:49.855	57.561	31.316	26.245
9	9:41:11.413	1:01.401	35.343	26.058	8	9:40:49.218	59.363	32.244	27.119
10	9:42:07.602	56.189	30.574	25.615	9	9:41:47.276	58.058	32.159	25.899
11	9:43:05.968	58.366	32.268	26.098	10	9:42:44.259	56.983	31.488	25.495
12	9:44:05.976	1:00.008	30.422	29.586					
13	9:45:01.403	55.427	29.785	25.642	(39) Lars Fritz				
14	9:45:56.612	55.209	29.676	25.533	1	9:32:52.734	1:05.341	35.769	29.572
15	9:46:52.061	55.449	30.028	25.421	2	9:33:56.037	1:03.303	33.386	29.917
16	9:47:50.287	58.226	32.092	26.134	3	9:35:00.224	1:04.187	35.700	28.487

STCC Falkenberg

Historic Falkenberg 1,843 Km

Test 2011-07-01 09:30

Practice (20:00 Time) started at 9:30:03

Lap	Time of Day	Lap Tm	S1 Tm	S2 Tm	Lap	Time of Day	Lap Tm	S1 Tm	S2 Tm
4	9:35:59.514	59.290	31.876	27.414					
5	9:37:01.917	1:02.403	32.803	29.600					
6	9:38:03.250	1:01.333	31.474	29.859					
7	9:39:03.966	1:00.716	33.095	27.621					
8	9:40:01.823	57.857	31.064	26.793					
9	9:40:59.173	57.350	30.743	26.607					
10	9:41:56.998	57.825	31.397	26.428					
11	9:42:59.244	1:02.246	32.007	30.239					
p12	9:44:22.638	1:23.394	41.116						

(86) Axel Ekman

1	9:32:41.752	1:04.271	35.333	28.938
2	9:33:43.509	1:01.757	32.371	29.386
3	9:34:45.275	1:01.766	32.046	29.720
4	9:35:47.405	1:02.130	32.514	29.616
5	9:36:48.737	1:01.332	33.384	27.948
6	9:37:49.622	1:00.885	33.965	26.920
7	9:38:47.703	58.081	31.994	26.087
8	9:39:46.382	58.679	31.797	26.882
9	9:40:47.595	1:01.213	35.358	25.855
10	9:41:45.544	57.949	31.384	26.565
11	9:42:43.058	57.514	30.919	26.595
p12	9:44:25.316	1:42.258	47.729	

(16) Sture Danielsson

1	9:32:51.715	1:05.466	36.328	29.138
2	9:33:53.766	1:02.051	33.799	28.252
3	9:34:57.518	1:03.752	34.649	29.103
4	9:35:58.623	1:01.105	33.198	27.907
5	9:36:59.504	1:00.881	33.278	27.603
6	9:38:00.669	1:01.165	33.114	28.051
7	9:39:00.692	1:00.023	32.844	27.179
8	9:40:00.195	59.503	32.448	27.055
9	9:40:58.803	58.608	31.806	26.802
10	9:41:56.503	57.700	31.374	26.326
11	9:42:55.238	58.735	32.111	26.624
p12	9:44:06.147	1:10.909	32.266	

(56) Bo Bergström

1	9:32:54.064	1:00.526	32.996	27.530
2	9:33:53.309	59.245	32.323	26.922
p3	9:35:32.437	1:39.128	45.644	



STCC Falkenberg

Historic Falkenberg 1,843 Km

Qualifying *NEW* 2011-07-01 12:00

Qualifying (20:00 Time) started at 12:00:00

Pos	No.	Name	Entrant	Make	Nat./Club	Laps	Best Tm	Diff In Lap	km/h
1	13	Jacob Holm Matheson		Escort	NOR-NMK	15	49.801	2	133,226
2	28	Anders Berger		Ford Escort	SWE-Bengtsfors MC	15	50.007	0.206	4 132,677
3	19	Mads Gjerdrum		Ford Capri	NOR-NSK	10	50.375	0.574	4 131,708
4	69	Mikael Östberg		Camaro SS427	SWE-RHK	7	50.655	0.854	4 130,980
5	43	Erik Berger		Bengtsfors MC	SWE-Bengtsfors MC	16	51.097	1.296	8 129,847
6	50	Göran Boström		Camaro	SWE-RHK/SSK	8	51.143	1.342	4 129,730
7	26	Rolf Nilsson		Ford Escort	SWE-RHK/MSCC	12	51.176	1.375	5 129,647
8	59	Jürg Bächli		Opel Commodore	SWE-RHK	11	51.510	1.709	6 128,806
9	3	Erik Høyer	Team Erik Høyer	Ford	DEN-ASK	14	51.620	1.819	13 128,532
10	4	Benny Rasmussen	Team Erik Høyer	Ford	DEN-HMS	19	51.781	1.980	14 128,132
11	68	Pekka Nyström		Camaro Z28	SWE-RHK	6	51.782	1.981	3 128,129
12	53	Magnus Paulsson		Ford Capri	SWE-Hyllinge MS	13	51.789	1.988	9 128,112
13	60	Kenneth Persson		Ford GT40	SWE-Hyllinge MS	17	51.927	2.126	16 127,772
14	62	Jonas Bengtsson		Ford Capri	SWE-Falkenbergs MK	20	52.199	2.398	18 127,106
15	29	Søren P Christensen		Ford RS1600	DEN-HMS-DK	15	52.540	2.739	14 126,281
16	63	Robert Paulsson		Ford Capri	SWE-RHK	10	52.569	2.768	9 126,211
17	67	Ulf Von Hauswolff	02-Depån Kågeröd	BMW 2002	SWE-RHK	17	53.287	3.486	15 124,511
18	46	Olle Victorin		Porsche	SWE-Göteborgs Sportv	20	53.521	3.720	19 123,966
19	72	Patrik Molin		Camaro	SWE-SSK/RHK	6	53.643	3.842	4 123,684
20	23	Bent Sørensen	Team Erik Høyer		DEN-HMS	20	53.675	3.874	14 123,611
21	86	Axel Ekman		Porsche	SWE-RHK	20	53.715	3.914	17 123,519
22	21	Anders Dahlgren		VW Scirocco	SWE-Ulricehamns MK	16	53.995	4.194	8 122,878
23	32	Lennart Bengtsson	02-Depån Kågeröd	BMW 2002	SWE-Hyllinge MS	17	53.999	4.198	9 122,869
24	33	Tomas Hall		Ford Escort	SWE-Falkenbergs MK	2	54.078	4.277	1 122,689
25	88	Magnus Öjdahl		Shelby-mustang	SWE-Järfälla MK/RHK	12	54.387	4.586	11 121,992
26	76	Andreas Östberg		Ford Capri	SWE-Bålsta CC	11	54.607	4.806	7 121,501
27	9	Håkan Lindevret		Mini 1275GT	SWE-BMC Motorsport	14	56.422	6.621	13 117,592
28	39	Lars Fritz		BMC Clubman	SWE-RHK	9	56.625	6.824	7 117,171
29	16	Sture Danielsson		Ford Escort	SWE-RHK	11	56.944	7.143	6 116,514

Announcements

These results are provisional until the conclusion of any judicial and technical matters

Weather: cloudy, 17 degrees, dry track

STCC Falkenberg

Historic

Falkenberg 1,843 Km

Qualifying

2011-07-01 12:00

Qualifying (20:00 Time) started at 12:00:00

Lap	Time of Day	Lap Tm	S1 Tm	S2 Tm	Lap	Time of Day	Lap Tm	S1 Tm	S2 Tm
(13) Jacob Holm Matheson					p10	12:11:07.074	1:01.194	28.354	
1	12:02:35.334	55.020	31.058	23.962	p11	12:13:42.401	2:35.327	1:51.865	
2	12:03:25.135	49.801	26.982	22.819	12	12:17:16.622	3:34.221		27.189
3	12:04:17.511	52.376	26.837	25.539	13	12:18:10.104	53.482	29.366	24.116
4	12:05:20.493	1:02.982	31.254	31.728	14	12:19:01.989	51.885	28.281	23.604
5	12:06:37.510	1:17.017	40.440	36.577	15	12:19:54.535	52.546	28.630	23.916
6	12:07:28.211	50.701	26.893	23.808	p16	12:21:03.582	1:09.047	33.754	
7	12:08:25.089	56.878	28.612	28.266	(50) Göran Boström				
8	12:09:35.737	1:10.648	37.788	32.860	1	12:02:48.310	56.092	32.165	23.927
9	12:10:28.088	52.351	27.433	24.918	2	12:03:42.838	54.528	29.697	24.831
10	12:11:44.922	1:16.834	35.802	41.032	3	12:04:34.587	51.749	28.932	22.817
p11	12:13:12.972	1:28.050	47.000		4	12:05:25.730	51.143	28.074	23.069
12	12:17:08.337	3:55.365	3:24.370	25.732	5	12:06:21.133	55.403	30.095	25.308
13	12:17:58.633	50.296	26.972	23.324	6	12:07:13.272	52.139	28.677	23.462
14	12:18:48.885	50.252	27.424	22.828	7	12:08:04.703	51.431	28.635	22.796
p15	12:20:07.080	1:18.195	37.392		p8	12:09:06.148	1:01.445	30.793	
(28) Anders Berger					(26) Rolf Nilsson				
1	12:02:41.705	53.261	29.114	24.147	1	12:02:37.117	52.790	28.985	23.805
2	12:03:35.516	53.811	28.578	25.233	2	12:03:29.283	52.166	28.388	23.778
3	12:04:32.058	56.542	32.115	24.427	3	12:04:21.878	52.595	28.810	23.785
4	12:05:22.065	50.007	27.055	22.952	4	12:05:15.433	53.555	27.790	25.765
5	12:06:14.824	52.759	29.663	23.096	5	12:06:06.609	51.176	27.509	23.667
6	12:07:05.997	51.173	28.568	22.605	6	12:07:00.203	53.594	27.396	26.198
7	12:07:56.282	50.285	27.584	22.701	7	12:07:55.875	55.672	31.447	24.225
8	12:08:47.012	50.730	27.558	23.172	8	12:08:47.499	51.624	27.827	23.797
9	12:09:38.301	51.289	28.166	23.123	9	12:09:47.670	1:00.171	31.391	28.780
10	12:10:28.672	50.371	27.540	22.831	10	12:10:43.748	56.078	32.165	23.913
11	12:11:19.608	50.936	28.019	22.917	p11	12:11:39.181	55.433	27.668	
12	12:12:10.664	51.056	27.669	23.387	p12	12:15:01.731	3:22.550		
13	12:13:02.289	51.625	27.325	24.300	(59) Jürg Bächli				
14	12:13:52.426	50.137	27.304	22.833	1	12:02:57.100	57.648	31.765	25.883
p15	12:14:55.780	1:03.354	29.915		2	12:03:58.235	1:01.135	30.553	30.582
(19) Mads Gjerdrum					3	12:04:51.395	53.160	29.550	23.610
1	12:02:37.338	51.732	28.593	23.139	4	12:05:44.415	53.020	28.875	24.145
2	12:03:29.778	52.440	28.660	23.780	5	12:06:38.264	53.849	29.676	24.173
3	12:04:20.378	50.600	27.397	23.203	6	12:07:29.774	51.510	28.240	23.270
4	12:05:10.753	50.375	27.358	23.017	7	12:08:21.876	52.102	28.554	23.548
5	12:06:13.171	1:02.418	30.701	31.717	8	12:09:13.989	52.113	28.477	23.636
6	12:07:12.307	59.136	31.574	27.562	9	12:10:07.582	53.593	28.759	24.834
7	12:08:03.116	50.809	27.901	22.908	10	12:11:01.287	53.705	28.712	24.993
8	12:08:54.538	51.422	27.747	23.675	p11	12:12:06.098	1:04.811	32.265	
9	12:09:45.147	50.609	27.516	23.093	(3) Erik Høyer				
p10	12:11:03.819	1:18.672	36.118		1	12:03:09.519	1:04.606	36.301	28.305
(69) Mikael Östberg					2	12:04:22.091	1:12.572	32.267	40.305
1	12:02:41.434	54.905	30.733	24.172	3	12:05:21.359	59.268	34.612	24.656
2	12:03:34.740	53.306	28.538	24.768	4	12:06:13.303	51.944	27.998	23.946
3	12:04:25.644	50.904	27.628	23.276	5	12:07:05.514	52.211	28.375	23.836
4	12:05:16.299	50.655	27.492	23.163	6	12:07:58.043	52.529	28.872	23.657
5	12:06:08.494	52.195	27.473	24.722	7	12:08:50.640	52.597	28.766	23.831
p6	12:07:07.782	59.288	28.957		8	12:09:43.376	52.736	28.501	24.235
p7	12:09:31.202	2:23.420	1:47.510		9	12:11:00.732	1:17.356	35.655	41.701
(43) Erik Berger					10	12:12:13.668	1:12.936	45.064	27.872
1	12:02:43.504	54.317	30.271	24.046	11	12:13:05.672	52.004	28.256	23.748
2	12:03:36.072	52.568	28.568	24.000	12	12:13:57.720	52.048	28.475	23.573
3	12:04:28.877	52.805	28.996	23.809	13	12:14:49.340	51.620	28.109	23.511
4	12:05:21.879	53.002	28.822	24.180	p14	12:16:06.626	1:17.286	38.478	
5	12:06:26.506	1:04.627	33.046	31.581	(4) Benny Rasmussen				
6	12:07:27.952	1:01.446	36.644	24.802	1	12:03:01.860	59.224	30.580	28.644
7	12:08:20.074	52.122	28.642	23.480	2	12:04:08.061	1:06.201	28.810	37.391
8	12:09:11.171	51.097	27.877	23.220	3	12:05:04.119	56.058	28.746	27.312
9	12:10:05.880	54.709	30.175	24.534	4	12:06:03.065	58.946	32.338	26.608

STCC Falkenberg

Historic

Falkenberg 1,843 Km

Qualifying

2011-07-01 12:00

Qualifying (20:00 Time) started at 12:00:00

Lap	Time of Day	Lap Tm	S1 Tm	S2 Tm	Lap	Time of Day	Lap Tm	S1 Tm	S2 Tm
5	12:06:56.040	52.975	28.421	24.554	8	12:09:40.857	54.361	29.404	24.957
6	12:07:49.982	53.942	29.432	24.510	9	12:10:34.328	53.471	29.575	23.896
7	12:08:42.553	52.571	28.559	24.012	10	12:11:29.336	55.008	29.759	25.249
8	12:09:42.605	1:00.052	31.068	28.984	11	12:12:21.807	52.471	28.620	23.851
9	12:10:39.817	57.212	29.767	27.445	12	12:13:14.401	52.594	28.849	23.745
10	12:11:32.885	53.068	28.828	24.240	13	12:14:08.151	53.750	28.823	24.927
11	12:12:27.847	54.962	29.435	25.527	14	12:15:02.105	53.954	29.479	24.475
12	12:13:20.673	52.826	28.500	24.326	15	12:15:57.587	55.482	30.476	25.006
13	12:14:12.477	51.804	28.033	23.771	16	12:16:52.632	55.045	30.153	24.892
14	12:15:04.258	51.781	28.053	23.728	17	12:17:45.187	52.555	28.750	23.805
p15	12:16:08.170	1:03.912	30.055		18	12:18:37.386	52.199	28.564	23.635
16	12:18:00.160	1:51.990	1:16.290	29.413	19	12:19:29.808	52.422	28.687	23.735
17	12:18:52.681	52.521	28.505	24.016	20	12:20:22.117	52.309	28.700	23.609
18	12:19:45.183	52.502	28.739	23.763					
19	12:20:37.244	52.061	28.019	24.042					
(29) Søren P Christensen									
	1	12:02:57.981		57.504					
	2	12:04:05.780		1:07.799			31.306		36.493
	3	12:05:01.710		55.930			30.140		25.790
	4	12:05:56.619		54.909					
	5	12:06:51.816		55.197					
	6	12:07:46.548		54.732					
	7	12:08:41.575		55.027			30.270		24.757
	8	12:09:37.654		56.079			30.539		25.540
	9	12:10:31.274		53.620			29.542		24.078
	10	12:11:30.050		58.776			33.188		25.588
	11	12:12:22.955		52.905			28.943		23.962
	12	12:13:17.595		54.640			29.860		24.780
	13	12:14:10.607		53.012			28.813		24.199
	14	12:15:03.147		52.540			28.894		23.646
	p15	12:16:02.754		59.607			29.806		
(63) Robert Paulsson									
	1	12:03:05.204		59.141			33.620		25.521
	2	12:04:09.245		1:04.041			29.229		34.812
	3	12:05:04.873		55.628			30.035		25.593
	4	12:05:58.343		53.470			29.386		24.084
	p5	12:07:03.301		1:04.958			32.020		
	6	12:09:15.029		2:11.728			1:39.866		25.808
	7	12:10:08.123		53.094			28.702		24.392
	8	12:11:05.477		57.354			31.010		26.344
	9	12:11:58.046		52.569			28.680		23.889
	p10	12:13:06.902		1:08.856			35.298		
(67) Ulf Von Hauswollf									
	1	12:02:45.493		58.000			32.537		25.463
	2	12:03:40.891		55.398			29.268		26.130
	3	12:04:35.555		54.664			29.459		25.205
	4	12:05:29.410		53.855			29.061		24.794
	5	12:06:24.559		55.149			29.565		25.584
	6	12:07:18.962		54.403			29.485		24.918
	7	12:08:13.678		54.716			29.444		25.272
	8	12:09:08.559		54.881			29.446		25.435
	9	12:10:02.988		54.429			29.615		24.814
	10	12:10:57.061		54.073			29.132		24.941
	p11	12:11:55.115		58.054			29.674		
	12	12:15:59.931		4:04.816			3:34.365		25.260
	13	12:16:54.054		54.123			29.438		24.685
	14	12:17:48.212		54.158			29.525		24.633
	15	12:18:41.499		53.287			28.888		24.399
	16	12:19:35.062		53.563			29.122		24.441
	17	12:20:29.236		54.174			29.559		24.615
(46) Olle Victorin									
	1	12:02:52.426		58.327			33.012		25.315
	2	12:03:57.081		1:04.655			34.344		30.311
	3	12:04:53.844		56.763			31.902		24.861
(62) Jonas Bengtsson									
	1	12:03:16.997		57.197			31.484		25.713
	2	12:04:14.607		57.610			29.691		27.919
	3	12:05:09.524		54.917			29.601		25.316
	4	12:06:03.668		54.144			29.316		24.828
	5	12:06:57.872		54.204			29.571		24.633
	6	12:07:51.522		53.650			29.089		24.561
	7	12:08:46.496		54.974			29.189		25.785

STCC Falkenberg

Historic Falkenberg 1,843 Km

Qualifying 2011-07-01 12:00

Qualifying (20:00 Time) started at 12:00:00

Lap	Time of Day	Lap Tm	S1 Tm	S2 Tm	Lap	Time of Day	Lap Tm	S1 Tm	S2 Tm
4	12:05:47.948	54.104	29.488	24.616	18	12:18:57.565	54.324	29.504	24.820
5	12:06:42.983	55.035	29.339	25.696	19	12:19:52.314	54.749	29.910	24.839
6	12:07:38.388	55.405	30.268	25.137	20	12:20:47.608	55.294	30.220	25.074
7	12:08:32.871	54.483	29.708	24.775					
8	12:09:28.202	55.331	30.106	25.225	(21) Anders Dahlgren				
9	12:10:22.985	54.783	29.794	24.989	1	12:02:46.200	56.150	30.918	25.232
10	12:11:17.095	54.110	29.339	24.771	2	12:03:41.439	55.239	29.521	25.718
11	12:12:14.046	56.951	30.524	26.427	3	12:04:37.262	55.823	29.941	25.882
12	12:13:09.419	55.373	29.632	25.741	4	12:05:31.487	54.225	29.591	24.634
13	12:14:05.235	55.816	30.478	25.338	5	12:06:26.475	54.988	29.663	25.325
14	12:15:00.140	54.905	29.858	25.047	6	12:07:20.800	54.325	29.595	24.730
15	12:15:55.732	55.592	29.944	25.648	7	12:08:14.929	54.129	29.354	24.775
16	12:16:53.373	57.641	32.357	25.284	8	12:09:08.924	53.995	29.389	24.606
17	12:17:47.212	53.839	29.245	24.594	9	12:10:07.066	58.142	33.306	24.836
18	12:18:40.813	53.601	29.181	24.420	10	12:11:01.984	54.918	29.820	25.098
19	12:19:34.334	53.521	28.778	24.743	11	12:11:56.781	54.797	29.913	24.884
20	12:20:28.882	54.548	29.924	24.624	12	12:12:57.805	1:01.024	34.487	26.537
					p13	12:13:54.363	56.558	29.370	
					14	12:18:16.182	4:21.819	3:50.565	26.147
					15	12:19:10.558	54.376	29.514	24.862
					p16	12:20:13.425	1:02.867	30.292	
(72) Patrik Molin					(32) Lennart Bengtsson				
1	12:02:51.412	58.748	31.315	27.433	1	12:02:37.112	56.269	30.946	25.323
2	12:03:56.274	1:04.862	35.065	29.797	2	12:03:32.970	55.858	30.249	25.609
3	12:04:50.145	53.871	29.464	24.407	3	12:04:27.402	54.432	29.119	25.313
4	12:05:43.788	53.643	29.359	24.284	4	12:05:23.056	55.654	29.769	25.885
5	12:06:42.014	58.226	29.532	28.694	5	12:06:18.433	55.377	30.048	25.329
p6	12:07:46.677	1:04.663	30.136		6	12:07:13.190	54.757	29.674	25.083
(23) Bent Sørensen					7	12:08:07.879	54.689	29.629	25.060
1	12:02:51.175	55.754	30.327	25.427	8	12:09:02.429	54.550	29.605	24.945
2	12:04:02.213	1:11.038	35.112	35.926	9	12:09:56.428	53.999	29.293	24.706
3	12:04:57.440	55.227	29.762	25.465	10	12:10:51.446	55.018	29.393	25.625
4	12:05:53.131	55.691	29.945	25.746	11	12:11:45.551	54.105	29.297	24.808
5	12:06:48.220	55.089	30.255	24.834	12	12:12:39.641	54.090	29.444	24.646
6	12:07:43.355	55.135	29.365	25.770	13	12:13:34.303	54.662	29.352	25.310
7	12:08:37.385	54.030	29.107	24.923	14	12:14:28.459	54.156	29.303	24.853
8	12:09:32.349	54.964	29.274	25.690	15	12:15:22.660	54.201	29.572	24.629
9	12:10:27.623	55.274	30.006	25.268	p16	12:16:19.741	57.081	29.549	
10	12:11:22.854	55.231	29.949	25.282	17	12:20:17.522	3:57.781	3:26.156	25.126
11	12:12:17.735	54.881	29.602	25.279					
12	12:13:12.967	55.232	30.086	25.146	(33) Tomas Hall				
13	12:14:07.906	54.939	29.734	25.205	1	12:02:48.890	54.078	30.201	23.877
14	12:15:01.581	53.675	29.193	24.482	p2	12:04:09.295	1:20.405	36.941	
15	12:15:56.179	54.598	29.191	25.407	(88) Magnus Öjdahl				
16	12:16:50.996	54.817	29.826	24.991	1	12:02:56.867	58.368	32.132	26.236
17	12:17:45.769	54.773	29.453	25.320	2	12:04:04.970	1:08.103	31.484	36.619
18	12:18:39.930	54.161	29.307	24.854	3	12:05:01.259	56.289	30.529	25.760
19	12:19:34.035	54.105	29.151	24.954	4	12:05:56.186	54.927	29.808	25.119
20	12:20:28.378	54.343	29.698	24.645	5	12:06:51.101	54.915	29.713	25.202
(86) Axel Ekman					6	12:07:46.279	55.178	30.001	25.177
1	12:03:04.947	59.648	33.026	26.622	7	12:08:41.127	54.848	30.012	24.836
2	12:04:11.577	1:06.630	31.444	35.186	p8	12:09:40.530	59.403	30.357	
3	12:05:09.250	57.673	31.032	26.641	9	12:18:00.196	8:19.666		33.139
4	12:06:06.034	56.784	30.658	26.126	10	12:18:56.910	56.714	31.451	25.263
5	12:07:02.184	56.150	30.456	25.694	11	12:19:51.297	54.387	29.830	24.557
6	12:07:57.938	55.754	30.176	25.578	12	12:20:46.614	55.317	30.676	24.641
7	12:08:53.676	55.738	30.170	25.568	(76) Andreas Östberg				
8	12:09:49.343	55.667	30.076	25.591	1	12:02:50.423	59.151	32.368	26.783
9	12:10:45.826	56.483	31.036	25.447	2	12:04:00.526	1:10.103	36.989	33.114
10	12:11:41.400	55.574	29.680	25.894	3	12:04:56.703	56.177	30.792	25.385
11	12:12:35.728	54.328	29.456	24.872	4	12:05:52.459	55.756	30.192	25.564
12	12:13:32.831	57.103	31.593	25.510	5	12:06:49.180	56.721	31.664	25.057
13	12:14:26.695	53.864	29.378	24.486	6	12:07:43.937	54.757	29.688	25.069
14	12:15:20.720	54.025	29.222	24.803					
15	12:16:14.928	54.208	29.304	24.904					
16	12:17:09.526	54.598	29.659	24.939					
17	12:18:03.241	53.715	28.998	24.717					

STCC Falkenberg

Historic

Falkenberg 1,843 Km

Qualifying

2011-07-01 12:00

Qualifying (20:00 Time) started at 12:00:00

Lap	Time of Day	Lap Tm	S1 Tm	S2 Tm	Lap	Time of Day	Lap Tm	S1 Tm	S2 Tm
7	12:08:38.544	54.607	29.794	24.813					
8	12:09:40.647	1:02.103	36.505	25.598					
9	12:10:36.191	55.544	30.858	24.686					
10	12:11:32.674	56.483	30.019	26.464					
p11	12:12:37.642	1:04.968	35.863						

(9) Håkan Lindevret

1	12:03:10.337	1:04.411	35.586	28.825
2	12:04:12.337	1:02.000	31.631	30.363
3	12:05:10.403	58.066	31.390	26.676
4	12:06:08.309	57.906	31.259	26.642
5	12:07:04.835	56.526	30.698	25.821
6	12:08:02.209	57.374	31.155	26.219
7	12:08:58.724	56.515	30.629	25.886
8	12:09:55.562	56.838	30.772	26.066
9	12:10:53.642	58.080	31.904	26.176
10	12:11:50.079	56.437	30.771	25.666
11	12:12:51.011	1:00.932	34.770	26.162
12	12:13:47.738	56.727	30.762	25.965
13	12:14:44.160	56.422	30.654	25.768
14	12:15:40.873	56.713	30.891	25.822

(39) Lars Fritz

1	12:04:59.038	2:39.196		28.986
2	12:05:56.130	57.092	30.406	26.686
3	12:06:54.731	58.601	32.269	26.332
4	12:07:51.844	57.113	30.505	26.608
5	12:08:59.754	1:07.910	35.996	31.914
6	12:09:59.338	59.584	33.953	25.631
7	12:10:55.963	56.625	30.530	26.095
8	12:11:53.195	57.232	30.563	26.669
p9	12:13:10.781	1:17.586	40.939	

(16) Sture Danielsson

1	12:03:16.591	1:03.615	36.374	27.241
2	12:04:17.369	1:00.778	31.691	29.087
3	12:05:16.089	58.720	31.937	26.783
4	12:06:14.548	58.459	31.652	26.807
5	12:07:14.484	59.936	32.223	27.713
6	12:08:11.428	56.944	30.908	26.036
7	12:09:08.403	56.975	30.812	26.163
8	12:10:06.820	58.417	32.136	26.281
9	12:11:06.685	59.865	32.010	27.855
10	12:12:09.978	1:03.293	33.002	30.291
p11	12:13:29.049	1:19.071	41.198	



STCC Falkenberg

Historic Falkenberg 1,843 Km

Qualifying 2011-07-01 12:00

Qualifying (20:00 Time) started at 12:00:00

Pos	No.	Name	Entrant	Make	Nat./Club	Laps	Best Tm	Diff In Lap	km/h
Historisk Racing Kl. 1									
1	59	Jürg Bächli		Opel Commodore	SWE-RHK	11	51.510		128,806
2	68	Pekka Nyström		Camaro Z28	SWE-RHK	6	51.782	0.272	128,129
3	60	Kenneth Persson		Ford GT40	SWE-Hyllinge MS	17	51.927	0.417	127,772
4	29	Søren P Christensen		Ford RS1600	DEN-HMS-DK	15	52.540	1.030	126,281
5	67	Ulf Von Hauswolff	02-Depån Kågeröd	BMW 2002	SWE-RHK	17	53.287	1.777	124,511
6	46	Olle Victorin		Porsche	SWE-Göteborgs Sportv	20	53.521	2.011	123,966
7	32	Lennart Bengtsson	02-Depån Kågeröd	BMW 2002	SWE-Hyllinge MS	17	53.999	2.489	122,869
8	88	Magnus Öjdahl		Shelby-mustang	SWE-Järfälla MK/RHK	12	54.387	2.877	121,992
9	39	Lars Fritz		BMC Clubman	SWE-RHK	9	56.625	5.115	117,171
10	16	Sture Danielsson		Ford Escort	SWE-RHK	11	56.944	5.434	116,514

Historisk Racing Kl. 2									
1	13	Jacob Holm Matheson		Escort	NOR-NMK	15	49.801		133,226
2	28	Anders Berger		Ford Escort	SWE-Bengtstors MC	15	50.007	0.206	132,677
3	19	Mads Gjerdrum		Ford Capri	NOR-NSK	10	50.375	0.574	131,708
4	69	Mikael Östberg		Camaro SS427	SWE-RHK	7	50.655	0.854	130,980
5	43	Erik Berger		Bengtstors MC	SWE-Bengtstors MC	16	51.097	1.296	129,847
6	50	Göran Boström		Camaro	SWE-RHK/SSK	8	51.143	1.342	129,730
7	26	Rolf Nilsson		Ford Escort	SWE-RHK/MSCC	12	51.176	1.375	129,647
8	3	Erik Høyer	Team Erik Høyer	Ford	DEN-ASK	14	51.620	1.819	128,532
9	4	Benny Rasmussen	Team Erik Høyer	Ford	DEN-HMS	19	51.781	1.980	128,132
10	53	Magnus Paulsson		Ford Capri	SWE-Hyllinge MS	13	51.789	1.988	128,112
11	62	Jonas Bengtsson		Ford Capri	SWE-Falkenbergs MK	20	52.199	2.398	127,106
12	63	Robert Paulsson		Ford Capri	SWE-RHK	10	52.569	2.768	126,211
13	72	Patrik Molin		Camaro	SWE-SSK/RHK	6	53.643	3.842	123,684
14	23	Bent Sørensen	Team Erik Høyer		DEN-HMS	20	53.675	3.874	123,611
15	86	Axel Ekman		Porsche	SWE-RHK	20	53.715	3.914	123,519
16	21	Anders Dahlgren		VW Scirocco	SWE-Ulricehamns MK	16	53.995	4.194	122,878
17	33	Tomas Hall		Ford Escort	SWE-Falkenbergs MK	2	54.078	4.277	122,689
18	76	Andreas Östberg		Ford Capri	SWE-Bålsta CC	11	54.607	4.806	121,501
19	9	Håkan Lindevret		Mini 1275GT	SWE-BMC Motorsport	14	56.422	6.621	117,592

Announcements

These results are provisional until the conclusion of any judicial and technical matters

Weather: cloudy, 17 degrees, dry track

STCC Falkenberg

Historic


Falkenberg 1,843 Km

Startgrid Heat 1

2011-07-02 10:55

Race (15:00 or 15 Laps)

Standing Start



POLE POSITION

Rank	Driver	Time	Rank	Driver	Time
2	28 Anders Berger	50.007	1	13 Jacob Holm Matheson	49.801
4	69 Mikael Östberg	50.655	2	19 Mads Gjerdrum	50.375
6	50 Göran Boström	51.143	3	43 Erik Berger	51.097
8	59 Jürg Bächli	51.510	4	26 Rolf Nilsson	51.176
10	4 Benny Rasmussen	51.781	5	3 Erik Høyer	51.620
12	53 Magnus Paulsson	51.789	6	68 Pekka Nyström	51.782
14	62 Jonas Bengtsson	52.199	7	60 Kenneth Persson	51.927
16	63 Robert Paulsson	52.569	8	29 Søren P Christensen	52.540
18	46 Olle Victorin	53.521	9	67 Ulf Von Hauswolff	53.287
20	23 Bent Sørensen	53.675	10	72 Patrik Molin	53.643
22	21 Anders Dahlgren	53.995	11	86 Axel Ekman	53.715
24	33 Tomas Hall	54.078	12	32 Lennart Bengtsson	53.999
26	76 Andreas Östberg	54.607	13	88 Magnus Öjdahl	54.387
28	39 Lars Fritz	56.625	14	9 Håkan Lindevret	56.422




STCC Falkenberg

Historic Falkenberg 1,843 Km

Startgrid Heat 1 2011-07-02 10:55

Race (15:00 or 15 Laps)



29

16 Sture Danielsson
56.944

15



STCC Falkenberg

Historic

Revised Result

Falkenberg 1,843 Km

Heat 1

2011-07-02 10:55

Race (15:00 or 15 Laps) started at 11:00:11

Pos	No.	Name	Entrant	Make	Nat./Club	Total Tm	Laps	Diff	Best Tm	Ø km/h
1	19	Mads Gjerdrum		Ford Capri	NOR-NSK	14:10.159	15		49.950	117,063
2	28	Anders Berger		Ford Escort	SWE-Bengtsfors MC	14:10.651	15	0.492	50.231	116,995
3	50	Göran Boström		Camaro	SWE-RHK/SSK	14:25.569	15	15.410	51.521	114,979
4	43	Erik Berger		Bengtsfors MC	SWE-Bengtsfors MC	14:35.305	15	25.146	52.235	113,700
5	68	Pekka Nyström		Camaro Z28	SWE-RHK	14:37.285	15	27.126	52.204	113,443
6	62	Jonas Bengtsson		Ford Capri	SWE-Falkenbergs MK	14:38.355	15	28.196	51.694	113,305
7	3	Erik Høyer	Team Erik Høyer	Ford	DEN-ASK	14:38.466	15	28.307	52.113	113,291
8	60	Kenneth Persson		Ford GT40	SWE-Hyllinge MS	14:39.078	15	28.919	51.949	113,212
9	59	Jürg Bächli		Opel Commodore	SWE-RHK	14:39.313	15	29.154	52.166	113,181
10	33	Tomas Hall		Ford Escort	SWE-Falkenbergs MK	14:39.601	15	29.442	51.001	113,144
11	4	Benny Rasmussen	Team Erik Høyer	Ford	DEN-HMS	14:40.446	15	30.287	51.627	113,036
12	72	Patrik Molin		Camaro	SWE-SSK/RHK	14:44.112	15	33.953	51.905	112,567
13	46	Olle Victorin		Porsche	SWE-Göteborgs Sportv	14:58.636	15	48.477	54.096	110,748
14	86	Axel Ekman		Porsche	SWE-RHK	14:59.300	15	49.141	54.221	110,666
15	23	Bent Sørensen	Team Erik Høyer		DEN-HMS	14:59.548	15	49.389	54.159	110,636
16	29	Søren P Christensen		Ford RS1600	DEN-HMS-DK	14:59.906	15	49.747	53.069	110,591
17	21	Anders Dahlgren		VW Scirocco	SWE-Ulricehamns MK	15:02.983	15	52.824	54.610	110,215
18	53	Magnus Paulsson		Ford Capri	SWE-Hyllinge MS	13:43.710	14	1 Lap	52.298	112,767
19	63	Robert Paulsson		Ford Capri	SWE-RHK	14:08.104	14	1 Lap	53.168	109,523
20	32	Lennart Bengtsson	02-Depån Kägeröd	BMW 2002	SWE-Hyllinge MS	14:10.657	14	1 Lap	53.849	109,195
21	67	Ulf Von Hauswolff	02-Depån Kägeröd	BMW 2002	SWE-RHK	14:13.183	14	1 Lap	54.679	108,871
22	88	Magnus Öjdahl		Shelby-mustang	SWE-Järfälla MK/RHK	14:22.979	14	1 Lap	54.571	107,635
23	39	Lars Fritz		BMC Clubman	SWE-RHK	14:32.049	14	1 Lap	56.344	106,516

Not classified (75% = 11 Laps)

DNF	69	Mikael Östberg		Camaro SS427	SWE-RHK	10:01.607	10	DNF	50.163	110,285
DNF	13	Jacob Holm Matheson		Escort	NOR-NMK	4:24.948	3	DNF		75,126
DNF	26	Rolf Nilsson		Ford Escort	SWE-RHK/MSCC	2:10.888	2	DNF		101,381
DNF	16	Sture Danielsson		Ford Escort	SWE-RHK	1:04.787	1	DNF		102,409
DNF	9	Håkan Lindevret		Mini 1275GT	SWE-BMC Motorsport			DNF		-
DNF	76	Andreas Östberg		Ford Capri	SWE-Bålsta CC			DNF		-

Announcements

Weather: cloudy, 21 degrees, dry track

These results are provisional until the conclusion of any judicial and technical matters

Started: 29 Classified: 23 Not classified: 6

Correction: Missed passing on No 72 in first lap

Margin of Victory	Ø km/h	Best Lap Tm	km/h	Best Lap by
0.492	117,063	49.950	132,829	19 - Mads Gjerdrum

Official Timing www.motorsport-events.se

Orbits

Timekeeping Ingrid Wagner:

Clerk of the course Ulf Sanell:

www.mylaps.com

Steward Alf Nordin:

Secretary of the meeting Hans Eirefelt:

Licensed to: Motorsport Events

Printed: 2011-07-02 12:16:52

STCC Falkenberg

Historic

Falkenberg 1,843 Km

Heat 1

2011-07-02 10:55

Race (15:00 or 15 Laps) started at 11:00:11

Lap	Time of Day	Lap Tm	S1 Tm	S2 Tm	Lap	Time of Day	Lap Tm	S1 Tm	S2 Tm
					15	11:14:46.592	54.323	29.237	25.086
(19) Mads Gjerdrum					(68) Pekka Nyström				
1	11:01:54.411			22.918	1	11:01:04.413			24.078
2	11:02:45.498	51.087	28.445	22.642	2	11:01:57.904	53.491	29.721	23.770
3	11:04:22.620	1:37.122	44.352	52.770	3	11:02:51.040	53.136	29.294	23.842
4	11:05:51.987	1:29.367	46.506	42.861	4	11:04:26.812	1:35.772	41.512	54.260
5	11:06:42.395	50.408	28.021	22.387	5	11:05:53.600	1:26.788	45.183	41.605
6	11:07:32.345	49.950	27.625	22.325	6	11:06:47.052	53.452	29.852	23.600
7	11:08:23.374	51.029	28.054	22.975	7	11:07:39.256	52.204	28.594	23.610
8	11:09:15.161	51.787	28.555	23.232	8	11:08:32.129	52.873	28.960	23.913
9	11:10:06.384	51.223	27.628	23.595	9	11:09:24.937	52.808	28.730	24.078
10	11:10:57.207	50.823	27.632	23.191	10	11:10:18.406	53.469	28.918	24.551
11	11:11:48.207	51.000	27.728	23.272	11	11:11:13.345	54.939	29.663	25.276
12	11:12:39.328	51.121	28.061	23.060	12	11:12:08.067	54.722	29.983	24.739
13	11:13:30.342	51.014	28.111	22.903	13	11:13:01.698	53.631	29.109	24.522
14	11:14:21.446	51.104	27.967	23.137	14	11:13:55.083	53.385	29.022	24.363
					15	11:14:48.572	53.489	29.102	24.387
(28) Anders Berger					(62) Jonas Bengtsson				
1	11:01:00.590			23.905	1	11:01:06.353			24.637
2	11:01:52.287	51.697	28.808	22.889	2	11:02:00.712	54.359	29.647	24.712
3	11:02:43.357	51.070	27.937	23.133	3	11:02:54.891	54.179	30.209	23.970
4	11:04:21.669	1:38.312	45.422	52.890	4	11:04:30.903	1:36.012	40.842	55.170
5	11:05:51.558	1:29.889	46.591	43.298	5	11:05:58.004	1:27.101	45.429	41.672
6	11:06:41.977	50.419	27.464	22.955	6	11:06:52.227	54.223	30.623	23.600
7	11:07:32.208	50.231	27.043	23.188	7	11:07:45.619	53.392	29.932	23.460
8	11:08:23.676	51.468	28.287	23.181	8	11:08:37.412	51.793	28.385	23.408
9	11:09:14.490	50.814	27.759	23.055	9	11:09:29.106	51.694	28.436	23.258
10	11:10:06.233	51.743	27.664	24.079	10	11:10:21.731	52.625	28.975	23.650
11	11:10:57.396	51.163	27.969	23.194	11	11:11:14.557	52.826	29.493	23.333
12	11:11:48.493	51.097	27.906	23.191	12	11:12:08.683	54.126	29.742	24.384
13	11:12:39.563	51.070	28.047	23.023	13	11:13:02.358	53.675	29.208	24.467
14	11:13:30.885	51.322	28.229	23.093	14	11:13:55.408	53.050	29.007	24.043
15	11:14:21.938	51.053	27.562	23.491	15	11:14:49.642	54.234	29.463	24.771
(50) Göran Boström					(3) Erik Høyer				
1	11:01:02.513			23.849	1	11:01:05.312			24.377
2	11:01:55.489	52.976	29.695	23.281	2	11:01:59.662	54.350	30.210	24.140
3	11:02:48.386	52.897	29.100	23.797	3	11:02:53.176	53.514	29.468	24.046
4	11:04:23.784	1:35.398	42.018	53.380	4	11:04:28.753	1:35.577	41.391	54.186
5	11:05:52.510	1:28.726	45.616	43.110	5	11:05:57.098	1:28.345	45.755	42.590
6	11:06:45.147	52.637	29.311	23.326	6	11:06:50.495	53.397	29.617	23.780
7	11:07:36.668	51.521	28.397	23.124	7	11:07:42.608	52.113	28.450	23.663
8	11:08:28.521	51.853	28.399	23.454	8	11:08:34.837	52.229	28.612	23.617
9	11:09:21.128	52.607	28.790	23.817	9	11:09:27.531	52.694	28.825	23.869
10	11:10:13.933	52.805	29.258	23.547	10	11:10:20.115	52.584	29.050	23.534
11	11:11:06.101	52.168	28.932	23.236	11	11:11:13.318	53.203	28.887	24.316
12	11:11:59.113	53.012	29.451	23.561	12	11:12:08.313	54.995	30.413	24.582
13	11:12:51.731	52.618	29.045	23.573	13	11:13:02.409	54.096	29.906	24.190
14	11:13:44.208	52.477	29.069	23.408	14	11:13:56.363	53.954	29.816	24.138
15	11:14:36.856	52.648	29.235	23.413	15	11:14:49.753	53.390	29.140	24.250
(43) Erik Berger					(60) Kenneth Persson				
1	11:01:03.987			24.331	1	11:01:08.975			24.996
2	11:01:58.904	54.917	31.193	23.724	2	11:02:02.266	53.291	29.483	23.808
3	11:02:51.873	52.969	29.262	23.707	3	11:02:56.920	54.654	30.482	24.172
4	11:04:27.372	1:35.499	41.265	54.234	4	11:04:33.037	1:36.117	40.173	55.944
5	11:05:54.937	1:27.565	44.862	42.703	5	11:05:58.646	1:25.609	45.000	40.609
6	11:06:47.626	52.689	29.181	23.508	6	11:06:52.805	54.159	30.337	23.822
7	11:07:39.861	52.235	28.617	23.618	7	11:07:45.893	53.088	29.675	23.413
8	11:08:32.801	52.940	28.820	24.120	8	11:08:37.864	51.971	28.576	23.395
9	11:09:26.569	53.768	29.824	23.944	9	11:09:29.813	51.949	28.410	23.539
10	11:10:19.783	53.214	29.558	23.656	10	11:10:22.335	52.522	29.147	23.375
11	11:11:13.035	53.252	28.960	24.292	11	11:11:15.012	52.677	29.439	23.238
12	11:12:06.712	53.677	29.329	24.348	12	11:12:09.845	54.833	30.339	24.494
13	11:12:59.282	52.570	28.769	23.801					
14	11:13:52.269	52.987	28.823	24.164					

STCC Falkenberg

Historic

Falkenberg 1,843 Km

Heat 1

2011-07-02 10:55

Race (15:00 or 15 Laps) started at 11:00:11

Lap	Time of Day	Lap Tm	S1 Tm	S2 Tm	Lap	Time of Day	Lap Tm	S1 Tm	S2 Tm
13	11:13:02.584	52.739	28.930	23.809	11	11:11:29.669	54.096	29.371	24.725
14	11:13:55.629	53.045	29.327	23.718	12	11:12:24.480	54.811	29.673	25.138
15	11:14:50.365	54.736	29.541	25.195	13	11:13:19.569	55.089	30.075	25.014
(59) Jürg Bächli					14	11:14:14.401	54.832	29.638	25.194
1	11:01:04.207			24.238	15	11:15:09.923	55.522	30.271	25.251
2	11:01:56.563	52.356	29.136	23.220	(86) Axel Ekman				
3	11:02:49.628	53.065	29.512	23.553	1	11:01:12.809			27.451
4	11:04:24.891	1:35.263	41.595	53.668	2	11:02:09.719	56.910	30.436	26.474
5	11:05:53.202	1:28.311	45.522	42.789	3	11:03:06.777	57.058	31.160	25.898
6	11:06:46.008	52.806	29.541	23.265	4	11:04:38.971	1:32.194	39.214	52.980
7	11:07:38.174	52.166	28.639	23.527	5	11:06:01.514	1:22.543	45.157	37.386
8	11:08:30.536	52.362	28.648	23.714	6	11:06:56.664	55.150	30.305	24.845
9	11:09:23.195	52.659	29.058	23.601	7	11:07:51.668	55.004	30.020	24.984
10	11:10:16.236	53.041	29.183	23.858	8	11:08:46.905	55.237	30.334	24.903
11	11:11:09.606	53.370	29.198	24.172	9	11:09:42.790	55.885	30.305	25.580
12	11:12:11.215	1:01.609	29.073	32.536	10	11:10:37.743	54.953	30.169	24.784
13	11:13:04.427	53.212	29.464	23.748	11	11:11:32.750	55.007	29.945	25.062
14	11:13:57.025	52.598	29.097	23.501	12	11:12:26.971	54.221	29.654	24.567
15	11:14:50.600	53.575	29.266	24.309	13	11:13:21.405	54.434	29.964	24.470
(33) Tomas Hall					14	11:14:15.695	54.290	29.294	24.996
1	11:01:10.782			25.217	15	11:15:10.587	54.892	29.438	25.454
2	11:02:04.649	53.867	30.040	23.827	(23) Bent Sørensen				
3	11:02:59.665	55.016	29.404	25.612	1	11:01:13.414			28.217
4	11:04:34.417	1:34.752	38.480	56.272	2	11:02:09.924	56.510	30.065	26.445
5	11:05:59.396	1:24.979	46.194	38.785	3	11:03:07.208	57.284	31.599	25.685
6	11:06:52.495	53.099	29.876	23.223	4	11:04:39.915	1:32.707	39.266	53.441
7	11:07:44.008	51.513	28.591	22.922	5	11:06:02.185	1:22.270	44.982	37.288
8	11:08:35.009	51.001	27.969	23.032	6	11:06:58.006	55.821	30.779	25.042
9	11:09:26.747	51.738	28.154	23.584	7	11:07:52.165	54.159	29.611	24.548
10	11:10:18.752	52.005	28.510	23.495	8	11:08:47.200	55.035	30.264	24.771
11	11:11:10.761	52.009	28.729	23.280	9	11:09:43.009	55.809	30.829	24.980
12	11:12:13.258	1:02.497	28.273	34.224	10	11:10:37.978	54.969	30.370	24.599
13	11:13:07.245	53.987	29.912	24.075	11	11:11:32.955	54.977	30.222	24.755
14	11:13:58.877	51.632	28.437	23.195	12	11:12:27.359	54.404	29.993	24.411
15	11:14:50.888	52.011	28.093	23.918	13	11:13:21.705	54.346	29.829	24.517
(4) Benny Rasmussen					14	11:14:15.979	54.274	29.527	24.747
1	11:01:05.881			24.678	15	11:15:10.835	54.856	29.622	25.234
2	11:02:00.651	54.770	29.885	24.885	(29) Søren P Christensen				
3	11:02:53.798	53.147	29.206	23.941	1	11:01:15.533			27.276
4	11:04:29.331	1:35.533	41.233	54.300	2	11:02:13.345	57.812	32.074	25.738
5	11:05:57.308	1:27.977	45.557	42.420	3	11:03:15.522	1:02.177	32.829	29.348
6	11:06:49.949	52.641	28.806	23.835	4	11:04:43.860	1:28.338	34.627	53.711
7	11:07:41.576	51.627	28.110	23.517	5	11:06:07.463	1:23.603	45.503	38.100
8	11:08:33.675	52.099	28.338	23.761	6	11:07:02.686	55.223	30.089	25.134
9	11:09:27.818	54.143	29.165	24.978	7	11:07:56.216	53.530	29.300	24.230
10	11:10:20.753	52.935	29.098	23.837	8	11:08:51.233	55.017	30.492	24.525
11	11:11:13.582	52.829	28.699	24.130	9	11:09:46.666	55.433	30.431	25.002
12	11:12:09.531	55.949	31.366	24.583	10	11:10:41.868	55.202	30.411	24.791
13	11:13:03.034	53.503	29.543	23.960	11	11:11:35.702	53.834	29.516	24.318
14	11:13:56.624	53.590	29.506	24.084	12	11:12:29.819	54.117	29.360	24.757
15	11:14:51.733	55.109	30.016	25.093	13	11:13:23.555	53.736	29.452	24.284
(46) Olle Victorin					14	11:14:16.624	53.069	29.076	23.993
1	11:01:09.433			25.701	15	11:15:11.193	54.569	29.286	25.283
2	11:02:06.836	57.403	32.008	25.395	(21) Anders Dahlgren				
3	11:03:03.810	56.974	31.213	25.761	1	11:01:12.517			26.650
4	11:04:35.691	1:31.881	40.557	51.324	2	11:02:07.992	55.475	30.273	25.202
5	11:06:00.449	1:24.758	46.329	38.429	3	11:03:04.365	56.373	31.169	25.204
6	11:06:56.188	55.739	30.601	25.138	4	11:04:37.497	1:33.132	40.540	52.592
7	11:07:51.393	55.205	29.963	25.242	5	11:06:01.123	1:23.626	45.480	38.146
8	11:08:46.210	54.817	29.966	24.851	6	11:06:57.793	56.670	31.458	25.212
9	11:09:40.878	54.668	29.716	24.952	7	11:07:53.041	55.248	30.342	24.906
10	11:10:35.573	54.695	30.001	24.694	8	11:08:48.864	55.823	30.715	25.108

STCC Falkenberg

Historic

Falkenberg 1,843 Km

Heat 1

2011-07-02 10:55

Race (15:00 or 15 Laps) started at 11:00:11

Lap	Time of Day	Lap Tm	S1 Tm	S2 Tm	Lap	Time of Day	Lap Tm	S1 Tm	S2 Tm
9	11:09:43.684	54.820	30.001	24.819	10	11:10:42.689	55.057	29.633	25.424
10	11:10:38.811	55.127	30.160	24.967	11	11:11:38.292	55.603	30.641	24.962
11	11:11:34.356	55.545	30.334	25.211	12	11:12:33.066	54.774	29.726	25.048
12	11:12:29.607	55.251	30.208	25.043	13	11:13:28.394	55.328	30.413	24.915
13	11:13:25.005	55.398	30.311	25.087	14	11:14:24.470	56.076	31.175	24.901
14	11:14:19.660	54.655	29.651	25.004					
15	11:15:14.270	54.610	29.598	25.012					
(53) Magnus Paulsson					(88) Magnus Öjdahl				
1	11:01:07.502			25.019	1	11:01:13.915			27.014
2	11:02:01.434	53.932	29.871	24.061	2	11:02:10.824	56.909	30.763	26.146
3	11:02:56.131	54.697	30.798	23.899	3	11:03:08.358	57.534	31.806	25.728
4	11:04:32.549	1:36.418	40.559	55.859	4	11:04:41.186	1:32.828	39.286	53.542
5	11:05:58.339	1:25.790	44.882	40.908	5	11:06:04.786	1:23.600	45.049	38.551
6	11:06:51.567	53.228	29.152	24.076	6	11:07:01.008	56.222	31.181	25.041
7	11:07:43.865	52.298	28.613	23.685	7	11:07:55.828	54.820	30.092	24.728
8	11:08:36.522	52.657	29.162	23.495	8	11:08:51.039	55.211	30.249	24.962
9	11:09:28.874	52.352	28.748	23.604	9	11:09:46.330	55.291	30.297	24.994
10	11:10:21.406	52.532	28.683	23.849	10	11:10:40.901	54.571	30.034	24.537
11	11:11:13.965	52.559	28.891	23.668	11	11:11:46.154	1:05.253	39.637	25.616
12	11:12:08.512	54.547	30.094	24.453	12	11:12:43.110	56.956	31.614	25.342
13	11:13:02.130	53.618	29.159	24.459	13	11:13:38.364	55.254	29.948	25.306
14	11:13:54.997	52.867	28.905	23.962	14	11:14:34.266	55.902	30.228	25.674
(63) Robert Paulsson					(39) Lars Fritz				
1	11:01:07.691			24.845	1	11:01:14.519			27.002
2	11:02:02.137	54.446	30.051	24.395	2	11:02:13.010	58.491	31.050	27.441
3	11:02:58.363	56.226	31.035	25.191	3	11:03:13.772	1:00.762	32.645	28.117
4	11:04:33.852	1:35.489	39.369	56.120	4	11:04:43.065	1:29.293	35.551	53.742
5	11:05:59.223	1:25.371	46.260	39.111	5	11:06:07.229	1:24.164	45.604	38.560
6	11:06:54.257	55.034	30.685	24.349	6	11:07:04.061	56.832	30.985	25.847
7	11:07:47.499	53.242	29.057	24.185	7	11:08:00.585	56.524	31.059	25.465
8	11:08:40.667	53.168	28.880	24.288	8	11:08:56.929	56.344	30.556	25.788
9	11:09:34.096	53.429	29.026	24.403	9	11:09:54.022	57.093	30.979	26.114
10	11:10:28.962	54.866	29.348	25.518	10	11:10:51.327	57.305	30.927	26.378
11	11:11:24.351	55.389	30.555	24.834	11	11:11:50.192	58.865	31.367	27.498
12	11:12:17.807	53.456	29.131	24.325	12	11:12:47.184	56.992	30.990	26.002
13	11:13:13.475	55.668	29.878	25.790	13	11:13:45.556	58.372	30.894	27.478
p14	11:14:19.391	1:05.916	32.581		14	11:14:43.336	57.780	31.029	26.751
(32) Lennart Bengtsson					(72) Patrik Molin				
1	11:01:14.942			27.394	1	11:02:11.693			25.902
2	11:02:13.891	58.949	33.006	25.943	2	11:03:12.750	1:01.057	31.753	29.304
3	11:03:15.935	1:02.044	32.906	29.138	3	11:04:41.664	1:28.914	35.467	53.447
4	11:04:44.833	1:28.898	34.698	54.200	4	11:06:05.018	1:23.354	44.929	38.425
5	11:06:08.376	1:23.543	45.313	38.230	5	11:07:01.296	56.278	31.246	25.032
6	11:07:04.172	55.796	30.178	25.618	6	11:07:53.201	51.905	28.113	23.792
7	11:07:58.781	54.609	29.763	24.846	7	11:08:47.342	54.141	29.523	24.618
8	11:08:53.501	54.720	30.058	24.662	8	11:09:41.143	53.801	29.908	23.893
9	11:09:48.028	54.527	29.811	24.716	9	11:10:33.298	52.155	28.568	23.587
10	11:10:43.369	55.341	30.053	25.288	10	11:11:25.431	52.133	28.567	23.566
11	11:11:38.839	55.470	30.385	25.085	11	11:12:18.030	52.599	28.487	24.112
12	11:12:33.430	54.591	29.548	25.043	12	11:13:10.101	52.071	28.849	23.222
13	11:13:27.279	53.849	29.190	24.659	13	11:14:02.764	52.663	28.905	23.758
14	11:14:21.944	54.665	29.562	25.103	14	11:14:55.399	52.635	28.806	23.829
(67) Ulf Von Hauswoff					(69) Mikael Östberg				
1	11:01:14.521			28.234	1	11:01:00.755			23.376
2	11:02:13.072	58.551	32.426	26.125	2	11:01:51.809	51.054	28.391	22.663
3	11:03:13.238	1:00.166	31.424	28.742	3	11:02:43.111	51.302	28.173	23.129
4	11:04:42.698	1:29.460	35.551	53.909	4	11:04:20.384	1:37.273	44.849	52.424
5	11:06:06.419	1:23.721	45.172	38.549	5	11:05:50.705	1:30.321	47.367	42.954
6	11:07:02.504	56.085	30.506	25.579	6	11:06:41.513	50.808	28.097	22.711
7	11:07:58.034	55.530	30.415	25.115	7	11:07:31.676	50.163	27.319	22.844
8	11:08:52.713	54.679	29.610	25.069	8	11:08:22.434	50.758	27.925	22.833
9	11:09:47.632	54.919	29.864	25.055	9	11:09:12.864	50.430	27.480	22.950
					p10	11:10:12.894	1:00.030	29.160	



STCC Falkenberg

Historic Falkenberg 1,843 Km

Heat 1 2011-07-02 10:55

Race (15:00 or 15 Laps) started at 11:00:11

Lap	Time of Day	Lap Tm	S1 Tm	S2 Tm	Lap	Time of Day	Lap Tm	S1 Tm	S2 Tm
(13) Jacob Holm Matheson									
1	11:01:00.421			24.912					
p2	11:02:20.196	1:19.775	37.818						
p3	11:04:36.235	2:16.039	1:16.795						
(26) Rolf Nilsson									
1	11:01:07.347			25.376					
p2	11:02:22.175	1:14.828	35.238						
(16) Sture Danielsson									
1	11:01:16.074			27.183					



STCC Falkenberg

Historic Falkenberg 1,843 Km
 Heat 1 2011-07-02 10:55

Race (15:00 or 15 Laps) started at 11:00:11 * NEW (3) *

Pos	No.	Name	Entrant	Make	Nat./Club	Total Tm	Laps	Diff	Best Tm	Ø km/h
Historisk Racing Kl. 1										
1	60	Kenneth Persson		Ford GT40	SWE-Hyllinge MS	14:39.078	15		51.949	113,212
2	59	Jürg Bächli		Opel Commodore	SWE-RHK	14:39.313	15	0.235	52.166	113,181
3	46	Olle Victorin		Porsche	SWE-Göteborgs Sportv	14:58.636	15	19.558	54.096	110,748
4	29	Søren P Christensen		Ford RS1600	DEN-HMS-DK	14:59.906	15	20.828	53.069	110,591
5	32	Lennart Bengtsson	02-Depån Kågeröd	BMW 2002	SWE-Hyllinge MS	14:10.657	14	1 Lap	53.849	109,195
6	67	Ulf Von Hauswolff	02-Depån Kågeröd	BMW 2002	SWE-RHK	14:13.183	14	1 Lap	54.679	108,871
7	88	Magnus Öjdahl		Shelby-mustang	SWE-Järfälla MK/RHK	14:22.979	14	1 Lap	54.571	107,635
8	39	Lars Fritz		BMC Clubman	SWE-RHK	14:32.049	14	1 Lap	56.344	106,516

Not classified (75% = 11 Laps)

DNF	16	Sture Danielsson		Ford Escort	SWE-RHK	1:04.787	1	DNF		102,409
-----	----	------------------	--	-------------	---------	----------	---	-----	--	---------

Historisk Racing Kl. 2

1	19	Mads Gjerdrum		Ford Capri	NOR-NSK	14:10.159	15		49.950	117,063
2	28	Anders Berger		Ford Escort	SWE-Bengtsfors MC	14:10.651	15	0.492	50.231	116,995
3	50	Göran Boström		Camaro	SWE-RHK/SSK	14:25.569	15	15.410	51.521	114,979
4	43	Erik Berger		Bengtsfors MC	SWE-Bengtsfors MC	14:35.305	15	25.146	52.235	113,700
5	68	Pekka Nystrom		Camaro Z28	SWE-RHK	14:37.285	15	27.126	52.204	113,443
6	62	Jonas Bengtsson		Ford Capri	SWE-Falkenbergs MK	14:38.355	15	28.196	51.694	113,305
7	3	Erik Høyer	Team Erik Høyer	Ford	DEN-ASK	14:38.466	15	28.307	52.113	113,291
8	33	Tomas Hall		Ford Escort	SWE-Falkenbergs MK	14:39.601	15	29.442	51.001	113,144
9	4	Benny Rasmussen	Team Erik Høyer	Ford	DEN-HMS	14:40.446	15	30.287	51.627	113,036
10	72	Patrik Molin		Camaro	SWE-SSK/RHK	14:44.112	15	33.953	51.905	112,567
11	86	Axel Ekman		Porsche	SWE-RHK	14:59.300	15	49.141	54.221	110,666
12	23	Bent Sørensen	Team Erik Høyer		DEN-HMS	14:59.548	15	49.389	54.159	110,636
13	21	Anders Dahlgren		VW Scirocco	SWE-Ulricehamns MK	15:02.983	15	52.824	54.610	110,215
14	53	Magnus Paulsson		Ford Capri	SWE-Hyllinge MS	13:43.710	14	1 Lap	52.298	112,767
15	63	Robert Paulsson		Ford Capri	SWE-RHK	14:08.104	14	1 Lap	53.168	109,523

Not classified (75% = 11 Laps)

DNF	69	Mikael Östberg		Camaro SS427	SWE-RHK	10:01.607	10	DNF	50.163	110,285
DNF	13	Jacob Holm Matheson		Escort	NOR-NMK	4:24.948	3	DNF		75,126
DNF	26	Rolf Nilsson		Ford Escort	SWE-RHK/MSCC	2:10.888	2	DNF		101,381
DNF	9	Håkan Lindevret		Mini 1275GT	SWE-BMC Motorsport			DNF		-
DNF	76	Andreas Östberg		Ford Capri	SWE-Bålsta CC			DNF		-

Announcements

Weather: cloudy, 21 degrees, dry track

These results are provisional until the conclusion of any judicial and technical matters

Started: 29 Classified: 23 Not classified: 6

Correction: Missed passing on No 72 in first lap

Margin of Victory	Ø km/h	Best Lap Tm	km/h	Best Lap by
0.492	117,063	49.950	132,829	19 - Mads Gjerdrum

Official Timing www.motorsport-events.se

Orbits

Timekeeping Ingrid Wagner:

Clerk of the course Ulf Sanell:

www.mylaps.com

Steward Alf Nordin:

Secretary of the meeting Hans Eirefelt:

Licensed to: Motorsport Events

Printed: 2011-07-02 16:48:09

STCC Falkenberg

Historic


Falkenberg 1,843 Km

Startgrid Heat 2

2011-07-02 14:50

Race (15:00 or 15 Laps)

Standing Start



POLE POSITION

Rank	Driver	Time	Rank	Driver	Time
2	69 Mikael Östberg	50.163	1	19 Mads Gjerdrum	49.950
4	33 Tomas Hall	51.001	2	28 Anders Berger	50.231
6	4 Benny Rasmussen	51.627	3	50 Göran Boström	51.521
8	72 Patrik Molin	51.905	4	62 Jonas Bengtsson	51.694
10	3 Erik Høyer	52.113	5	60 Kenneth Persson	51.949
12	68 Pekka Nyström	52.204	6	59 Jürg Bächli	52.166
14	53 Magnus Paulsson	52.298	7	43 Erik Berger	52.235
16	63 Robert Paulsson	53.168	8	29 Søren P Christensen	53.069
18	46 Olle Victorin	54.096	9	32 Lennart Bengtsson	53.849
20	86 Axel Ekman	54.221	10	23 Bent Sørensen	54.159
22	21 Anders Dahlgren	54.610	11	88 Magnus Öjdahl	54.571
24	39 Lars Fritz	56.344	12	67 Ulf Von Hauswolff	54.679
26	26 Rolf Nilsson		13	13 Jacob Holm Matheson	
28	9 Håkan Lindevret		14	16 Sture Danielsson	



STCC Falkenberg

Historic Falkenberg 1,843 Km


Startgrid Heat 2 2011-07-02 14:50

Race (15:00 or 15 Laps)



29
76 Andreas Östberg

15

Timekeeping Ingrid Wagner: 

Clerk of the course Ulf Sanell:

Steward Alf Nordin:

Secretary of the meeting Hans Eirefelt:

www.mylaps.com

Licensed to: Motorsport Events

STCC Falkenberg

Historic Falkenberg 1,843 Km

Heat 2 2011-07-02 14:50

* NEW (2) *

Race (15:00 or 15 Laps) started at 14:57:18

Pos	No.	Name	Entrant	Make	Nat./Club	Total Tm	Laps	Diff	Best Tm	Ø km/h
1	19	Mads Gjerdrum		Ford Capri	NOR-NSK	12:47.678	15		50.389	129,640
2	28	Anders Berger		Ford Escort	SWE-Bengtsfors MC	12:48.118	15	0.440	50.264	129,566
3	13	Jacob Holm Matheson		Escort	NOR-NMK	13:07.274	15	19.596	50.945	126,413
4	72	Patrik Molin		Camaro	SWE-SSK/RHK	13:12.542	15	24.864	52.470	125,573
5	68	Pekka Nyström		Camaro Z28	SWE-RHK	13:17.927	15	30.249	51.306	124,726
6	59	Jürg Bächli		Opel Commodore	SWE-RHK	13:20.826	15	33.148	52.478	124,274
7	4	Benny Rasmussen	Team Erik Høyer	Ford	DEN-HMS	13:21.449	15	33.771	52.491	124,177
8	29	Søren P Christensen		Ford RS1600	DEN-HMS-DK	13:28.692	15	41.014	52.685	123,065
9	23	Bent Sørensen	Team Erik Høyer		DEN-HMS	13:43.005	15	55.327	53.413	120,925
10	60	Kenneth Persson		Ford GT40	SWE-Hyllinge MS	13:58.019	15	1:10.341	52.847	118,759
11	63	Robert Paulsson		Ford Capri	SWE-RHK	12:49.199	14	1 Lap	53.483	120,758
12	46	Olle Victorin		Porsche	SWE-Göteborgs Sportv	12:54.868	14	1 Lap	54.307	119,875
13	32	Lennart Bengtsson	02-Depån Kägeröd	BMW 2002	SWE-Hyllinge MS	12:55.316	14	1 Lap	54.435	119,805
14	21	Anders Dahlgren		VW Scirocco	SWE-Ulricehamns MK	13:04.715	14	1 Lap	54.897	118,370
15	67	Ulf Von Hauswolff	02-Depån Kägeröd	BMW 2002	SWE-RHK	13:15.733	14	1 Lap	54.853	116,731
16	39	Lars Fritz		BMC Clubman	SWE-RHK	13:45.437	14	1 Lap	56.278	112,531
17	33	Tomas Hall		Ford Escort	SWE-Falkenbergs MK	11:18.648	13	2 Laps	51.494	127,094
18	62	Jonas Bengtsson		Ford Capri	SWE-Falkenbergs MK	13:54.889	13	2 Laps	52.391	103,310
19	69	Mikael Östberg		Camaro SS427	SWE-RHK	10:11.640	12	3 Laps	50.390	130,171

Not classified (75% = 11 Laps)

DNF	88	Magnus Öjdahl		Shelby-mustang	SWE-Järfälla MK/RHK	8:32.262	9	DNF	54.650	116,568
DNF	43	Erik Berger		Bengtsfors MC	SWE-Bengtsfors MC	6:25.944	7	DNF	52.990	120,337
DNF	16	Sture Danielsson		Ford Escort	SWE-RHK	6:38.898	6	DNF	57.966	99,797
DNF	3	Erik Høyer	Team Erik Høyer	Ford	DEN-ASK	4:26.531	5	DNF	53.643	124,465
DNF	26	Rolf Nilsson		Ford Escort	SWE-RHK/MSCC	4:26.687	5	DNF	52.360	124,393
DNF	86	Axel Ekman		Porsche	SWE-RHK	2:05.499	2	DNF		105,734
DNS	9	Håkan Lindevret		Mini 1275GT	SWE-BMC Motorsport			DNS		-
DNS	53	Magnus Paulsson		Ford Capri	SWE-Hyllinge MS			DNS		-
DNS	76	Andreas Östberg		Ford Capri	SWE-Bälsta CC			DNS		-
DQ	50	Göran Boström		Camaro	SWE-RHK/SSK	12:47.793	14	DQ	51.583	120,979

Announcements

No 43: Drive through penalty. Reason: Jump start

Weather: sunny, 29 degrees, dry track

These results are provisional until the conclusion of any judicial and technical matters

Started: 26 Classified: 20 Not classified: 6

No 50: Disqualified. Reason: Unfair driving

No 60: Time penalty 30 sec. Reason: Overtaking under yellow flag

Margin of Victory	Ø km/h	Best Lap Tm	km/h	Best Lap by
0.440	129,640	50.264	131,999	28 - Anders Berger

Official Timing www.motorsport-events.se

Orbits

Timekeeping Ingrid Wagner:



Clerk of the course Ulf Sanell:

www.mylaps.com

Steward Alf Nordin:

Secretary of the meeting Hans Eirefelt:

Licensed to: Motorsport Events

Printed: 2011-07-02 15:41:33



STCC Falkenberg

Historic Falkenberg 1,843 Km

Heat 2 2011-07-02 14:50

Race (15:00 or 15 Laps) started at 14:57:18 * NEW *

Pos	No.	Name	Entrant	Make	Nat./Club	Total Tm	Laps	Diff	Best Tm	Ø km/h
Historisk Racing Kl. 1										
1	59	Jürg Bächli		Opel Commodore	SWE-RHK	13:20.826	15		52.478	124,274
2	29	Søren P Christensen		Ford RS1600	DEN-HMS-DK	13:28.692	15	7.866	52.685	123,065
3	60	Kenneth Persson		Ford GT40	SWE-Hyllinge MS	13:58.019	15	37.193	52.847	118,759
4	46	Olle Victorin		Porsche	SWE-Göteborgs Sportv	12:54.868	14	1 Lap	54.307	119,875
5	32	Lennart Bengtsson	02-Depån Kägeröd	BMW 2002	SWE-Hyllinge MS	12:55.316	14	1 Lap	54.435	119,805
6	67	Ulf Von Hauswloff	02-Depån Kägeröd	BMW 2002	SWE-RHK	13:15.733	14	1 Lap	54.853	116,731
7	39	Lars Fritz		BMC Clubman	SWE-RHK	13:45.437	14	1 Lap	56.278	112,531

Not classified (75% = 11 Laps)

DNF	88	Magnus Öjdahl		Shelby-mustang	SWE-Järfälla MK/RHK	8:32.262	9	DNF	54.650	116,568
DNF	16	Sture Danielsson		Ford Escort	SWE-RHK	6:38.898	6	DNF	57.966	99,797

Historisk Racing Kl. 2

1	19	Mads Gjerdrum		Ford Capri	NOR-NSK	12:47.678	15		50.389	129,640
2	28	Anders Berger		Ford Escort	SWE-Bengtstors MC	12:48.118	15	0.440	50.264	129,566
3	13	Jacob Holm Matheson		Escort	NOR-NMK	13:07.274	15	19.596	50.945	126,413
4	72	Patrik Molin		Camaro	SWE-SSK/RHK	13:12.542	15	24.864	52.470	125,573
5	68	Pekka Nyström		Camaro Z28	SWE-RHK	13:17.927	15	30.249	51.306	124,726
6	4	Benny Rasmussen	Team Erik Høyer	Ford	DEN-HMS	13:21.449	15	33.771	52.491	124,177
7	23	Bent Sørensen	Team Erik Høyer		DEN-HMS	13:43.005	15	55.327	53.413	120,925
8	63	Robert Paulsson		Ford Capri	SWE-RHK	12:49.199	14	1 Lap	53.483	120,758
9	21	Anders Dahlgren		VW Scirocco	SWE-Ulricehamns MK	13:04.715	14	1 Lap	54.897	118,370
10	33	Tomas Hall		Ford Escort	SWE-Falkenbergs MK	11:18.648	13	2 Laps	51.494	127,094
11	62	Jonas Bengtsson		Ford Capri	SWE-Falkenbergs MK	13:54.889	13	2 Laps	52.391	103,310
12	69	Mikael Östberg		Camaro SS427	SWE-RHK	10:11.640	12	3 Laps	50.390	130,171

Not classified (75% = 11 Laps)

DNF	43	Erik Berger		Bengtstors MC	SWE-Bengtstors MC	6:25.944	7	DNF	52.990	120,337
DNF	3	Erik Høyer	Team Erik Høyer	Ford	DEN-ASK	4:26.531	5	DNF	53.643	124,465
DNF	26	Rolf Nilsson		Ford Escort	SWE-RHK/MSCC	4:26.687	5	DNF	52.360	124,393
DNF	86	Axel Ekman		Porsche	SWE-RHK	2:05.499	2	DNF		105,734
DNS	9	Håkan Lindevret		Mini 1275GT	SWE-BMC Motorsport			DNS		-
DNS	53	Magnus Paulsson		Ford Capri	SWE-Hyllinge MS			DNS		-
DNS	76	Andreas Östberg		Ford Capri	SWE-Bälsta CC			DNS		-
DQ	50	Göran Boström		Camaro	SWE-RHK/SSK	12:47.793	14	DQ	51.583	120,979

Announcements

No 43: Drive through penalty. Reason: Jump start

Weather: sunny, 29 degrees, dry track

These results are provisional until the conclusion of any judicial and technical matters

Started: 26 Classified: 20 Not classified: 6

No 50: Disqualified. Reason: Unfair driving

No 60: Time penalty 30 sec. Reason: Overtaking under yellow flag

Margin of Victory	Ø km/h	Best Lap Tm	km/h	Best Lap by
0.440	129,640	50.264	131,999	28 - Anders Berger

Official Timing www.motorsport-events.se

Orbits

Timekeeping Ingrid Wagner:

Clerk of the course Ulf Sanell:

www.mylaps.com

Steward Alf Nordin:

Secretary of the meeting Hans Eirefelt:

Licensed to: Motorsport Events

Printed: 2011-07-02 16:49:51

STCC Falkenberg

Historic

Falkenberg 1,843 Km

Heat 2

2011-07-02 14:50

Race (15:00 or 15 Laps) started at 14:57:18

Lap	Time of Day	Lap Tm	S1 Tm	S2 Tm	Lap	Time of Day	Lap Tm	S1 Tm	S2 Tm
(19) Mads Gjerdrum					14	15:09:37.339	54.044	29.140	24.904
1	14:58:03.385			23.046	15	15:10:30.945	53.606	29.770	23.836
2	14:58:54.590	51.205	28.173	23.032	(68) Pekka Nyström				
3	14:59:45.654	51.064	27.988	23.076	1	14:58:11.446			24.773
4	15:00:36.130	50.476	27.328	23.148	2	14:59:03.404	51.958	28.611	23.347
5	15:01:26.519	50.389	27.654	22.735	3	14:59:54.745	51.341	28.382	22.959
6	15:02:17.727	51.208	28.137	23.071	4	15:00:46.051	51.306	28.222	23.084
7	15:03:08.997	51.270	28.016	23.254	5	15:01:37.398	51.347	28.117	23.230
8	15:04:00.672	51.675	28.060	23.615	6	15:02:30.048	52.650	28.534	24.116
9	15:04:51.950	51.278	28.354	22.924	7	15:03:22.108	52.060	28.633	23.427
10	15:05:44.113	52.163	28.469	23.694	8	15:04:13.588	51.480	28.059	23.421
11	15:06:36.111	51.998	28.431	23.567	9	15:05:05.827	52.239	28.133	24.106
12	15:07:28.287	52.176	28.481	23.695	10	15:06:01.794	55.967	30.929	25.038
13	15:08:21.534	53.247	28.635	24.612	11	15:06:54.524	52.730	28.761	23.969
14	15:09:13.719	52.185	28.701	23.484	12	15:07:47.231	52.707	28.475	24.232
15	15:10:06.081	52.362	28.528	23.834	13	15:08:40.724	53.493	28.470	25.023
(28) Anders Berger					14	15:09:36.982	56.258	30.557	25.701
1	14:58:04.484			23.608	15	15:10:36.330	59.348	29.821	29.527
2	14:58:54.964	50.480	27.392	23.088	(59) Jürg Bächli				
3	14:59:46.133	51.169	27.824	23.345	1	14:58:08.609			23.891
4	15:00:36.397	50.264	27.098	23.166	2	14:59:02.309	53.700	29.796	23.904
5	15:01:26.843	50.446	27.565	22.881	3	14:59:56.535	54.226	30.282	23.944
6	15:02:18.040	51.197	28.095	23.102	4	15:00:50.204	53.669	29.715	23.954
7	15:03:09.340	51.300	27.947	23.353	5	15:01:43.721	53.517	29.272	24.245
8	15:04:00.998	51.658	27.939	23.719	6	15:02:37.146	53.425	29.334	24.091
9	15:04:52.368	51.370	28.237	23.133	7	15:03:31.308	54.162	29.480	24.682
10	15:05:44.493	52.125	28.201	23.924	8	15:04:24.895	53.587	29.605	23.982
11	15:06:36.344	51.851	28.218	23.633	9	15:05:17.373	52.478	28.830	23.648
12	15:07:28.738	52.394	28.793	23.601	10	15:06:10.583	53.210	29.243	23.967
13	15:08:21.846	53.108	28.396	24.712	11	15:07:03.695	53.112	29.099	24.013
14	15:09:14.115	52.269	28.548	23.721	12	15:07:58.076	54.381	29.276	25.105
15	15:10:06.521	52.406	28.262	24.144	13	15:08:50.850	52.774	28.852	23.922
(13) Jacob Holm Matheson					14	15:09:44.787	53.937	29.640	24.297
1	14:58:13.316			24.436	15	15:10:39.229	54.442	29.703	24.739
2	14:59:08.846	55.530	31.994	23.536	(4) Benny Rasmussen				
3	15:00:01.138	52.292	27.799	24.493	1	14:58:08.409			24.755
4	15:00:53.349	52.211	28.947	23.264	2	14:59:02.828	54.419	30.253	24.166
5	15:01:46.463	53.114	28.830	24.284	3	14:59:57.484	54.656	30.101	24.555
6	15:02:40.020	53.557	30.202	23.355	4	15:00:50.978	53.494	29.028	24.466
7	15:03:31.506	51.486	27.546	23.940	5	15:01:44.354	53.376	28.757	24.619
8	15:04:22.451	50.945	27.455	23.490	6	15:02:37.697	53.343	28.920	24.423
9	15:05:14.177	51.726	28.294	23.432	7	15:03:32.086	54.389	29.246	25.143
10	15:06:05.883	51.706	28.026	23.680	8	15:04:25.300	53.214	29.044	24.170
11	15:06:57.453	51.570	28.059	23.511	9	15:05:17.997	52.697	28.650	24.047
12	15:07:49.458	52.005	28.668	23.337	10	15:06:11.130	53.133	28.853	24.280
13	15:08:40.919	51.461	27.903	23.558	11	15:07:04.149	53.019	28.764	24.255
14	15:09:34.134	53.215	29.733	23.482	12	15:07:58.873	54.724	29.032	25.692
15	15:10:25.677	51.543	28.014	23.529	13	15:08:51.364	52.491	28.473	24.018
(72) Patrik Molin					14	15:09:45.212	53.848	29.366	24.482
1	14:58:07.598			24.439	15	15:10:39.852	54.640	29.470	25.170
2	14:59:00.293	52.695	28.714	23.981	(60) Kenneth Persson				
3	14:59:53.394	53.101	29.231	23.870	1	14:58:10.465			24.402
4	15:00:47.209	53.815	30.130	23.685	2	14:59:03.962	53.497	29.095	24.402
5	15:01:40.356	53.147	29.066	24.081	3	14:59:58.379	54.417	29.818	24.599
6	15:02:33.080	52.724	28.964	23.760	4	15:00:51.785	53.406	29.410	23.996
7	15:03:26.118	53.038	29.048	23.990	5	15:01:47.011	55.226	31.136	24.090
8	15:04:18.737	52.619	28.794	23.825	6	15:02:42.116	55.105	30.882	24.223
9	15:05:11.318	52.581	28.715	23.866	7	15:03:37.078	54.962	30.238	24.724
10	15:06:03.788	52.470	28.993	23.477	8	15:04:30.890	53.812	29.448	24.364
11	15:06:56.572	52.784	28.845	23.939	9	15:05:24.464	53.574	29.388	24.186
12	15:07:50.117	53.545	30.112	23.433	10	15:06:18.243	53.779	29.818	23.961
13	15:08:43.295	53.178	29.285	23.893	11	15:07:11.090	52.847	28.952	23.895

STCC Falkenberg

Historic

Falkenberg 1,843 Km

Heat 2

2011-07-02 14:50

Race (15:00 or 15 Laps) started at 14:57:18

Lap	Time of Day	Lap Tm	S1 Tm	S2 Tm	Lap	Time of Day	Lap Tm	S1 Tm	S2 Tm
12	15:08:04.028	52.938	29.196	23.742	11	15:07:22.042	54.838	29.791	25.047
13	15:08:56.912	52.884	28.827	24.057	12	15:08:17.031	54.989	29.964	25.025
14	15:09:51.872	54.960	30.894	24.066	13	15:09:11.309	54.278	29.666	24.612
15	15:10:46.422	54.550	30.507	24.043	14	15:10:07.602	56.293	30.085	26.208
(29) Søren P Christensen					(46) Olle Victorin				
1	14:58:15.425			25.529	1	14:58:15.913			25.565
2	14:59:09.873	54.448	29.669	24.779	2	14:59:11.615	55.702	31.044	24.658
3	15:00:03.354	53.481	29.137	24.344	3	15:00:06.064	54.449	29.809	24.640
4	15:00:56.677	53.323	29.157	24.166	4	15:01:00.371	54.307	29.710	24.597
5	15:01:49.409	52.732	28.701	24.031	5	15:01:54.754	54.383	29.767	24.616
6	15:02:43.554	54.145	29.566	24.579	6	15:02:49.910	55.156	29.947	25.209
7	15:03:39.011	55.457	30.367	25.090	7	15:03:45.809	55.899	30.244	25.655
8	15:04:32.173	53.162	29.025	24.137	8	15:04:40.691	54.882	29.926	24.956
9	15:05:24.893	52.720	28.867	23.853	9	15:05:35.220	54.529	29.735	24.794
10	15:06:18.849	53.956	29.654	24.302	10	15:06:31.394	56.174	31.127	25.047
11	15:07:11.534	52.685	28.774	23.911	11	15:07:26.285	54.891	29.832	25.059
12	15:08:04.626	53.092	29.250	23.842	12	15:08:22.848	56.563	30.014	26.549
13	15:08:58.039	53.413	29.157	24.256	13	15:09:17.971	55.123	30.114	25.009
14	15:09:52.967	54.928	30.086	24.842	14	15:10:13.271	55.300	30.202	25.098
15	15:10:47.095	54.128	30.020	24.108					
(23) Bent Sørensen					(32) Lennart Bengtsson				
1	14:58:12.664			24.333	1	14:58:16.743			25.981
2	14:59:07.350	54.686	30.385	24.301	2	14:59:12.360	55.617	30.562	25.055
3	15:00:00.971	53.621	29.110	24.511	3	15:00:06.795	54.435	29.456	24.979
4	15:00:55.374	54.403	28.973	25.430	4	15:01:01.252	54.457	29.803	24.654
5	15:01:48.787	53.413	28.877	24.536	5	15:01:55.893	54.641	29.615	25.026
6	15:02:43.280	54.493	29.651	24.842	6	15:02:50.354	54.461	29.681	24.780
7	15:03:40.723	57.443	30.387	27.056	7	15:03:46.217	55.863	30.152	25.711
8	15:04:35.659	54.936	30.193	24.743	8	15:04:41.227	55.010	30.055	24.955
9	15:05:31.401	55.742	30.002	25.740	9	15:05:35.764	54.537	29.713	24.824
10	15:06:26.976	55.575	30.017	25.558	10	15:06:31.910	56.146	30.914	25.232
11	15:07:21.540	54.564	29.554	25.010	11	15:07:26.714	54.804	29.708	25.096
12	15:08:16.342	54.802	29.737	25.065	12	15:08:23.185	56.471	30.113	26.358
13	15:09:10.583	54.241	29.544	24.697	13	15:09:18.314	55.129	30.096	25.033
14	15:10:05.455	54.872	29.763	25.109	14	15:10:13.719	55.405	30.177	25.228
15	15:11:01.408	55.953	30.040	25.913					
(50) Göran Boström					(21) Anders Dahlgren				
1	14:58:05.930			23.575	1	14:58:17.163			25.894
2	14:58:58.696	52.766	29.109	23.657	2	14:59:14.598	57.435	31.572	25.863
3	14:59:50.743	52.047	28.593	23.454	3	15:00:10.726	56.128	30.282	25.846
4	15:00:43.224	52.481	29.086	23.395	4	15:01:06.189	55.463	30.174	25.289
5	15:01:36.918	53.694	29.751	23.943	5	15:02:01.937	55.748	30.371	25.377
6	15:02:30.475	53.557	29.479	24.078	6	15:02:58.034	56.097	30.641	25.456
7	15:03:22.546	52.071	28.894	23.177	7	15:03:53.743	55.709	30.247	25.462
8	15:04:14.129	51.583	28.292	23.291	8	15:04:49.063	55.320	30.002	25.318
9	15:05:06.215	52.086	28.818	23.268	9	15:05:45.812	56.749	30.074	26.675
10	15:05:58.355	52.140	28.802	23.338	10	15:06:41.885	56.073	30.245	25.828
11	15:06:51.051	52.696	29.249	23.447	11	15:07:37.426	55.541	30.087	25.454
12	15:07:43.612	52.561	29.095	23.466	12	15:08:32.630	55.204	29.893	25.311
13	15:08:36.641	53.029	29.598	23.431	13	15:09:27.527	54.897	29.653	25.244
p14	15:10:06.196	1:29.555	50.989		14	15:10:23.118	55.591	30.194	25.397
(63) Robert Paulsson					(67) Ulf Von Hauswloff				
1	14:58:15.190			25.612	1	14:58:20.431			27.582
2	14:59:11.111	55.921	31.043	24.878	2	14:59:20.613	1:00.182	33.329	26.853
3	15:00:05.367	54.256	29.663	24.593	3	15:00:16.766	56.153	30.473	25.680
4	15:00:59.040	53.673	29.265	24.408	4	15:01:11.870	55.104	29.882	25.222
5	15:01:52.523	53.483	29.056	24.427	5	15:02:06.723	54.853	29.971	24.882
6	15:02:46.373	53.850	29.521	24.329	6	15:03:03.445	56.722	30.585	26.137
7	15:03:41.197	54.824	29.266	25.558	7	15:03:59.127	55.682	30.372	25.310
8	15:04:36.255	55.058	29.985	25.073	8	15:04:57.019	57.892	32.422	25.470
9	15:05:31.825	55.570	29.653	25.917	9	15:05:52.556	55.537	29.863	25.674
10	15:06:27.204	55.379	29.813	25.566	10	15:06:47.980	55.424	29.912	25.512
					11	15:07:43.369	55.389	29.961	25.428
					12	15:08:38.947	55.578	30.536	25.042

STCC Falkenberg

Historic

Falkenberg 1,843 Km

Heat 2

2011-07-02 14:50

Race (15:00 or 15 Laps) started at 14:57:18

Lap	Time of Day	Lap Tm	S1 Tm	S2 Tm	Lap	Time of Day	Lap Tm	S1 Tm	S2 Tm
13	15:09:38.275	59.328	31.616	27.712	3	15:00:09.515	56.462	30.256	26.206
14	15:10:34.136	55.861	30.277	25.584	4	15:01:04.165	54.650	29.759	24.891
(39) Lars Fritz					5	15:01:59.597	55.432	30.405	25.027
1	14:58:18.979			26.609	6	15:02:54.896	55.299	30.411	24.888
2	14:59:15.845	56.866	31.051	25.815	7	15:03:51.610	56.714	30.610	26.104
3	15:00:12.123	56.278	30.616	25.662	8	15:04:47.188	55.578	30.585	24.993
4	15:01:08.734	56.611	30.678	25.933	p9	15:05:50.665	1:03.477	32.689	
5	15:02:05.881	57.147	31.276	25.871	(43) Erik Berger				
6	15:03:03.980	58.099	31.154	26.945	1	14:58:12.240			24.301
7	15:04:01.285	57.305	30.821	26.484	2	14:59:05.955	53.715	29.758	23.957
8	15:04:58.959	57.674	31.185	26.489	3	14:59:58.945	52.990	29.069	23.921
9	15:05:57.526	58.567	31.792	26.775	4	15:00:52.533	53.588	29.790	23.798
10	15:06:59.149	1:01.623	32.215	29.408	5	15:01:46.298	53.765	29.449	24.316
11	15:08:00.113	1:00.964	31.769	29.195	6	15:02:41.404	55.106	31.002	24.104
12	15:08:59.312	59.199	31.658	27.541	p7	15:03:44.347	1:02.943	30.819	
13	15:10:01.895	1:02.583	32.340	30.243	(16) Sture Danielsson				
14	15:11:03.840	1:01.945	34.379	27.566	1	14:58:20.850			27.445
(33) Tomas Hall					2	14:59:20.448	59.598	32.624	26.974
1	14:58:06.679			23.849	3	15:00:18.414	57.966	31.971	25.995
2	14:58:59.173	52.494	28.817	23.677	4	15:01:16.659	58.245	32.089	26.156
3	14:59:51.261	52.088	28.548	23.540	5	15:02:17.820	1:01.161	32.206	28.955
4	15:00:43.769	52.508	28.885	23.623	p6	15:03:57.301	1:39.481	44.069	
5	15:01:37.288	53.519	29.489	24.030	(3) Erik Høyer				
6	15:02:30.868	53.580	29.532	24.048	1	14:58:09.383			24.150
7	15:03:23.572	52.704	29.169	23.535	2	14:59:03.026	53.643	29.554	24.089
8	15:04:15.411	51.839	28.341	23.498	3	14:59:57.326	54.300	30.119	24.181
9	15:05:06.905	51.494	28.152	23.342	4	15:00:51.224	53.898	29.392	24.506
10	15:05:59.187	52.282	28.815	23.467	5	15:01:44.934	53.710	29.607	24.103
11	15:06:51.447	52.260	28.813	23.447	(26) Rolf Nilsson				
12	15:07:44.072	52.625	29.151	23.474	1	14:58:13.177			24.526
13	15:08:37.051	52.979	29.519	23.460	2	14:59:06.162	52.985	29.168	23.817
(62) Jonas Bengtsson					3	14:59:59.230	53.068	29.049	24.019
1	14:58:11.232			24.845	4	15:00:52.730	53.500	29.765	23.735
2	14:59:04.744	53.512	29.691	23.821	5	15:01:45.090	52.360	28.452	23.908
3	14:59:58.184	53.440	29.328	24.112	(86) Axel Ekman				
4	15:00:51.354	53.170	29.109	24.061	1	14:58:19.833			27.234
5	15:01:44.655	53.301	29.014	24.287	p2	14:59:23.902	1:04.069	31.793	
6	15:02:41.637	56.982	32.843	24.139	(69) Mikael Östberg				
7	15:03:35.330	53.693	29.318	24.375	1	14:58:03.655			23.051
8	15:04:27.820	52.490	28.808	23.682	2	14:58:54.236	50.581	27.508	23.073
9	15:05:20.338	52.518	28.662	23.856	3	14:59:45.018	50.782	27.955	22.827
10	15:06:12.729	52.391	28.607	23.784	4	15:00:35.680	50.662	27.489	23.173
11	15:07:05.749	53.020	28.575	24.445	5	15:01:26.070	50.390	27.310	23.080
p12	15:08:04.485	58.736	29.764		6	15:02:17.378	51.308	28.049	23.259
13	15:11:13.292	3:08.807	2:21.091	43.524	7	15:03:08.690	51.312	28.053	23.259
(88) Magnus Öjdahl					8	15:03:59.820	51.130	27.994	23.136
1	14:58:17.398			25.665	9	15:04:51.611	51.791	28.019	23.772
2	14:59:13.053	55.655	30.455	25.200	10	15:05:43.650	52.039	28.262	23.777