



STCC Mantorp Park

Camaro Cup

Mantorp Park 3,106 Km

Test

2011-09-23 10:30

Practice (20:00 Time) started at 10:29:07

Pos	No.	Name	Entrant	Make	Nat./Club	Laps	Best Tm	Diff In Lap	km/h
1	16	Alexander Graff	Memphis Racing	Chevrolet Camaro	SWE-SSK	10	1:20.514		138,878
2	47	Fredrik Ros	Emeren Motorsport	Chevrolet Camaro	SWE-SMK Sundsvall	13	1:20.992	0.478	138,058
3	23	Jan Magnussen		Chevrolet Camaro	DEN-AAS	12	1:21.021	0.507	138,009
4	52	Tommie Eliasson	Orange Performance	Chevrolet Camaro	SWE-Kristianstads KK	12	1:21.879	1.365	136,562
5	43	Theo Björk	RTech	Chevrolet Camaro	SWE-Karlskoga MF	8	1:21.933	1.419	136,472
6	50	Jesse Krohn	Kart Motorsport	Chevrolet Camaro	FIN-X ON SPORT CLUE	13	1:21.984	1.470	136,388
7	77	Michael Wärn	Memphis Racing	Chevrolet Camaro	SWE-Karlskoga MF	10	1:22.100	1.586	136,195
8	83	Patric Sundel		Chevrolet Camaro	SWE-Hyllinge MS	12	1:22.197	1.683	136,034
9	18	Kevin Engman	Q8 OILS RACING	Chevrolet Camaro	SWE-SMK Söderhamn	12	1:22.376	1.862	135,739
10	24	Bjørn Vidar Brynildsen		Chevrolet Camaro	NOR-KNA Varna	11	1:22.381	1.867	135,730
11	17	Anders Brofalk	Brings Racing	Chevrolet Camaro	SWE-Kocktorp MK	5	1:22.443	1.929	135,628
12	1	Tobias Brink		Chevrolet Camaro	SWE-SMK Hörby	12	1:22.459	1.945	135,602
13	73	Stefan Jacobsson	Bylund Motorsport	Chevrolet Camaro	SWE-Järfälla MK	13	1:22.648	2.134	135,292
14	9	Peggen Andersson		Chevrolet Camaro	SWE-Falkenbergs MK	13	1:22.665	2.151	135,264
15	64	Marcus Larsson	JK Motorsport	Chevrolet Camaro	SWE-Bohus RC	11	1:22.678	2.164	135,243
16	98	Stein Frederic Akre		Chevrolet Camaro	NOR-NMK Trysil	11	1:22.714	2.200	135,184
17	96	Marcus Palmér	Palné & Co	Chevrolet Camaro	SWE-KAK	13	1:22.769	2.255	135,094
18	7	Ted Brink		Chevrolet Camaro	SWE-SMK Hörby	12	1:22.846	2.332	134,968
19	37	Ole Martin Lindum		Chevrolet Camaro	NOR-NMK	12	1:22.867	2.353	134,934
20	45	Jörgen Eriksson	Emeren Motorsport	Chevrolet Camaro	SWE-Rättvik RK	13	1:23.000	2.486	134,718
21	5	Andreas Ahlberg	Badatunna.se	Chevrolet Camaro	SWE-SMK Hedemora	10	1:23.015	2.501	134,694
22	13	Daniel Ivarsson		Chevrolet Camaro	SWE-Hyllinge MS	11	1:23.041	2.527	134,652
23	67	Martin Hansen		Chevrolet Camaro	DEN-Hedeland MK	13	1:23.541	3.027	133,846
24	72	Rogge Eriksson		Chevrolet Camaro	SWE-Järfälla MK	12	1:23.880	3.366	133,305
25	86	Fredrik Magnusson	Memphis Racing	Chevrolet Camaro	SWE-Jämtlands MK	12	1:24.474	3.960	132,367
26	10	Stefan Pettersson	Steber Racing	Chevrolet Camaro	SWE-Gestrike RT	10	1:24.479	3.965	132,360
27	95	Mikael Eklund	Team Nya åkeriet Örebro	Chevrolet Camaro	SWE-Karlskoga MF	9	1:24.773	4.259	131,900
28	4	Hampus Lindkvist	Memphis Racing	Chevrolet Camaro	SWE-Rättvik RK	8	1:24.962	4.448	131,607
29	42	Bjarne Nordal		Chevrolet Camaro	NOR-KNA Varna	11	1:25.263	4.749	131,142
30	30	Jari Nurminen		Chevrolet Camaro	FIN-Uau	11	1:25.904	5.390	130,164
31	99	Bill Berggren		Chevrolet Camaro	SWE-SSK	2	1:25.931	5.417	130,123
32	31	Tony Leivo		Chevrolet Camaro	FIN Aau	9	1:26.081	5.567	129,896
33	11	Frederick Bylund		Chevrolet Camaro	SWE-Kolsva MS	10	1:26.558	6.044	129,180
34	76	Görgen Ohlsson		Chevrolet Camaro	SWE-Anderstorp RC	12	1:27.301	6.787	128,081
35	88	Anssi-Jukka Kasi	Kart Motorsport	Chevrolet Camaro	FIN-Legends Cars Finkl	13	1:28.388	7.874	126,506
36	46	Christer Öhlin	Emeren Motorsport	Chevrolet Camaro	SWE-Mälåröarnas MK	10	1:30.362	9.848	123,742

Announcements

These results are provisional until the conclusion of any judicial and technical matters

Weather: sunny, 11 degrees, dry track

No 99 no transponder signal



STCC Mantorp Park

Camaro Cup

Mantorp Park 3,106 Km

Test

2011-09-23 10:30

Practice (20:00 Time) started at 10:29:27

Lap	Time of Day	Lap Tm
(16) Alexander Graff		
1	10:33:31.868	1:56.884
2	10:34:55.535	1:23.667
3	10:36:16.627	1:21.092
4	10:37:37.717	1:21.090
p5	10:42:09.752	4:32.035
6	10:45:04.944	2:55.192
7	10:46:26.294	1:21.350
8	10:47:46.808	1:20.514

(47) Fredrik Ros		
1	10:32:32.779	1:24.435
2	10:33:55.164	1:22.385
3	10:35:17.024	1:21.860
4	10:36:38.893	1:21.869
5	10:38:02.407	1:23.514
6	10:39:23.417	1:21.010
p7	10:43:22.889	3:59.472
8	10:44:48.053	1:25.164
9	10:46:09.976	1:21.923
10	10:47:30.968	1:20.992
11	10:48:52.562	1:21.594
12	10:50:13.800	1:21.238

(23) Jan Magnussen		
1	10:32:21.241	1:24.607
2	10:34:01.913	1:40.672
3	10:35:24.479	1:22.566
4	10:36:46.195	1:21.716
5	10:38:07.220	1:21.025
6	10:39:43.227	1:36.007
7	10:41:05.126	1:21.899
8	10:42:26.147	1:21.021
p9	10:45:36.583	3:10.436
10	10:47:12.613	1:36.030
11	10:48:41.085	1:28.472
12	10:50:03.377	1:22.292

(52) Tommie Eliasson		
1	10:31:35.678	2:06.399
p2	10:35:03.781	3:28.103
3	10:36:32.109	1:28.328
4	10:37:55.901	1:23.792
5	10:39:19.200	1:23.299
6	10:40:41.899	1:22.699
7	10:42:07.742	1:25.843
8	10:44:52.606	2:44.864
9	10:46:14.957	1:22.351
10	10:47:36.836	1:21.879
11	10:48:58.812	1:21.976

(43) Thed Björk		
1	10:32:39.128	1:31.126
2	10:34:03.391	1:24.263
3	10:35:27.198	1:23.807
4	10:36:49.131	1:21.933
p5	10:40:58.084	4:08.953
6	10:42:29.848	1:31.764
p7	10:47:30.039	5:00.191

(50) Jesse Krohn		
1	10:31:45.475	1:52.569
2	10:33:14.152	1:28.677
3	10:34:38.952	1:24.800
4	10:36:04.541	1:25.589

5	10:37:27.524	1:22.983
6	10:39:16.218	1:48.694
7	10:40:39.107	1:22.889
8	10:42:02.572	1:23.465
9	10:43:24.823	1:22.251
10	10:44:46.867	1:22.044
11	10:46:10.672	1:23.805
12	10:47:32.656	1:21.984
13	10:48:55.658	1:23.002

(77) Michael Wärm		
1	10:31:47.043	1:57.526
2	10:33:14.903	1:27.860
3	10:34:39.648	1:24.745
4	10:36:05.202	1:25.554
5	10:37:27.799	1:22.597
p6	10:41:02.683	3:34.884
7	10:42:35.143	1:32.460
8	10:45:20.228	2:45.085
9	10:46:42.328	1:22.100

(83) Patric Sundel		
1	10:31:44.687	1:59.519
2	10:33:17.685	1:32.998
3	10:34:44.070	1:26.385
4	10:36:09.709	1:25.639
5	10:37:32.919	1:23.210
6	10:39:02.062	1:29.143
7	10:40:24.739	1:22.677
8	10:41:49.904	1:25.165
9	10:43:12.101	1:22.197
p10	10:47:14.975	4:02.874
11	10:48:49.418	1:34.443
12	10:50:11.832	1:22.414

(18) Kevin Engman		
1	10:32:09.352	1:58.164
2	10:33:38.121	1:28.769
3	10:35:02.716	1:24.595
p4	10:38:21.813	3:19.097
5	10:39:55.621	1:33.808
6	10:41:19.916	1:24.295
7	10:42:42.300	1:22.384
8	10:45:28.841	2:46.541
9	10:46:51.948	1:23.107
10	10:48:14.324	1:22.376
11	10:49:36.938	1:22.614

(24) Bjørn Vidar Brynildsen		
1	10:32:18.156	1:54.288
2	10:33:47.647	1:29.491
3	10:35:12.774	1:25.127
4	10:36:38.750	1:25.976
5	10:38:04.549	1:25.799
6	10:39:27.737	1:23.188
7	10:40:50.269	1:22.532
8	10:42:13.165	1:22.896
9	10:45:00.670	2:47.505
10	10:46:23.051	1:22.381

(17) Anders Brofalk		
1	10:31:36.213	2:05.393
2	10:33:05.287	1:29.074
3	10:34:28.787	1:23.500
4	10:35:51.230	1:22.443
5	10:37:14.566	1:23.336

STCC Mantorp Park

Camaro Cup

Mantorp Park 3,106 Km

Test

2011-09-23 10:30

Practice (20:00 Time) started at 10:29:27

Lap	Time of Day	Lap Tm
(1) Tobias Brink		
1	10:31:56.110	1:59.255
2	10:33:26.608	1:30.498
3	10:34:52.687	1:26.079
4	10:36:17.611	1:24.924
5	10:37:40.833	1:23.222
p6	10:40:40.116	2:59.283
7	10:42:21.233	1:41.117
8	10:45:07.786	2:46.553
9	10:46:31.775	1:23.989
10	10:47:56.502	1:24.727
11	10:49:18.961	1:22.459

(73) Stefan Jacobsson		
1	10:32:57.643	1:27.982
2	10:34:22.544	1:24.901
3	10:35:47.467	1:24.923
4	10:37:12.037	1:24.570
5	10:38:35.252	1:23.215
6	10:39:57.900	1:22.648
p7	10:43:14.744	3:16.844
8	10:44:43.209	1:28.465
9	10:46:06.145	1:22.936
10	10:47:29.032	1:22.887
11	10:48:52.537	1:23.505
12	10:50:15.408	1:22.871

(9) Peggen Andersson		
1	10:32:07.252	1:52.049
2	10:33:40.493	1:33.241
3	10:35:08.620	1:28.127
4	10:36:32.687	1:24.067
5	10:37:56.580	1:23.893
6	10:39:19.688	1:23.108
7	10:40:42.686	1:22.998
8	10:42:08.589	1:25.903
9	10:44:56.367	2:47.778
10	10:46:19.696	1:23.329
11	10:47:42.772	1:23.076
12	10:49:05.437	1:22.665

(64) Marcus Larsson		
1	10:32:28.629	1:30.168
2	10:33:53.642	1:25.013
3	10:35:18.279	1:24.637
4	10:36:42.211	1:23.932
p5	10:40:33.450	3:51.239
6	10:42:05.493	1:32.043
7	10:43:29.240	1:23.747
8	10:44:52.183	1:22.943
9	10:46:15.923	1:23.740
10	10:47:38.766	1:22.843
11	10:49:01.444	1:22.678

(98) Stein Frederic Akre		
1	10:31:44.848	1:57.948
2	10:33:13.509	1:28.661
3	10:34:38.642	1:25.133
4	10:36:05.508	1:26.866
5	10:37:28.646	1:23.138
6	10:38:56.924	1:28.278
7	10:40:21.367	1:24.443
p8	10:44:39.075	4:17.708
9	10:46:12.651	1:33.576
10	10:47:35.365	1:22.714

Lap	Time of Day	Lap Tm
11	10:48:58.083	1:22.718
(96) Marcus Palmér		
1	10:31:33.102	2:05.479
2	10:33:01.052	1:27.950
3	10:34:25.497	1:24.445
4	10:35:49.588	1:24.091
5	10:37:15.421	1:25.833
6	10:38:40.912	1:25.491
7	10:40:04.017	1:23.105
p8	10:43:05.245	3:01.228
9	10:44:32.483	1:27.238
10	10:45:55.252	1:22.769
11	10:47:19.169	1:23.917
12	10:48:42.469	1:23.300
13	10:50:05.326	1:22.857

(7) Ted Brink		
1	10:32:04.983	2:06.412
2	10:33:37.278	1:32.295
3	10:35:04.095	1:26.817
4	10:36:29.719	1:25.624
5	10:37:54.014	1:24.295
6	10:39:17.777	1:23.763
7	10:40:40.623	1:22.846
p8	10:42:49.803	2:09.180
9	10:44:17.785	1:27.982
10	10:45:40.807	1:23.022
11	10:47:04.930	1:24.123
12	10:48:34.171	1:29.241

(37) Ole Martin Lindum		
1	10:32:15.789	1:54.953
2	10:33:44.672	1:28.883
3	10:35:11.427	1:26.755
4	10:36:36.357	1:24.930
p5	10:39:58.263	3:21.906
6	10:41:29.732	1:31.469
7	10:42:53.304	1:23.572
8	10:44:18.474	1:25.170
9	10:45:41.425	1:22.951
10	10:47:05.550	1:24.125
11	10:48:29.950	1:24.400
12	10:49:52.817	1:22.867

(45) Jörgen Eriksson		
1	10:32:44.333	1:30.316
2	10:34:09.309	1:24.976
3	10:35:33.546	1:24.237
4	10:36:57.515	1:23.969
5	10:38:21.533	1:24.018
6	10:39:46.646	1:25.113
p7	10:42:46.692	3:00.046
8	10:44:16.727	1:30.035
9	10:45:39.727	1:23.000
10	10:47:03.709	1:23.982
11	10:48:27.044	1:23.335
12	10:49:50.362	1:23.318

(5) Andreas Ahlberg		
1	10:31:54.848	1:47.361
2	10:33:22.570	1:27.722
3	10:34:46.752	1:24.182
4	10:36:10.987	1:24.235
5	10:37:34.217	1:23.230
6	10:39:06.988	1:32.771

STCC Mantorp Park

Camaro Cup

Mantorp Park 3,106 Km

Test

2011-09-23 10:30

Practice (20:00 Time) started at 10:29:27

Lap	Time of Day	Lap Tm
7	10:40:30.003	1:23.015
p8	10:45:05.288	4:35.285
9	10:46:38.298	1:33.010
10	10:48:03.165	1:24.867

Lap	Time of Day	Lap Tm
8	10:47:21.108	1:26.131
9	10:48:46.061	1:24.953
10	10:50:10.540	1:24.479

(13) Daniel Ivarsson

1	10:31:43.493	2:03.044
2	10:33:13.204	1:29.711
3	10:34:42.849	1:29.645
4	10:36:08.298	1:25.449
5	10:37:32.111	1:23.813
p6	10:42:07.213	4:35.102
7	10:45:06.866	2:59.653
8	10:46:32.739	1:25.873
9	10:47:57.969	1:25.230
10	10:49:21.010	1:23.041

(42) Bjarne Nordal

1	10:32:17.432	1:51.501
2	10:33:46.858	1:29.426
3	10:35:14.356	1:27.498
4	10:36:40.637	1:26.281
5	10:38:06.251	1:25.614
6	10:39:31.514	1:25.263
7	10:40:57.342	1:25.828
8	10:42:24.585	1:27.243
p9	10:44:30.823	2:06.238
10	10:46:02.406	1:31.583
p11	10:50:48.630	4:46.224

(67) Martin Hansen

1	10:32:46.001	1:32.939
2	10:34:12.388	1:26.387
3	10:35:37.095	1:24.707
4	10:37:01.638	1:24.543
5	10:38:27.249	1:25.611
6	10:39:54.149	1:26.900
7	10:41:18.491	1:24.342
8	10:42:44.586	1:26.095
9	10:45:33.100	2:48.514
10	10:46:56.808	1:23.708
11	10:48:21.337	1:24.529
12	10:49:44.878	1:23.541

(30) Jari Nurminen

1	10:32:51.353	1:30.781
2	10:34:18.532	1:27.179
3	10:35:44.489	1:25.957
4	10:37:11.718	1:27.229
5	10:38:43.862	1:32.144
6	10:40:10.307	1:26.445
7	10:41:36.400	1:26.093
8	10:43:02.396	1:25.996
9	10:44:28.300	1:25.904
10	10:45:54.533	1:26.233

(72) Rogge Eriksson

1	10:31:41.034	2:06.897
2	10:33:17.044	1:36.010
3	10:34:45.951	1:28.907
4	10:36:13.502	1:27.551
5	10:37:39.402	1:25.900
6	10:39:08.087	1:28.685
p7	10:42:33.646	3:25.559
8	10:45:31.629	2:57.983
9	10:46:56.328	1:24.699
10	10:48:20.672	1:24.344
11	10:49:44.552	1:23.880

(31) Tony Leivo

1	10:33:05.794	1:34.790
2	10:34:33.255	1:27.461
3	10:35:59.336	1:26.081
p4	10:41:00.063	5:00.727
5	10:42:32.375	1:32.312
6	10:44:19.437	1:47.062
7	10:45:49.156	1:29.719
8	10:47:25.535	1:36.379

(11) Frederick Bylund

1	10:32:52.737	1:32.752
2	10:34:20.297	1:27.560
3	10:35:46.855	1:26.558
4	10:37:14.284	1:27.429
5	10:38:42.792	1:28.508
6	10:45:27.660	6:44.868
7	10:46:55.924	1:28.264
p8	10:50:41.500	3:45.576

(86) Fredrik Magnusson

1	10:32:15.838	1:48.403
2	10:33:44.037	1:28.199
3	10:35:12.202	1:28.165
4	10:36:38.321	1:26.119
5	10:38:03.853	1:25.532
6	10:39:28.660	1:24.807
7	10:40:53.403	1:24.743
p8	10:44:22.589	3:29.186
9	10:45:52.470	1:29.881
10	10:47:17.722	1:25.252
11	10:48:42.196	1:24.474
12	10:50:08.356	1:26.160

(95) Mikael Eklund

1	10:32:03.166	1:59.534
2	10:33:50.133	1:46.967
3	10:35:20.767	1:30.634
4	10:36:47.454	1:26.687
p5	10:40:35.304	3:47.850
6	10:42:10.573	1:35.269
p7	10:47:47.681	5:37.108
8	10:49:22.584	1:34.903

(10) Stefan Pettersson

1	10:32:15.739	1:58.758
2	10:33:59.563	1:43.824
3	10:35:31.309	1:31.746
4	10:37:00.243	1:28.934
5	10:38:40.064	1:39.821
p6	10:44:21.363	5:41.299
7	10:45:54.977	1:33.614

(76) Görgen Ohlsson

1	10:33:09.764	1:34.223
2	10:34:38.203	1:28.439
p3	10:37:29.017	2:50.814
4	10:39:10.100	1:41.083
5	10:40:38.233	1:28.133
6	10:42:07.479	1:29.246



STCC Mantorp Park

Camaro Cup

Mantorp Park 3,106 Km

Test

2011-09-23 10:30

Practice (20:00 Time) started at 10:29:27

Lap	Time of Day	Lap Tm
7	10:45:05.347	2:57.868
8	10:46:35.015	1:29.668
9	10:48:02.553	1:27.538
10	10:49:29.854	1:27.301

Lap	Time of Day	Lap Tm
-----	-------------	--------

(88) Anssi-Jukka Kasi

1	10:31:52.363	1:57.985
2	10:33:26.368	1:34.005
3	10:34:59.411	1:33.043
4	10:36:31.397	1:31.986
5	10:38:05.776	1:34.379
6	10:39:37.332	1:31.556
7	10:41:06.911	1:29.579
8	10:42:35.957	1:29.046
9	10:45:36.355	3:00.398
10	10:47:07.241	1:30.886
11	10:48:35.629	1:28.388
12	10:50:05.284	1:29.655

(46) Christer Öhlin

1	10:32:01.039	1:59.714
2	10:33:37.239	1:36.200
3	10:35:10.803	1:33.564
p4	10:38:45.793	3:34.990
5	10:40:23.891	1:38.098
6	10:41:54.253	1:30.362
7	10:43:24.686	1:30.433
8	10:44:56.474	1:31.788
9	10:46:27.342	1:30.868
10	10:47:59.605	1:32.263

(4) Hampus Lindkvist

1	10:32:03.311	1:54.110
2	10:33:42.881	1:39.570
p3	10:36:45.027	3:02.146
4	10:38:15.853	1:30.826
p5	10:42:16.317	4:00.464
6	10:45:15.525	2:59.208
p7	10:49:06.039	3:50.514



STCC Mantorp Park

Camaro Cup

Mantorp Park 3,106 Km

Qualifying

-NEW-

2011-09-23 12:30

Qualifying (25:00 Time) started at 12:30:01

Pos	No.	Name	Entrant	Make	Nat./Club	Laps	Best Tm	Diff In Lap	km/h
1	16	Alexander Graff	Memphis Racing	Chevrolet Camaro	SWE-SSK	6	1:20.261		6 139,315
2	47	Fredrik Ros	Emeren Motorsport	Chevrolet Camaro	SWE-SMK Sundsvall	11	1:20.299	0.038	7 139,250
3	43	Theo Björk	RTech	Chevrolet Camaro	SWE-Karlskoga MF	8	1:20.556	0.295	5 138,805
4	50	Jesse Krohn	Kart Motorsport	Chevrolet Camaro	FIN-X ON SPORT CLUE	10	1:20.722	0.461	7 138,520
5	9	Peggen Andersson		Chevrolet Camaro	SWE-Falkenbergs MK	11	1:20.942	0.681	5 138,143
6	17	Anders Brofalk	Brings Racing	Chevrolet Camaro	SWE-Kocktorp MK	8	1:21.133	0.872	4 137,818
7	52	Tommie Eliasson	Orange Performance	Chevrolet Camaro	SWE-Kristianstads KK	12	1:21.196	0.935	5 137,711
8	5	Andreas Ahlberg	Badatunna.se	Chevrolet Camaro	SWE-SMK Hedemora	13	1:21.300	1.039	6 137,535
9	77	Michael Wärm	Memphis Racing	Chevrolet Camaro	SWE-Karlskoga MF	12	1:21.399	1.138	4 137,368
10	96	Marcus Palmér	Palmér & Co	Chevrolet Camaro	SWE-KAK	12	1:21.437	1.176	7 137,304
11	1	Tobias Brink		Chevrolet Camaro	SWE-SMK Hörby	13	1:21.460	1.199	7 137,265
12	86	Fredrik Magnusson	Memphis Racing	Chevrolet Camaro	SWE-Jämtlands MK	12	1:21.529	1.268	8 137,149
13	37	Ole Martin Lindum		Chevrolet Camaro	NOR-NMK	13	1:21.629	1.368	4 136,981
14	18	Kevin Engman	Q8 OILS RACING	Chevrolet Camaro	SWE-SMK Söderhamn	15	1:22.039	1.778	9 136,296
15	7	Ted Brink		Chevrolet Camaro	SWE-SMK Hörby	13	1:22.065	1.804	4 136,253
16	83	Patric Sundel		Chevrolet Camaro	SWE-Hyllinge MS	15	1:22.384	2.123	9 135,725
17	24	Bjørn Vidar Brynildsen		Chevrolet Camaro	NOR-KNA Varna	15	1:22.424	2.163	7 135,660
18	31	Tony Leivo		Chevrolet Camaro	FIN Aau	13	1:22.429	2.168	5 135,651
19	95	Mikael Eklund	Team Nya åkeriet Örebro	Chevrolet Camaro	SWE-Karlskoga MF	10	1:22.437	2.176	5 135,638
20	73	Stefan Jacobsson	Bylund Motorsport	Chevrolet Camaro	SWE-Järfälla MK	12	1:22.438	2.177	6 135,636
21	42	Bjarne Nordal		Chevrolet Camaro	NOR-KNA Varna	16	1:22.473	2.212	6 135,579
22	13	Daniel Ivarsson		Chevrolet Camaro	SWE-Hyllinge MS	14	1:22.515	2.254	6 135,510
23	98	Stein Frederic Akre		Chevrolet Camaro	NOR-NMK Trysil	17	1:22.676	2.415	15 135,246
24	72	Rogge Eriksson		Chevrolet Camaro	SWE-Järfälla MK	14	1:22.677	2.416	6 135,244
25	67	Martin Hansen		Chevrolet Camaro	DEN-Hedeland MK	11	1:22.716	2.455	7 135,181
26	45	Jörgen Eriksson	Emeren Motorsport	Chevrolet Camaro	SWE-Rättvik RK	15	1:23.369	3.108	10 134,122
27	4	Hampus Lindkvist	Memphis Racing	Chevrolet Camaro	SWE-Rättvik RK	8	1:23.648	3.387	6 133,674
28	30	Jari Nurminen		Chevrolet Camaro	FIN-Uau	9	1:23.879	3.618	4 133,306
29	10	Stefan Pettersson	Steber Racing	Chevrolet Camaro	SWE-Gestrike RT	10	1:24.208	3.947	9 132,785
30	11	Frederick Bylund		Chevrolet Camaro	SWE-Kolsva MS	13	1:24.368	4.107	7 132,534
31	88	Anssi-Jukka Kasi	Kart Motorsport	Chevrolet Camaro	FIN-Legends Cars Finl	12	1:25.503	5.242	11 130,774
32	23	Jan Magnussen		Chevrolet Camaro	DEN-AAS	2	1:26.087	5.826	2 129,887
33	76	Görgen Ohlsson		Chevrolet Camaro	SWE-Anderstorp RC	10	1:27.270	7.009	3 128,127
34	46	Christer Öhlin	Emeren Motorsport	Chevrolet Camaro	SWE-Mäläröarnas MK	6	1:28.161	7.900	5 126,832

Not classified (110% = 1:28.287)

64	Marcus Larsson	JK Motorsport	Chevrolet Camaro	SWE-Bohus RC	2	1:31.710	11.449	2 121,923
DQ	99	Bill Berggren	Chevrolet Camaro	SWE-SSK	10	1:22.439		9 135,635

Announcements

Weather: sunny, 14 degrees, dry track

These results are provisional until the conclusion of any judicial and technical matters

Start no 99 excluded from qualifying. Reason: leaving pit lane during qualification session

STCC Mantorp Park

Camaro Cup

Mantorp Park 3,106 Km

Qualifying

2011-09-23 12:30

Qualifying (25:00 Time) started at 12:30:00

Lap	Time of Day	Lap Tm
(16) Alexander Graff		
1	12:32:05.574	2:00.787
2	12:33:35.942	1:30.368
3	12:34:58.733	1:22.791
4	12:36:26.005	1:27.272
5	12:37:49.789	1:23.784
6	12:39:10.050	1:20.261

Lap	Time of Day	Lap Tm
(47) Fredrik Ros		
1	12:32:28.391	1:47.242
2	12:33:50.080	1:21.689
3	12:35:14.169	1:24.089
4	12:36:34.658	1:20.489
p5	12:41:07.478	4:32.820
6	12:42:43.995	1:36.517
7	12:44:04.294	1:20.299
8	12:45:24.950	1:20.656
9	12:46:46.084	1:21.134
p10	12:51:35.088	4:49.004
11	12:53:02.650	1:27.562

Lap	Time of Day	Lap Tm
(43) Thed Björk		
1	12:32:09.576	1:46.846
2	12:33:36.941	1:27.365
3	12:35:00.378	1:23.437
4	12:36:21.112	1:20.734
5	12:37:41.668	1:20.556
p6	12:40:59.212	3:17.544
7	12:42:37.231	1:38.019
8	12:44:02.403	1:25.172

Lap	Time of Day	Lap Tm
(50) Jesse Krohn		
1	12:32:02.096	1:54.432
2	12:33:34.381	1:32.285
3	12:34:56.303	1:21.922
4	12:36:19.480	1:23.177
5	12:37:40.494	1:21.014
6	12:39:04.096	1:23.602
7	12:40:24.818	1:20.722
p8	12:44:32.885	4:08.067
9	12:46:13.911	1:41.026
10	12:47:39.138	1:25.227

Lap	Time of Day	Lap Tm
(9) Peggen Andersson		
1	12:33:19.837	1:53.766
2	12:34:44.716	1:24.879
3	12:36:08.001	1:23.285
4	12:37:32.689	1:24.688
5	12:38:53.631	1:20.942
6	12:40:16.287	1:22.656
7	12:41:37.647	1:21.360
8	12:43:05.803	1:28.156
9	12:44:27.461	1:21.658
10	12:45:57.438	1:29.977
p11	12:56:10.309	10:12.871

Lap	Time of Day	Lap Tm
(17) Anders Brofalk		
1	12:32:10.131	1:52.846
2	12:33:38.356	1:28.225
3	12:35:01.367	1:23.011
4	12:36:22.500	1:21.133
5	12:37:43.697	1:21.197
p6	12:45:00.815	7:17.118
7	12:46:34.695	1:33.880
8	12:47:58.665	1:23.970

Lap	Time of Day	Lap Tm
(52) Tommie Eliasson		
1	12:32:11.672	1:50.670
2	12:33:38.815	1:27.143
3	12:35:02.787	1:23.972
4	12:36:24.575	1:21.788
5	12:37:45.771	1:21.196
6	12:39:07.164	1:21.393
p7	12:41:42.025	2:34.861
8	12:43:09.463	1:27.438
9	12:44:31.181	1:21.718
10	12:45:53.925	1:22.744
11	12:47:17.253	1:23.328
12	12:48:39.407	1:22.154

Lap	Time of Day	Lap Tm
(5) Andreas Ahlberg		
1	12:32:16.292	1:46.087
2	12:33:49.033	1:32.741
3	12:35:15.188	1:26.155
4	12:36:37.237	1:22.049
5	12:38:01.816	1:24.579
6	12:39:23.116	1:21.300
7	12:40:44.449	1:21.333
p8	12:45:07.651	4:23.202
9	12:46:43.959	1:36.308
10	12:48:12.271	1:28.312
11	12:49:35.714	1:23.443
12	12:50:58.200	1:22.486
13	12:52:30.100	1:31.900

Lap	Time of Day	Lap Tm
(77) Michael Wärm		
1	12:32:44.757	1:47.203
2	12:34:08.978	1:24.221
3	12:35:31.580	1:22.602
4	12:36:52.979	1:21.399
5	12:38:14.840	1:21.861
p6	12:44:23.880	6:09.040
7	12:45:54.711	1:30.831
8	12:47:18.425	1:23.714
9	12:48:40.133	1:21.708
10	12:50:09.227	1:29.094
11	12:51:35.849	1:26.622

Lap	Time of Day	Lap Tm
(96) Marcus Palmér		
1	12:32:12.367	1:52.988
2	12:33:39.724	1:27.357
3	12:35:03.061	1:23.337
4	12:36:25.098	1:22.037
5	12:37:46.901	1:21.803
6	12:39:08.856	1:21.955
7	12:40:30.293	1:21.437
8	12:41:52.848	1:22.555
p9	12:45:56.055	4:03.207
10	12:47:30.835	1:34.780
11	12:48:53.711	1:22.876
p12	12:55:58.984	7:05.273

Lap	Time of Day	Lap Tm
(1) Tobias Brink		
1	12:33:17.132	2:04.225
2	12:34:41.787	1:24.655
3	12:36:04.514	1:22.727
4	12:37:26.548	1:22.034
5	12:38:50.304	1:23.756
6	12:40:11.976	1:21.672
7	12:41:33.436	1:21.460
p8	12:46:53.240	5:19.804

STCC Mantorp Park

Camaro Cup

Mantorp Park 3,106 Km

Qualifying

2011-09-23 12:30

Qualifying (25:00 Time) started at 12:30:00

Lap	Time of Day	Lap Tm
9	12:48:29.648	1:36.408
10	12:49:56.045	1:26.397
11	12:51:17.525	1:21.480
12	12:52:49.066	1:31.541
13	12:54:31.547	1:42.481

(86) Fredrik Magnusson

1	12:32:29.564	1:42.896
2	12:33:52.054	1:22.490
3	12:35:16.575	1:24.521
4	12:36:40.473	1:23.898
5	12:38:07.094	1:26.621
6	12:39:29.735	1:22.641
7	12:40:51.697	1:21.962
8	12:42:13.226	1:21.529
p9	12:45:32.704	3:19.478
10	12:47:02.952	1:30.248
11	12:48:33.785	1:30.833
p12	12:56:38.202	8:04.417

(37) Ole Martin Lindum

1	12:32:43.187	1:47.290
2	12:34:09.466	1:26.279
3	12:35:32.362	1:22.896
4	12:36:53.991	1:21.629
5	12:38:15.711	1:21.720
p6	12:42:06.409	3:50.698
7	12:43:40.128	1:33.719
8	12:45:16.289	1:36.161
9	12:46:39.638	1:23.349
10	12:48:07.097	1:27.459
11	12:49:30.070	1:22.973
12	12:50:57.692	1:27.622
13	12:52:24.327	1:26.635

(18) Kevin Engman

1	12:32:41.917	1:49.648
2	12:34:08.504	1:26.587
3	12:35:33.277	1:24.773
4	12:36:55.707	1:22.430
p5	12:40:24.671	3:28.964
6	12:41:54.727	1:30.056
7	12:43:18.572	1:23.845
8	12:44:40.863	1:22.291
9	12:46:02.902	1:22.039
10	12:47:31.594	1:28.692
11	12:48:55.789	1:24.195
12	12:50:19.606	1:23.817
13	12:51:43.373	1:23.767
14	12:53:07.280	1:23.907
p15	12:56:24.138	3:16.858

(7) Ted Brink

1	12:33:16.002	2:07.947
2	12:34:40.984	1:24.982
3	12:36:03.833	1:22.849
4	12:37:25.898	1:22.065
5	12:38:47.983	1:22.085
p6	12:44:47.401	5:59.418
7	12:46:25.880	1:38.479
8	12:47:48.658	1:22.778
9	12:49:13.292	1:24.634
10	12:50:36.532	1:23.240
11	12:51:59.358	1:22.826
12	12:53:25.758	1:26.400
13	12:55:15.366	1:49.608

Lap	Time of Day	Lap Tm
(83) Patric Sundel		
1	12:32:37.712	1:48.967
2	12:34:05.041	1:27.329
3	12:35:27.606	1:22.565
4	12:36:50.066	1:22.460
5	12:38:13.246	1:23.180
6	12:39:36.157	1:22.911
7	12:40:58.926	1:22.769
8	12:42:34.358	1:35.432
9	12:43:56.742	1:22.384
p10	12:47:54.189	3:57.447
11	12:49:25.109	1:30.920
12	12:50:47.987	1:22.878
13	12:52:10.804	1:22.817
14	12:53:47.819	1:37.015
p15	12:56:36.050	2:48.231

(24) Bjørn Vidar Brynildsen

1	12:33:20.419	1:51.025
2	12:34:44.059	1:23.640
3	12:36:07.550	1:23.491
4	12:37:30.436	1:22.886
5	12:38:55.349	1:24.913
6	12:40:18.183	1:22.834
7	12:41:40.607	1:22.424
8	12:43:03.398	1:22.791
9	12:44:25.941	1:22.543
p10	12:47:41.954	3:16.013
11	12:49:15.134	1:33.180
12	12:50:38.133	1:22.999
13	12:52:01.811	1:23.678
14	12:53:26.772	1:24.961
15	12:55:16.192	1:49.420

(31) Tony Leivo

1	12:33:18.769	1:54.864
2	12:34:43.768	1:24.999
3	12:36:06.968	1:23.200
4	12:37:30.014	1:23.046
5	12:38:52.443	1:22.429
6	12:40:17.360	1:24.917
7	12:41:40.111	1:22.751
p8	12:47:44.575	6:04.464
9	12:49:18.091	1:33.516
10	12:50:42.895	1:24.804
11	12:52:07.265	1:24.370
12	12:53:39.230	1:31.965
13	12:55:23.157	1:43.927

(95) Mikael Eklund

1	12:32:50.156	1:48.074
2	12:34:16.428	1:26.272
3	12:35:40.207	1:23.779
4	12:37:03.213	1:23.006
5	12:38:25.650	1:22.437
6	12:39:48.573	1:22.923
7	12:41:11.525	1:22.952
p8	12:45:18.559	4:07.034
9	12:46:53.755	1:35.196
10	12:48:24.144	1:30.389

(73) Stefan Jacobsson

1	12:32:17.360	1:45.791
2	12:33:43.204	1:25.844
3	12:35:10.406	1:27.202

STCC Mantorp Park

Camaro Cup

Mantorp Park 3,106 Km

Qualifying

2011-09-23 12:30

Qualifying (25:00 Time) started at 12:30:00

Lap	Time of Day	Lap Tm	Lap	Time of Day	Lap Tm
4	12:36:34.143	1:23.737	11	12:46:26.887	1:22.731
5	12:37:57.484	1:23.341	12	12:47:49.977	1:23.090
6	12:39:19.922	1:22.438	13	12:49:13.934	1:23.957
7	12:40:42.806	1:22.884	14	12:50:37.222	1:23.288
8	12:42:05.597	1:22.791	15	12:51:59.898	1:22.676
9	12:43:28.546	1:22.949	16	12:53:22.962	1:23.064
10	12:44:51.607	1:23.061	17	12:55:17.459	1:54.497
p11	12:47:51.410	2:59.803			

(99) Bill Berggren		
1	12:33:25.657	1:50.998
2	12:34:51.195	1:25.538
3	12:36:13.637	1:22.442
4	12:37:37.391	1:23.754
5	12:39:00.604	1:23.213
6	12:40:23.746	1:23.142
7	12:41:47.807	1:24.061
8	12:43:11.311	1:23.504
9	12:44:33.750	1:22.439
p10	12:48:59.673	4:25.923

(72) Rogge Eriksson		
1	12:32:06.492	2:00.149
2	12:33:40.949	1:34.457
3	12:35:08.086	1:27.137
4	12:36:31.389	1:23.303
5	12:37:54.819	1:23.430
6	12:39:17.496	1:22.677
7	12:40:40.573	1:23.077
p8	12:44:28.807	3:48.234
9	12:46:02.554	1:33.747
10	12:47:34.016	1:31.462
11	12:48:57.612	1:23.596
12	12:50:22.461	1:24.849
p13	12:52:47.283	2:24.822
14	12:54:33.875	1:46.592

(42) Bjame Nordal		
1	12:33:23.074	1:51.380
2	12:34:48.206	1:25.132
3	12:36:12.201	1:23.995
4	12:37:39.951	1:27.750
5	12:39:04.731	1:24.780
6	12:40:27.204	1:22.473
7	12:41:53.368	1:26.164
8	12:43:21.232	1:27.864
9	12:44:50.247	1:29.015
10	12:46:15.301	1:25.054
11	12:47:40.709	1:25.408
12	12:49:06.073	1:25.364
13	12:50:40.001	1:33.928
14	12:52:04.833	1:24.832
15	12:53:28.773	1:23.940
p16	12:56:31.201	3:02.428

(67) Martin Hansen		
1	12:32:12.075	1:56.793
2	12:33:41.428	1:29.353
3	12:35:05.877	1:24.449
4	12:36:28.836	1:22.959
5	12:37:51.809	1:22.973
6	12:39:15.140	1:23.331
7	12:40:37.856	1:22.716
8	12:42:01.027	1:23.171
p9	12:45:48.590	3:47.563
10	12:47:30.130	1:41.540
11	12:48:53.217	1:23.087

(13) Daniel Ivarsson		
1	12:33:35.726	1:41.064
2	12:35:03.568	1:27.842
3	12:36:27.228	1:23.660
4	12:37:50.597	1:23.369
5	12:39:13.403	1:22.806
6	12:40:35.918	1:22.515
7	12:41:58.616	1:22.698
p8	12:46:15.313	4:16.697
9	12:47:47.359	1:32.046
10	12:49:10.383	1:23.024
11	12:50:34.460	1:24.077
12	12:51:58.341	1:23.881
13	12:53:21.905	1:23.564
p14	12:56:28.227	3:06.322

(45) Jörgen Eriksson		
1	12:32:30.282	1:50.827
2	12:33:54.615	1:24.333
3	12:35:19.181	1:24.566
4	12:36:43.134	1:23.953
5	12:38:08.083	1:24.949
6	12:39:31.831	1:23.748
7	12:40:55.811	1:23.980
p8	12:43:55.226	2:59.415
9	12:45:25.714	1:30.488
10	12:46:49.083	1:23.369
11	12:48:17.626	1:28.543
12	12:49:41.785	1:24.159
13	12:51:05.808	1:24.023
14	12:52:30.849	1:25.041
p15	12:56:13.164	3:42.315

(98) Stein Frederic Akre		
1	12:32:30.630	1:45.827
2	12:33:54.866	1:24.236
3	12:35:18.264	1:23.398
4	12:36:41.963	1:23.699
5	12:38:07.635	1:25.672
6	12:39:31.183	1:23.548
7	12:40:54.530	1:23.347
8	12:42:17.238	1:22.708
9	12:43:40.377	1:23.139
10	12:45:04.156	1:23.779

(4) Hampus Lindkvist		
1	12:32:15.392	1:48.917
2	12:33:41.915	1:26.523
3	12:35:06.753	1:24.838
p4	12:38:10.145	3:03.392
5	12:39:42.087	1:31.942
6	12:41:05.735	1:23.648
p7	12:44:16.675	3:10.940
8	12:45:47.975	1:31.300

(30) Jari Nurminen		
1	12:38:16.557	1:47.097

STCC Mantorp Park

Camaro Cup

Mantorp Park 3,106 Km

Qualifying

2011-09-23 12:30

Qualifying (25:00 Time) started at 12:30:00

Lap	Time of Day	Lap Tm	Lap	Time of Day	Lap Tm
2	12:39:41.572	1:25.015	1	12:32:36.167	1:52.892
3	12:41:06.052	1:24.480	2	12:34:09.656	1:33.489
4	12:42:29.931	1:23.879	3	12:35:40.081	1:30.425
5	12:43:53.938	1:24.007	4	12:37:09.846	1:29.765
p6	12:49:59.252	6:05.314	5	12:38:38.007	1:28.161
7	12:51:33.361	1:34.109	p6	12:56:20.879	17:42.872
8	12:52:58.805	1:25.444			
p9	12:56:40.973	3:42.168			
(10) Stefan Pettersson			(64) Marcus Larsson		
1	12:32:56.706	1:50.771	1	12:32:04.974	1:55.388
2	12:34:22.951	1:26.245	2	12:33:36.684	1:31.710
3	12:35:48.744	1:25.793			
4	12:37:14.135	1:25.391			
5	12:38:39.005	1:24.870			
p6	12:41:31.988	2:52.983			
7	12:43:02.135	1:30.147			
8	12:44:26.968	1:24.833			
9	12:45:51.176	1:24.208			
(11) Frederick Bylund					
1	12:32:19.825	1:45.912			
2	12:33:47.792	1:27.967			
3	12:35:17.177	1:29.385			
4	12:36:44.300	1:27.123			
5	12:38:09.492	1:25.192			
6	12:39:34.333	1:24.841			
7	12:40:58.701	1:24.368			
p8	12:45:52.847	4:54.146			
9	12:47:40.171	1:47.324			
10	12:49:07.710	1:27.539			
11	12:50:37.016	1:29.306			
12	12:52:06.512	1:29.496			
p13	12:56:18.713	4:12.201			
(88) Anssi-Jukka Kasi					
1	12:32:13.359	1:49.230			
2	12:33:42.390	1:29.031			
3	12:35:10.663	1:28.273			
4	12:36:37.028	1:26.365			
5	12:38:04.226	1:27.198			
6	12:39:30.944	1:26.718			
7	12:40:56.944	1:26.000			
p8	12:45:05.769	4:08.825			
9	12:46:37.204	1:31.435			
10	12:48:03.116	1:25.912			
11	12:49:28.619	1:25.503			
12	12:50:54.857	1:26.238			
(23) Jan Magnussen					
1	12:32:08.508	1:55.464			
2	12:33:34.595	1:26.087			
(76) Görgen Ohlsson					
1	12:32:59.192	1:45.202			
2	12:34:26.812	1:27.620			
3	12:35:54.082	1:27.270			
4	12:37:21.715	1:27.633			
5	12:38:49.978	1:28.263			
6	12:40:17.961	1:27.983			
p7	12:45:04.202	4:46.241			
8	12:46:36.664	1:32.462			
9	12:48:36.231	1:59.567			
10	12:50:03.847	1:27.616			
(46) Christer Öhlin					

STCC Mantorp Park


Camaro Cup

Mantorp Park 3,106 Km

Startgrid Heat 1

2011-09-24 10:30

Race (15:00 or 9 Laps)



POLE POSITION

Rolling start

1	1 16 Alexander Graff 1:20.261	2 47 Fredrik Ros 1:20.299
2	3 43 Thed Björk 1:20.556	4 50 Jesse Krohn 1:20.722
3	5 9 Peggen Andersson 1:20.942	6 17 Anders Brofalk 1:21.133
4	7 52 Tommie Eliasson 1:21.196	8 5 Andreas Ahlberg 1:21.300
5	9 77 Michael Wärn 1:21.399	10 96 Marcus Palmér 1:21.437
6	11 1 Tobias Brink 1:21.460	12 86 Fredrik Magnusson 1:21.529
7	13 37 Ole Martin Lindum 1:21.629	14 18 Kevin Engman 1:22.039
8	15 7 Ted Brink 1:22.065	16 83 Patric Sundel 1:22.384
9	17 24 Bjørn Vidar Brynildsen 1:22.424	18 31 Tony Leivo 1:22.429
10	19 95 Mikael Eklund 1:22.437	20 73 Stefan Jacobsson 1:22.438
11	21 42 Bjarne Nordal 1:22.473	22 13 Daniel Ivarsson 1:22.515
12	23 98 Stein Frederic Akre 1:22.676	24 72 Rogge Eriksson 1:22.677
13	25 67 Martin Hansen 1:22.716	26 45 Jörgen Eriksson 1:23.369
14	27 4 Hampus Lindkvist 1:23.648	28 30 Jari Nurminen 1:23.879

STCC Mantorp Park

Camaro Cup

Mantorp Park 3,106 Km

Startgrid Heat 1

2011-09-24 10:30

Race (15:00 or 9 Laps)

**15****29**

<p>10 Stefan Pettersson 1:24.208</p>

30

<p>11 Frederick Bylund 1:24.368</p>
--

16**31**

<p>88 Anssi-Jukka Kasi 1:25.503</p>
--

32

<p>23 Jan Magnussen 1:26.087</p>

17**33**

<p>76 Görgen Ohlsson 1:27.270</p>
--

34

<p>46 Christer Öhlin 1:28.161</p>
--

18**35**

<p>64 Marcus Larsson 1:31.710</p>
--

36

<p>99 Bill Berggren 1:22.439</p>



STCC Mantorp Park

Camaro Cup

Mantorp Park 3,106 Km

Heat 1 -NEW-

2011-09-24 10:30

Race (9 Laps) started at 10:33:49

Pos	No.	Name	Entrant	Make	Nat./Club	Total Tm	Laps	Diff	Best Tm	Ø km/h
1	47	Fredrik Ros	Emeren Motorsport	Chevrolet Camaro	SWE-SMK Sundsvall	17:14.242	9		1:20.579	97,303
2	16	Alexander Graff	Memphis Racing	Chevrolet Camaro	SWE-SSK	17:15.411	9	1.169	1:20.703	97,193
3	50	Jesse Krohn	Kart Motorsport	Chevrolet Camaro	FIN-X ON SPORT CLUB	17:18.762	9	4.520	1:21.855	96,879
4	9	Peggen Andersson		Chevrolet Camaro	SWE-Falkenbergs MK	17:19.392	9	5.150	1:21.497	96,820
5	43	Thed Björk	RTech	Chevrolet Camaro	SWE-Karlskoga MF	17:20.146	9	5.904	1:21.431	96,750
6	86	Fredrik Magnusson	Memphis Racing	Chevrolet Camaro	SWE-Jämtlands MK	17:21.318	9	7.076	1:21.818	96,641
7	1	Tobias Brink		Chevrolet Camaro	SWE-SMK Hörby	17:22.167	9	7.925	1:21.240	96,563
8	96	Marcus Palmér	Palmér & Co	Chevrolet Camaro	SWE-KAK	17:23.979	9	9.737	1:22.076	96,395
9	23	Jan Magnussen		Chevrolet Camaro	DEN-AAS	17:27.279	9	13.037	1:21.422	96,091
10	37	Ole Martin Lindum		Chevrolet Camaro	NOR-NMK	17:31.825	9	17.583	1:23.809	95,676
11	67	Martin Hansen		Chevrolet Camaro	DEN-Hedeland MK	17:32.676	9	18.434	1:23.328	95,599
12	98	Stein Frederic Akre		Chevrolet Camaro	NOR-NMK Trysil	17:32.910	9	18.668	1:23.566	95,577
13	4	Hampus Lindkvist	Memphis Racing	Chevrolet Camaro	SWE-Rättvik RK	17:34.990	9	20.748	1:24.088	95,389
14	42	Bjarne Nordal		Chevrolet Camaro	NOR-KNA Varna	17:36.053	9	21.811	1:25.281	95,293
15	99	Bill Berggren		Chevrolet Camaro	SWE-SSK	17:36.748	9	22.506	1:23.124	95,230
16	11	Frederick Bylund		Chevrolet Camaro	SWE-Kolsva MS	17:38.394	9	24.152	1:24.220	95,082
17	10	Stefan Pettersson	Steber Racing	Chevrolet Camaro	SWE-Gestrike RT	17:38.535	9	24.293	1:24.198	95,070
18	45	Jörgen Eriksson	Emeren Motorsport	Chevrolet Camaro	SWE-Rättvik RK	17:38.986	9	24.744	1:23.395	95,029
19	72	Rogge Eriksson		Chevrolet Camaro	SWE-Järfälla MK	17:39.445	9	25.203	1:24.521	94,988
20	30	Jari Nurminen		Chevrolet Camaro	FIN-Uau	17:39.786	9	25.544	1:24.366	94,957
21	64	Marcus Larsson	JK Motorsport	Chevrolet Camaro	SWE-Bohus RC	17:39.979	9	25.737	1:23.124	94,940
22	52	Tommie Eliasson	Orange Performance	Chevrolet Camaro	SWE-Kristianstads KK	17:42.424	9	28.182	1:24.070	94,722
23	17	Anders Brofalk	Brings Racing	Chevrolet Camaro	SWE-Kocktorp MK	17:42.761	9	28.519	1:22.667	94,691
24	31	Tony Leivo		Chevrolet Camaro	FIN Aau	17:43.530	9	29.288	1:23.381	94,623
25	88	Anssi-Jukka Kasi	Kart Motorsport	Chevrolet Camaro	FIN-Legends Cars Finl	17:46.337	9	32.095	1:25.201	94,374
26	95	Mikael Eklund	Team Nya åkeriet Örebro	Chevrolet Camaro	SWE-Karlskoga MF	17:47.138	9	32.896	1:23.783	94,303
27	77	Michael Wärm	Memphis Racing	Chevrolet Camaro	SWE-Karlskoga MF	17:52.330	9	38.088	1:23.475	93,846
28	76	Görgen Ohlsson		Chevrolet Camaro	SWE-Anderstorp RC	17:56.539	9	42.297	1:26.690	93,480
29	46	Christer Öhlin	Emeren Motorsport	Chevrolet Camaro	SWE-Mäläröarnas MK	18:00.141	9	45.899	1:28.384	93,168
30	83	Patric Sundel		Chevrolet Camaro	SWE-Hyllinge MS	16:07.357	8	1 Lap	1:23.392	92,471

Not classified (75% = 6 Laps)

DNF	5	Andreas Ahlberg	Badatunna.se	Chevrolet Camaro	SWE-SMK Hedemora	3:43.831	2	DNF	1:29.659	99,911
DNF	18	Kevin Engman	Q8 OILS RACING	Chevrolet Camaro	SWE-SMK Söderhamn	3:44.121	2	DNF	1:29.207	99,782
DNF	7	Ted Brink		Chevrolet Camaro	SWE-SMK Hörby	3:44.646	2	DNF	1:29.469	99,549
DNF	73	Stefan Jacobsson	Bylund Motorsport	Chevrolet Camaro	SWE-Järfälla MK	3:48.273	2	DNF	1:31.488	97,967
DNF	13	Daniel Ivarsson		Chevrolet Camaro	SWE-Hyllinge MS	3:49.515	2	DNF	1:32.353	97,437
DNF	24	Bjørn Vidar Brynildsen		Chevrolet Camaro	NOR-KNA Varna	3:50.250	2	DNF	1:34.125	97,126

Announcements

Weather: sunny, 13 degrees, dry track

These results are provisional until the conclusion of any judicial and technical matters

Started: 36 Classified: 30 Not classified: 6

No. 45 time penalty 3,5 sec. / overtaking under yellow

Margin of Victory	Ø km/h	Best Lap Tm	km/h	Best Lap by
1.169	97,303	1:20.579	138,766	47 - Fredrik Ros

Official Timing www.motorsport-events.se

Orbits

Timekeeping Ingrid Wagner:

Clerk of the course Maria Lundgren:

www.mylaps.com

Steward Kenneth Bergqvist:

Secretary of the meeting Yvonne Bjärud:

Licensed to: Motorsport Events

Printed: 2011-09-24 11:56:08



STCC Mantorp Park

Camaro Cup

Mantorp Park 3,106 Km

Heat 1

2011-09-24 10:30

Race (15:00 or 9 Laps) started at 10:33:49

Lap	Time of Day	Lap Tm
(47) Fredrik Ros		
1	10:36:02.623	2:13.567
2	10:37:25.379	1:22.756
3	10:38:47.414	1:22.035
4	10:41:36.413	2:48.999
5	10:44:10.472	2:34.059
6	10:47:00.838	2:50.366
7	10:48:22.117	1:21.279
8	10:49:42.696	1:20.579
9	10:51:03.298	1:20.602

Lap	Time of Day	Lap Tm
(1) Tobias Brink		
1	10:36:03.718	2:13.016
2	10:37:32.035	1:28.317
3	10:38:57.307	1:25.272
4	10:41:42.453	2:45.146
5	10:44:17.359	2:34.906
6	10:47:04.951	2:47.592
7	10:48:27.974	1:23.023
8	10:49:49.983	1:22.009
9	10:51:11.223	1:21.240

Lap	Time of Day	Lap Tm
(16) Alexander Graff		
1	10:36:02.596	2:13.520
2	10:37:25.046	1:22.450
3	10:38:48.155	1:23.109
4	10:41:37.007	2:48.852
5	10:44:11.032	2:34.025
6	10:47:01.450	2:50.418
7	10:48:22.748	1:21.298
8	10:49:43.451	1:20.703
9	10:51:04.467	1:21.016

Lap	Time of Day	Lap Tm
(96) Marcus Palmér		
1	10:36:03.423	2:13.359
2	10:37:32.556	1:29.133
3	10:38:58.111	1:25.555
4	10:41:43.193	2:45.082
5	10:44:18.423	2:35.230
6	10:47:05.451	2:47.028
7	10:48:28.243	1:22.792
8	10:49:50.959	1:22.716
9	10:51:13.035	1:22.076

Lap	Time of Day	Lap Tm
(50) Jesse Krohn		
1	10:36:02.857	2:13.562
2	10:37:26.465	1:23.608
3	10:38:48.796	1:22.331
4	10:41:37.875	2:49.079
5	10:44:12.305	2:34.430
6	10:47:02.167	2:49.862
7	10:48:24.090	1:21.923
8	10:49:45.945	1:21.855
9	10:51:07.818	1:21.873

Lap	Time of Day	Lap Tm
(23) Jan Magnussen		
1	10:36:08.482	2:11.467
2	10:37:39.165	1:30.683
3	10:39:13.982	1:34.817
4	10:41:50.046	2:36.064
5	10:44:26.488	2:36.442
6	10:47:09.954	2:43.466
7	10:48:32.736	1:22.782
8	10:49:54.913	1:22.177
9	10:51:16.335	1:21.422

Lap	Time of Day	Lap Tm
(9) Peggen Andersson		
1	10:36:03.263	2:13.635
2	10:37:27.532	1:24.269
3	10:38:52.283	1:24.751
4	10:41:38.952	2:46.669
5	10:44:12.954	2:34.002
6	10:47:02.651	2:49.697
7	10:48:25.402	1:22.751
8	10:49:46.951	1:21.549
9	10:51:08.448	1:21.497

Lap	Time of Day	Lap Tm
(37) Ole Martin Lindum		
1	10:36:04.020	2:12.895
2	10:37:34.655	1:30.635
3	10:39:09.182	1:34.527
4	10:41:46.300	2:37.118
5	10:44:21.683	2:35.383
6	10:47:07.886	2:46.203
7	10:48:32.059	1:24.173
8	10:49:55.868	1:23.809
9	10:51:20.881	1:25.013

Lap	Time of Day	Lap Tm
(43) Thed Björk		
1	10:36:02.809	2:13.514
2	10:37:28.271	1:25.462
3	10:38:53.585	1:25.314
4	10:41:39.998	2:46.413
5	10:44:13.846	2:33.848
6	10:47:03.240	2:49.394
7	10:48:25.643	1:22.403
8	10:49:47.771	1:22.128
9	10:51:09.202	1:21.431

Lap	Time of Day	Lap Tm
(67) Martin Hansen		
1	10:36:07.128	2:12.842
2	10:37:37.610	1:30.482
3	10:39:13.194	1:35.584
4	10:41:48.357	2:35.163
5	10:44:24.681	2:36.324
6	10:47:09.144	2:44.463
7	10:48:33.375	1:24.231
8	10:49:56.703	1:23.328
9	10:51:21.732	1:25.029

Lap	Time of Day	Lap Tm
(86) Fredrik Magnusson		
1	10:36:03.672	2:13.190
2	10:37:31.766	1:28.094
3	10:38:55.813	1:24.047
4	10:41:41.809	2:45.996
5	10:44:16.253	2:34.444
6	10:47:04.250	2:47.997
7	10:48:26.588	1:22.338
8	10:49:48.406	1:21.818
9	10:51:10.374	1:21.968

Lap	Time of Day	Lap Tm
(98) Stein Frederic Akre		
1	10:36:06.323	2:12.458
2	10:37:37.411	1:31.088
3	10:39:13.712	1:36.301
4	10:41:48.976	2:35.264
5	10:44:25.518	2:36.542
6	10:47:09.605	2:44.087
7	10:48:33.735	1:24.130
8	10:49:57.301	1:23.566
9	10:51:21.966	1:24.665

STCC Mantorp Park

Camaro Cup

Mantorp Park 3,106 Km

Heat 1

2011-09-24 10:30

Race (15:00 or 9 Laps) started at 10:33:49

Lap	Time of Day	Lap Tm	Lap	Time of Day	Lap Tm
(4) Hampus Lindkvist			(72) Rogge Eriksson		
1	10:36:07.400	2:12.596	1	10:36:07.414	2:12.845
2	10:37:39.189	1:31.789	2	10:37:40.979	1:33.565
3	10:39:15.384	1:36.195	3	10:39:19.052	1:38.073
4	10:41:50.715	2:35.331	4	10:41:55.164	2:36.112
5	10:44:27.370	2:36.655	5	10:44:31.167	2:36.003
6	10:47:10.643	2:43.273	6	10:47:13.349	2:42.182
7	10:48:35.125	1:24.482	7	10:48:38.701	1:25.352
8	10:49:59.213	1:24.088	8	10:50:03.222	1:24.521
9	10:51:24.046	1:24.833	9	10:51:28.501	1:25.279
(45) Jörgen Eriksson			(30) Jari Nurminen		
1	10:36:07.548	2:12.654	1	10:36:07.899	2:11.648
2	10:37:41.652	1:34.104	2	10:37:39.505	1:31.606
3	10:39:18.375	1:36.723	3	10:39:16.515	1:37.010
4	10:41:54.483	2:36.108	4	10:41:51.494	2:34.979
5	10:44:30.652	2:36.169	5	10:44:28.225	2:36.731
6	10:47:12.701	2:42.049	6	10:47:11.241	2:43.016
7	10:48:36.231	1:23.530	7	10:48:35.607	1:24.366
8	10:49:59.626	1:23.395	8	10:50:00.997	1:25.390
9	10:51:24.542	1:24.916	9	10:51:28.842	1:27.845
(42) Bjarne Nordal			(64) Marcus Larsson		
1	10:36:06.106	2:12.554	1	10:36:10.342	2:12.281
2	10:37:35.382	1:29.276	2	10:37:42.028	1:31.686
3	10:39:02.956	1:27.574	3	10:39:22.759	1:40.731
4	10:41:45.451	2:42.495	4	10:41:58.637	2:35.878
5	10:44:20.850	2:35.399	5	10:44:34.997	2:36.360
6	10:47:07.520	2:46.670	6	10:47:16.096	2:41.099
7	10:48:33.235	1:25.715	7	10:48:39.220	1:23.124
8	10:49:59.828	1:26.593	8	10:50:03.070	1:23.850
9	10:51:25.109	1:25.281	9	10:51:29.035	1:25.965
(99) Bill Berggren			(52) Tommie Eliasson		
1	10:36:09.731	2:12.033	1	10:36:03.249	2:13.449
2	10:37:41.510	1:31.779	2	10:37:31.691	1:28.442
3	10:39:19.761	1:38.251	3	10:39:21.992	1:50.301
4	10:41:56.622	2:36.861	4	10:41:57.406	2:35.414
5	10:44:32.559	2:35.937	5	10:44:33.375	2:35.969
6	10:47:14.745	2:42.186	6	10:47:15.531	2:42.156
7	10:48:38.252	1:23.507	7	10:48:39.916	1:24.385
8	10:50:01.376	1:23.124	8	10:50:03.986	1:24.070
9	10:51:25.804	1:24.428	9	10:51:31.480	1:27.494
(11) Frederick Bylund			(17) Anders Brofalk		
1	10:36:08.357	2:11.792	1	10:36:03.103	2:13.487
2	10:37:39.759	1:31.402	p2	10:38:35.820	2:32.717
3	10:39:17.350	1:37.591	3	10:40:24.707	1:48.887
4	10:41:53.044	2:35.694	4	10:42:02.971	1:38.264
5	10:44:29.049	2:36.005	5	10:44:38.864	2:35.893
6	10:47:11.816	2:42.767	6	10:47:22.166	2:43.302
7	10:48:36.818	1:25.002	7	10:48:45.104	1:22.938
8	10:50:01.038	1:24.220	8	10:50:07.771	1:22.667
9	10:51:27.450	1:26.412	9	10:51:31.817	1:24.046
(10) Stefan Pettersson			(31) Tony Leivo		
1	10:36:07.762	2:12.693	1	10:36:04.992	2:12.799
2	10:37:40.025	1:32.263	2	10:37:34.259	1:29.267
3	10:39:17.717	1:37.692	3	10:39:01.777	1:27.518
4	10:41:53.671	2:35.954	4	10:41:44.765	2:42.988
5	10:44:29.713	2:36.042	5	10:44:19.977	2:35.212
6	10:47:13.181	2:43.468	6	10:47:06.274	2:46.297
7	10:48:37.702	1:24.521	7	10:48:29.655	1:23.381
8	10:50:01.900	1:24.198	8	10:49:53.330	1:23.675
9	10:51:27.591	1:25.691	9	10:51:32.586	1:39.256

STCC Mantorp Park

Camaro Cup

Mantorp Park 3,106 Km

Heat 1

2011-09-24 10:30

Race (15:00 or 9 Laps) started at 10:33:49

Lap	Time of Day	Lap Tm
(88) Anssi-Jukka Kasi		
1	10:36:08.681	2:12.417
2	10:37:42.441	1:33.760
3	10:39:24.428	1:41.987
4	10:41:59.701	2:35.273
5	10:44:35.311	2:35.610
6	10:47:17.556	2:42.245
7	10:48:42.757	1:25.201
8	10:50:08.873	1:26.116
9	10:51:35.393	1:26.520

(95) Mikael Eklund		
1	10:36:05.435	2:12.581
2	10:37:36.177	1:30.742
3	10:39:21.194	1:45.017
p4	10:42:37.893	3:16.699
5	10:44:40.105	2:02.212
6	10:47:22.482	2:42.377
7	10:48:47.737	1:25.255
8	10:50:11.520	1:23.783
9	10:51:36.194	1:24.674

(77) Michael Wärn		
1	10:36:03.527	2:13.247
2	10:37:31.117	1:27.590
3	10:38:54.592	1:23.475
4	10:41:41.213	2:46.621
5	10:44:15.529	2:34.316
6	10:47:03.846	2:48.317
7	10:48:27.707	1:23.861
8	10:49:57.900	1:30.193
9	10:51:41.386	1:43.486

(76) Görgen Ohlsson		
1	10:36:09.553	2:12.545
2	10:37:44.889	1:35.336
3	10:39:26.307	1:41.418
4	10:42:00.302	2:33.995
5	10:44:36.145	2:35.843
6	10:47:18.321	2:42.176
7	10:48:45.011	1:26.690
8	10:50:12.761	1:27.750
9	10:51:45.595	1:32.834

(46) Christer Öhlin		
1	10:36:10.362	2:11.842
2	10:37:46.112	1:35.750
3	10:39:28.028	1:41.916
4	10:42:01.317	2:33.289
5	10:44:37.156	2:35.839
6	10:47:20.945	2:43.789
7	10:48:51.239	1:30.294
8	10:50:19.623	1:28.384
9	10:51:49.197	1:29.574

(83) Patric Sundel		
1	10:36:04.345	2:12.681
2	10:37:35.739	1:31.394
3	10:39:12.631	1:36.892
4	10:41:47.601	2:34.970
5	10:44:23.636	2:36.035
6	10:47:08.521	2:44.885
7	10:48:33.021	1:24.500
8	10:49:56.413	1:23.392
9	10:52:40.082	2:43.669

(5) Andreas Ahlberg		
1	10:36:03.228	2:13.343
2	10:37:32.887	1:29.659

(18) Kevin Engman		
1	10:36:03.970	2:12.910
2	10:37:33.177	1:29.207

(7) Ted Brink		
1	10:36:04.233	2:12.644
2	10:37:33.702	1:29.469

(73) Stefan Jacobsson		
1	10:36:05.841	2:12.599
2	10:37:37.329	1:31.488

(13) Daniel Ivarsson		
1	10:36:06.218	2:12.650
2	10:37:38.571	1:32.353

(24) Bjørn Vidar Brynildsen		
1	10:36:05.181	2:13.083
2	10:37:39.306	1:34.125

STCC Mantorp Park


Camaro Cup

Mantorp Park 3,106 Km

Startgrid Heat 2

2011-09-24 14:25

Race (15:00 or 9 Laps)



POLE POSITION

Rolling Start

	1	2
1	47 Fredrik Ros 1:20.579	16 Alexander Graff 1:20.703
2	1 Tobias Brink 1:21.240	4
3	5	23 Jan Magnussen 1:21.422
4	43 Thed Björk 1:21.431	6
5	7	9 Peggen Andersson 1:21.497
6	86 Fredrik Magnusson 1:21.818	8
7	9	50 Jesse Krohn 1:21.855
8	96 Marcus Palmér 1:22.076	10
9	11	17 Anders Brofalk 1:22.667
10	64 Marcus Larsson 1:23.124	12
11	13	99 Bill Berggren 1:23.124
12	67 Martin Hansen 1:23.328	14
13	15	31 Tony Leivo 1:23.381
14	83 Patric Sundel 1:23.392	16
	17	45 Jörgen Eriksson 1:23.395
	77 Michael Wärn 1:23.475	18
	19	98 Stein Frederic Akre 1:23.566
	95 Mikael Eklund 1:23.783	20
	21	37 Ole Martin Lindum 1:23.809
	52 Tommie Eliasson 1:24.070	22
	23	4 Hampus Lindkvist 1:24.088
	10 Stefan Pettersson 1:24.198	24
	25	11 Frederick Bylund 1:24.220
	30 Jari Nurminen 1:24.366	26
	27	72 Rogge Eriksson 1:24.521
	88 Anssi-Jukka Kasi 1:25.201	28
		42 Bjarne Nordal 1:25.281

STCC Mantorp Park


Camaro Cup

Mantorp Park 3,106 Km

Startgrid Heat 2

2011-09-24 14:25

Race (15:00 or 9 Laps)



15

29

76 Görgen Ohlsson
1:26.690

16

31

18 Kevin Engman
1:29.207

17

33

5 Andreas Ahlberg
1:29.659

18

35

13 Daniel Ivarsson
1:32.353

30

46 Christer Öhlin
1:28.384

32

7 Ted Brink
1:29.469

34

73 Stefan Jacobsson
1:31.488

36

24 Bjørn Vidar Brynildsen
1:34.125




STCC Mantorp Park

Camaro Cup

Mantorp Park 3,106 Km

Heat 2

2011-09-24 14:25

Race (15:00 or 9 Laps) started at 14:25:56

Pos	No.	Name	Entrant	Make	Nat./Club	Total Tm	Laps	Diff	Best Tm	Ø km/h
1	47	Fredrik Ros	Emeren Motorsport	Chevrolet Camaro	SWE-SMK Sundsvall	13:17.259	9		1:21.022	126,225
2	23	Jan Magnusson		Chevrolet Camaro	DEN-AAS	13:20.393	9	3.134	1:21.016	125,731
3	50	Jesse Krohn	Kart Motorsport	Chevrolet Camaro	FIN-X ON SPORT CLUB	13:20.602	9	3.343	1:21.209	125,698
4	86	Fredrik Magnusson	Memphis Racing	Chevrolet Camaro	SWE-Jämtlands MK	13:23.083	9	5.824	1:21.181	125,310
5	9	Peggen Andersson		Chevrolet Camaro	SWE-Falkenbergs MK	13:27.353	9	10.094	1:21.645	124,647
6	17	Anders Brofalk	Brings Racing	Chevrolet Camaro	SWE-Kocktorp MK	13:28.355	9	11.096	1:22.036	124,493
7	96	Marcus Palmér	Palnér & Co	Chevrolet Camaro	SWE-KAK	13:29.651	9	12.392	1:22.142	124,294
8	16	Alexander Graff	Memphis Racing	Chevrolet Camaro	SWE-SSK	13:30.056	9	12.797	1:21.125	124,231
9	43	Theo Björk	RTech	Chevrolet Camaro	SWE-Karlskoga MF	13:30.726	9	13.467	1:22.039	124,129
10	77	Michael Wärn	Memphis Racing	Chevrolet Camaro	SWE-Karlskoga MF	13:32.333	9	15.074	1:22.516	123,883
11	64	Marcus Larsson	JK Motorsport	Chevrolet Camaro	SWE-Bohus RC	13:32.841	9	15.582	1:22.469	123,806
12	1	Tobias Brink		Chevrolet Camaro	SWE-SMK Hörby	13:36.746	9	19.487	1:22.643	123,214
13	67	Martin Hansen		Chevrolet Camaro	DEN-Hedeland MK	13:37.679	9	20.420	1:23.068	123,073
14	52	Tommie Eliasson	Orange Performance	Chevrolet Camaro	SWE-Kristianstads KK	13:38.296	9	21.037	1:22.845	122,980
15	4	Hampus Lindkvist	Memphis Racing	Chevrolet Camaro	SWE-Rättvik RK	13:39.983	9	22.724	1:22.759	122,727
16	83	Patric Sundel		Chevrolet Camaro	SWE-Hyllinge MS	13:40.711	9	23.452	1:22.592	122,619
17	98	Stein Frederic Akre		Chevrolet Camaro	NOR-NMK Trysil	13:43.773	9	26.514	1:23.307	122,163
18	95	Mikael Eklund	Team Nya åkeriet Örebro	Chevrolet Camaro	SWE-Karlskoga MF	13:46.384	9	29.125	1:23.402	121,777
19	7	Ted Brink		Chevrolet Camaro	SWE-SMK Hörby	13:47.247	9	29.988	1:22.520	121,650
20	30	Jari Nurminen		Chevrolet Camaro	FIN-Uau	13:48.847	9	31.588	1:23.734	121,415
21	18	Kevin Engman	O8 OILS RACING	Chevrolet Camaro	SWE-SMK Söderhamn	13:50.296	9	33.037	1:23.223	121,203
22	72	Rogge Eriksson		Chevrolet Camaro	SWE-Järfälla MK	13:51.265	9	34.006	1:23.031	121,062
23	10	Stefan Pettersson	Steber Racing	Chevrolet Camaro	SWE-Gestrike RT	13:52.347	9	35.088	1:24.448	120,904
24	88	Anssi-Jukka Kasi	Kart Motorsport	Chevrolet Camaro	FIN-Legends Cars Finl	13:55.973	9	38.714	1:24.565	120,380
25	11	Frederick Bylund		Chevrolet Camaro	SWE-Kolsva MS	13:56.156	9	38.897	1:24.217	120,354
26	13	Daniel Ivarsson		Chevrolet Camaro	SWE-Hyllinge MS	14:02.024	9	44.765	1:24.373	119,515
27	5	Andreas Ahlberg	Badatunna.se	Chevrolet Camaro	SWE-SMK Hedemora	14:04.685	9	47.426	1:22.817	119,138
28	99	Bill Berggren		Chevrolet Camaro	SWE-SSK	14:18.243	9	1:00.984	1:23.705	117,256
29	76	Görgen Ohlsson		Chevrolet Camaro	SWE-Anderstorp RC	14:25.374	9	1:08.115	1:27.546	116,290
30	46	Christer Ohlin	Emeren Motorsport	Chevrolet Camaro	SWE-Mälarsöarnas MK	14:37.473	9	1:20.214	1:28.945	114,687
31	37	Ole Martin Lindum		Chevrolet Camaro	NOR-NMK	12:18.416	8	1 Lap	1:22.428	121,141
32	42	Bjarne Nordal		Chevrolet Camaro	NOR-KNA Varna	13:39.883	8	1 Lap	1:25.321	109,104
Not classified (75% = 6 Laps)										
DNF	31	Tony Leivo		Chevrolet Camaro	FIN Aau	8:06.607	5	DNF	1:24.055	114,894
DNF	24	Bjørn Vidar Brynildsen		Chevrolet Camaro	NOR-KNA Varna	8:12.956	5	DNF	1:24.003	113,414
DNF	45	Jörgen Eriksson	Emeren Motorsport	Chevrolet Camaro	SWE-Rättvik RK	6:40.829	4	DNF	1:23.010	111,585
DNS	73	Stefan Jacobsson	Bylund Motorsport	Chevrolet Camaro	SWE-Järfälla MK			DNS		-

Announcements

Weather: sunny, 14 degrees, dry track

These results are provisional until the conclusion of any judicial and technical matters

No. 99 drive through / caused new start

Started: 35 Classified: 32 Not classified: 3

Margin of Victory	Ø km/h	Best Lap Tm	km/h	Best Lap by
3.134	126,225	1:21.016	138,017	23 - Jan Magnusson

Official Timing www.motorsport-events.se

Orbits

Timekeeping Ingrid Wagner:

Clerk of the course Maria Lundgren:

www.mylaps.com

Steward Kenneth Bergqvist:

Secretary of the meeting Yvonne Bjärud:

Licensed to: Motorsport Events

Printed: 2011-09-24 14:41:37

STCC Mantorp Park

Camaro Cup

Mantorp Park 3,106 Km

Heat 2

2011-09-24 14:25

Race (15:00 or 9 Laps) started at 14:25:56

Lap	Time of Day	Lap Tm	Lap	Time of Day	Lap Tm
(47) Fredrik Ros			(96) Marcus Palmér		
1	14:28:18.643	2:21.886	1	14:28:19.308	2:21.672
2	14:29:41.272	1:22.629	2	14:29:46.809	1:27.501
3	14:31:02.934	1:21.662	3	14:31:09.417	1:22.608
4	14:32:24.210	1:21.276	4	14:32:33.361	1:23.944
5	14:33:45.232	1:21.022	5	14:33:56.476	1:23.115
6	14:35:06.972	1:21.740	6	14:35:18.947	1:22.471
7	14:36:29.084	1:22.112	7	14:36:41.834	1:22.887
8	14:37:51.298	1:22.214	8	14:38:04.266	1:22.432
9	14:39:14.016	1:22.718	9	14:39:26.408	1:22.142
(23) Jan Magnussen			(16) Alexander Graff		
1	14:28:18.879	2:21.845	1	14:28:18.713	2:21.849
2	14:29:43.220	1:24.341	2	14:29:43.574	1:24.861
3	14:31:05.095	1:21.875	3	14:31:05.312	1:21.738
4	14:32:26.817	1:21.722	4	14:32:27.128	1:21.816
5	14:33:47.833	1:21.016	5	14:33:48.253	1:21.125
6	14:35:09.437	1:21.604	6	14:35:09.971	1:21.718
7	14:36:32.701	1:23.264	7	14:36:42.502	1:32.531
8	14:37:54.837	1:22.136	8	14:38:04.769	1:22.267
9	14:39:17.150	1:22.313	9	14:39:26.813	1:22.044
(50) Jesse Krohn			(43) Thed Björk		
1	14:28:19.182	2:21.652	1	14:28:19.077	2:21.892
2	14:29:42.964	1:23.782	2	14:29:45.542	1:26.465
3	14:31:04.750	1:21.786	3	14:31:08.406	1:22.864
4	14:32:26.172	1:21.422	4	14:32:33.167	1:24.761
5	14:33:47.381	1:21.209	5	14:33:56.941	1:23.774
6	14:35:09.334	1:21.953	6	14:35:19.687	1:22.746
7	14:36:33.222	1:23.888	7	14:36:43.040	1:23.353
8	14:37:55.179	1:21.957	8	14:38:05.444	1:22.404
9	14:39:17.359	1:22.180	9	14:39:27.483	1:22.039
(86) Fredrik Magnusson			(77) Michael Wärm		
1	14:28:19.208	2:21.873	1	14:28:20.524	2:21.049
2	14:29:44.578	1:25.370	2	14:29:48.814	1:28.290
3	14:31:06.575	1:21.997	3	14:31:11.330	1:22.516
4	14:32:27.822	1:21.247	4	14:32:34.144	1:22.814
5	14:33:49.003	1:21.181	5	14:33:57.711	1:23.567
6	14:35:11.024	1:22.021	6	14:35:20.738	1:23.027
7	14:36:34.069	1:23.045	7	14:36:43.485	1:22.747
8	14:37:56.564	1:22.495	8	14:38:06.321	1:22.836
9	14:39:19.840	1:23.276	9	14:39:29.090	1:22.769
(9) Peggen Andersson			(64) Marcus Larsson		
1	14:28:19.010	2:21.702	1	14:28:19.658	2:21.460
2	14:29:44.569	1:25.559	2	14:29:48.668	1:29.010
3	14:31:07.355	1:22.786	3	14:31:12.599	1:23.931
4	14:32:29.000	1:21.645	4	14:32:35.970	1:23.371
5	14:33:51.052	1:22.052	5	14:33:59.050	1:23.080
6	14:35:13.516	1:22.464	6	14:35:21.695	1:22.645
7	14:36:38.033	1:24.517	7	14:36:44.398	1:22.703
8	14:38:00.961	1:22.928	8	14:38:06.867	1:22.469
9	14:39:24.110	1:23.149	9	14:39:29.598	1:22.731
(17) Anders Brofalk			(1) Tobias Brink		
1	14:28:19.466	2:21.610	1	14:28:18.853	2:21.904
2	14:29:46.539	1:27.073	2	14:29:45.094	1:26.241
3	14:31:08.794	1:22.255	3	14:31:08.540	1:23.446
4	14:32:32.891	1:24.097	4	14:32:32.063	1:23.523
5	14:33:55.557	1:22.666	5	14:34:01.974	1:29.911
6	14:35:17.800	1:22.243	6	14:35:24.617	1:22.643
7	14:36:40.557	1:22.757	7	14:36:47.310	1:22.693
8	14:38:03.076	1:22.519	8	14:38:10.816	1:23.506
9	14:39:25.112	1:22.036	9	14:39:33.503	1:22.687

STCC Mantorp Park

Camaro Cup

Mantorp Park 3,106 Km

Heat 2

2011-09-24 14:25

Race (15:00 or 9 Laps) started at 14:25:56

Lap	Time of Day	Lap Tm	Lap	Time of Day	Lap Tm
(67) Martin Hansen			(7) Ted Brink		
1	14:28:20.029	2:21.257	1	14:28:23.911	2:19.670
2	14:29:50.024	1:29.995	2	14:29:56.261	1:32.350
3	14:31:13.408	1:23.384	3	14:31:22.179	1:25.918
4	14:32:36.574	1:23.166	4	14:32:46.208	1:24.029
5	14:33:59.856	1:23.282	5	14:34:10.368	1:24.160
6	14:35:23.546	1:23.690	6	14:35:35.396	1:25.028
7	14:36:46.960	1:23.414	7	14:36:57.916	1:22.520
8	14:38:11.368	1:24.408	8	14:38:20.951	1:23.035
9	14:39:34.436	1:23.068	9	14:39:44.004	1:23.053
(52) Tommie Eliasson			(30) Jari Nurminen		
1	14:28:21.335	2:20.687	1	14:28:21.822	2:20.644
2	14:29:51.937	1:30.602	2	14:29:53.689	1:31.867
3	14:31:15.448	1:23.511	3	14:31:18.143	1:24.454
4	14:32:38.920	1:23.472	4	14:32:42.531	1:24.388
5	14:34:02.492	1:23.572	5	14:34:07.030	1:24.499
6	14:35:25.641	1:23.149	6	14:35:30.764	1:23.734
7	14:36:48.486	1:22.845	7	14:36:54.934	1:24.170
8	14:38:12.089	1:23.603	8	14:38:18.911	1:23.977
9	14:39:35.053	1:22.964	9	14:39:45.604	1:26.693
(4) Hampus Lindkvist			(18) Kevin Engman		
1	14:28:21.465	2:21.101	1	14:28:23.193	2:20.143
2	14:29:52.271	1:30.806	2	14:29:57.310	1:34.117
3	14:31:16.872	1:24.601	3	14:31:22.478	1:25.168
4	14:32:40.511	1:23.639	4	14:32:46.806	1:24.328
5	14:34:04.745	1:24.234	5	14:34:10.823	1:24.017
6	14:35:27.959	1:23.214	6	14:35:35.810	1:24.987
7	14:36:50.965	1:23.006	7	14:36:59.170	1:23.360
8	14:38:13.981	1:23.016	8	14:38:22.393	1:23.223
9	14:39:36.740	1:22.759	9	14:39:47.053	1:24.660
(83) Patric Sundel			(72) Rogge Eriksson		
1	14:28:20.305	2:21.100	1	14:28:22.226	2:20.805
2	14:29:51.254	1:30.949	2	14:29:55.400	1:33.174
3	14:31:15.992	1:24.738	3	14:31:20.409	1:25.009
4	14:32:39.584	1:23.592	4	14:32:46.735	1:26.326
5	14:34:03.972	1:24.388	5	14:34:11.419	1:24.684
6	14:35:27.485	1:23.513	6	14:35:36.223	1:24.804
7	14:36:51.556	1:24.071	7	14:37:00.609	1:24.386
8	14:38:14.876	1:23.320	8	14:38:23.640	1:23.031
9	14:39:37.468	1:22.592	9	14:39:48.022	1:24.382
(98) Stein Frederic Akre			(10) Stefan Petterson		
1	14:28:20.784	2:21.327	1	14:28:21.624	2:21.033
2	14:29:50.836	1:30.052	2	14:29:52.999	1:31.375
3	14:31:15.198	1:24.362	3	14:31:17.691	1:24.692
4	14:32:39.363	1:24.165	4	14:32:43.355	1:25.664
5	14:34:03.507	1:24.144	5	14:34:08.048	1:24.693
6	14:35:27.235	1:23.728	6	14:35:32.747	1:24.699
7	14:36:52.524	1:25.289	7	14:36:57.195	1:24.448
8	14:38:15.831	1:23.307	8	14:38:22.473	1:25.278
9	14:39:40.530	1:24.699	9	14:39:49.104	1:26.631
(95) Mikael Eklund			(88) Anssi-Jukka Kasi		
1	14:28:20.878	2:20.810	1	14:28:22.337	2:20.368
2	14:29:52.647	1:31.769	2	14:29:53.973	1:31.636
3	14:31:17.385	1:24.738	3	14:31:18.653	1:24.680
4	14:32:40.787	1:23.402	4	14:32:44.412	1:25.759
5	14:34:05.151	1:24.364	5	14:34:08.977	1:24.565
6	14:35:29.401	1:24.250	6	14:35:34.935	1:25.958
7	14:36:53.238	1:23.837	7	14:37:00.911	1:25.976
8	14:38:16.811	1:23.573	8	14:38:26.114	1:25.203
9	14:39:43.141	1:26.330	9	14:39:52.730	1:26.616

STCC Mantorp Park

Camaro Cup

Mantorp Park 3,106 Km

Heat 2

2011-09-24 14:25

Race (15:00 or 9 Laps) started at 14:25:56

Lap	Time of Day	Lap Tm	Lap	Time of Day	Lap Tm
(11) Frederick Bylund			(37) Ole Martin Lindum		
1	14:28:21.917	2:21.235	1	14:28:21.292	2:21.291
2	14:29:55.066	1:33.149	2	14:29:54.363	1:33.071
3	14:31:19.886	1:24.820	3	14:31:18.987	1:24.624
4	14:32:45.166	1:25.280	4	14:32:42.804	1:23.817
5	14:34:12.774	1:27.608	5	14:34:06.010	1:23.206
6	14:35:38.308	1:25.534	6	14:35:28.438	1:22.428
7	14:37:02.525	1:24.217	7	14:36:51.886	1:23.448
8	14:38:26.803	1:24.278	8	14:38:15.173	1:23.287
9	14:39:52.913	1:26.110	(42) Bjarne Nordal		
(13) Daniel Ivarsson			1	14:28:22.636	2:20.252
1	14:28:24.389	2:20.093	2	14:30:53.682	2:31.046
2	14:29:58.420	1:34.031	3	14:32:19.840	1:26.158
3	14:31:22.964	1:24.544	4	14:33:46.582	1:26.742
4	14:32:47.586	1:24.622	5	14:35:14.531	1:27.949
5	14:34:13.268	1:25.682	6	14:36:39.852	1:25.321
6	14:35:37.641	1:24.373	7	14:38:08.718	1:28.866
7	14:37:04.009	1:26.368	8	14:39:36.640	1:27.922
8	14:38:31.355	1:27.346	(31) Tony Leivo		
9	14:39:58.781	1:27.426	1	14:28:20.242	2:21.848
(5) Andreas Ahlberg			2	14:29:49.907	1:29.665
1	14:28:23.713	2:20.099	3	14:31:14.342	1:24.435
2	14:29:57.709	1:33.996	4	14:32:38.397	1:24.055
3	14:31:21.627	1:23.918	5	14:34:03.364	1:24.967
4	14:32:45.481	1:23.854	(24) Bjørn Vidar Brynildsen		
5	14:34:29.002	1:43.521	1	14:28:24.277	2:18.993
6	14:35:52.411	1:23.409	2	14:29:56.576	1:32.299
7	14:37:15.523	1:23.112	3	14:31:21.285	1:24.709
8	14:38:38.340	1:22.817	4	14:32:45.710	1:24.425
9	14:40:01.442	1:23.102	5	14:34:09.713	1:24.003
(99) Bill Berggren			(45) Jörgen Eriksson		
1	14:28:20.006	2:22.434	1	14:28:20.626	2:21.620
2	14:29:49.572	1:29.566	2	14:29:50.616	1:29.990
3	14:31:45.209	1:55.637	3	14:31:14.576	1:23.960
4	14:33:14.013	1:28.804	4	14:32:37.586	1:23.010
5	14:34:38.300	1:24.287	(76) Görgen Ohlsson		
6	14:36:03.329	1:25.029	1	14:28:22.816	2:20.190
7	14:37:27.351	1:24.022	2	14:29:58.312	1:35.496
8	14:38:51.295	1:23.944	3	14:31:25.858	1:27.546
9	14:40:15.000	1:23.705	4	14:32:53.590	1:27.732
(46) Christer Öhlin			5	14:34:23.639	1:30.049
1	14:28:23.836	2:20.048	6	14:35:52.988	1:29.349
2	14:30:01.683	1:37.847	7	14:37:21.192	1:28.204
3	14:31:32.259	1:30.576	8	14:38:50.037	1:28.845
4	14:33:01.247	1:28.988	9	14:40:22.131	1:32.094
5	14:34:33.386	1:32.139	(76) Görgen Ohlsson		
6	14:36:04.212	1:30.826	1	14:28:22.816	2:20.190
7	14:37:33.459	1:29.247	2	14:29:58.312	1:35.496
8	14:39:02.404	1:28.945	3	14:31:25.858	1:27.546
9	14:40:34.230	1:31.826	4	14:32:53.590	1:27.732