



## STCC Karlskoga

Camaro Cup

Karlskoga 2,400 Km

Test

2011-08-12 12:00

Practice (20:00 Time) started at 12:00:05

Pos	No.	Name	Entrant	Make	Nat./Club	Laps	Best Tm	Diff In Lap	km/h
1	43	Theo Björk	RTech	Chevrolet Camaro	SWE-Karlskoga MF	11	1:07.852		10 127,336
2	47	Fredrik Ros	Emeren Motorsport	Chevrolet Camaro	SWE-SMK Sundsvall	13	1:07.927	0.075	13 127,195
3	83	Patric Sundel		Chevrolet Camaro	SWE-Hyllinge MS	13	1:08.304	0.452	13 126,493
4	37	Ole Martin Lindum		Chevrolet Camaro	NOR-NMK	12	1:08.312	0.460	4 126,479
5	1	Tobias Brink		Chevrolet Camaro	SWE-SMK Hörby	14	1:08.525	0.673	11 126,085
6	95	Mikael Eklund	RTech	Chevrolet Camaro	SWE-Karlskoga MF	12	1:08.536	0.684	8 126,065
7	96	Marcus Palmér	Palmér & Co	Chevrolet Camaro	SWE-KAK	15	1:08.567	0.715	15 126,008
8	17	Anders Brofalk	Brings Racing	Chevrolet Camaro	SWE-Kocktorp MK	11	1:08.698	0.846	7 125,768
9	8	Mikael Granberg		Chevrolet Camaro	SWE-Falkenbergs MK	9	1:08.881	1.029	5 125,434
10	77	Michael Wärn	Memphis Racing	Chevrolet Camaro	SWE-Karlskoga MF	13	1:08.899	1.047	6 125,401
11	28	Rasmus Märthen		Chevrolet Camaro	SWE-Mora MK	14	1:08.918	1.066	7 125,366
12	9	Peggen Andersson		Chevrolet Camaro	SWE-Falkenbergs MK	9	1:08.973	1.121	9 125,266
13	5	Andreas Ahlberg	Badatunna.se	Chevrolet Camaro	SWE-SMK Hedemora	11	1:09.077	1.225	7 125,078
14	7	Ted Brink		Chevrolet Camaro	SWE-SMK Hörby	15	1:09.109	1.257	8 125,020
15	98	Stein Frederic Akre		Chevrolet Camaro	NOR-NMK Trysil	15	1:09.232	1.380	12 124,798
16	16	Alexander Graff	Memphis Racing	Chevrolet Camaro	SWE-SSK	8	1:09.253	1.401	6 124,760
17	64	Marcus Larsson	JK Motorsport	Chevrolet Camaro	SWE-Bohus RC	5	1:09.341	1.489	5 124,602
18	4	Hampus Lindkvist	Memphis Racing	Chevrolet Camaro	SWE-Rättvik RK	13	1:09.407	1.555	8 124,483
19	45	Jörgen Eriksson	Emeren Motorsport	Chevrolet Camaro	SWE-Rättvik RK	15	1:09.539	1.687	11 124,247
20	18	Kevin Engman	Q8 OILS RACING	Chevrolet Camaro	SWE-SMK Söderhamn	15	1:09.548	1.696	7 124,231
21	86	Fredrik Magnusson	Memphis Racing	Chevrolet Camaro	SWE-Jämtlands MK	7	1:09.556	1.704	6 124,216
22	11	Frederick Bylund		Chevrolet Camaro	SWE-Kolsva MS	17	1:09.889	2.037	6 123,625
23	52	Tommie Eliasson	Orange Performance	Chevrolet Camaro	SWE-Kristianstads KK	13	1:09.983	2.131	5 123,459
24	72	Rogge Eriksson		Chevrolet Camaro	SWE-Järfälla MK	14	1:10.131	2.279	13 123,198
25	99	Bill Berggren		Chevrolet Camaro	SWE-SSK	9	1:10.296	2.444	8 122,909
26	24	Bjørn Vidar Brynildsen		Chevrolet Camaro	NOR-KNA Varna	15	1:10.326	2.474	13 122,856
27	10	Magnus Landell		Chevrolet Camaro	SWE-Gestrike RT	13	1:10.461	2.609	4 122,621
28	73	Stefan Jacobsson	Bylund Motorsport	Chevrolet Camaro	SWE-Järfälla MK	5	1:11.065	3.213	3 121,579
29	13	Daniel Ivarsson		Chevrolet Camaro	SWE-Hyllinge MS	14	1:11.877	4.025	5 120,205
30	42	Bjarne Nordal		Chevrolet Camaro	NOR-KNA Varna	16	1:12.271	4.419	7 119,550
31	46	Christer Öhlin	Emeren Motorsport	Chevrolet Camaro	SWE-Mälarsöarna MK	11	1:13.635	5.783	11 117,336

## Announcements

Weather: sunny, 15 degrees, dry track

# STCC Karlskoga

Camaro Cup

Karlskoga 2,400 Km

Test

2011-08-12 12:00

Practice (20:00 Time) started at 12:00:05

Lap	Time of Day	Lap Tm	S1 Tm	S2 Tm	S3 Tm	Lap	Time of Day	Lap Tm	S1 Tm	S2 Tm	S3 Tm
<b>(43) Thed Björk</b>						8	12:13:16.249	1:09.298	22.716	27.407	19.175
1	12:02:40.722	1:22.167		30.297	20.766	9	12:14:27.602	1:11.353	22.765	28.207	20.381
2	12:03:51.081	1:10.359	23.432	28.117	18.810	10	12:15:38.419	1:10.817	24.011	27.663	19.143
3	12:04:59.931	1:08.850	22.722	27.573	18.555	11	12:16:46.944	<b>1:08.525</b>	22.616	<b>27.084</b>	<b>18.825</b>
4	12:06:08.017	1:08.086	22.170	27.393	<b>18.523</b>	12	12:17:55.824	1:08.880	<b>22.494</b>	27.400	18.986
p5	12:09:08.103	3:00.086	26.306	32.658		13	12:19:12.714	1:16.890	26.421	30.836	19.633
6	12:10:22.353	1:14.250		28.714	18.635	14	12:20:23.116	1:10.402	22.550	27.674	20.178
7	12:11:31.948	1:09.595	22.310	27.817	19.468	<b>(95) Mikael Eklund</b>					
p8	12:14:32.424	3:00.476	22.147	<b>27.050</b>		1	12:02:30.860	1:25.683		31.992	21.105
9	12:15:50.088	1:17.664		30.039	18.869	2	12:03:43.753	1:12.893	23.796	29.511	19.586
10	12:16:57.940	<b>1:07.852</b>	<b>22.143</b>	27.158	18.551	3	12:04:56.512	1:12.759	25.815	28.092	18.852
p11	12:20:02.763	3:04.823	22.857	28.670		4	12:06:08.966	1:12.454	23.233	30.284	18.937
<b>(47) Fredrik Ros</b>						p5	12:09:57.903	3:48.937	25.887	36.565	
1	12:02:31.657	1:21.746		30.171	21.049	6	12:11:11.324	1:13.421		27.542	19.307
2	12:03:44.140	1:12.483	23.598	29.252	19.633	7	12:12:20.183	1:08.859	22.690	27.457	<b>18.712</b>
3	12:04:54.714	1:10.574	22.849	28.085	19.640	8	12:13:28.719	<b>1:08.536</b>	<b>22.509</b>	<b>27.176</b>	18.851
4	12:06:03.082	1:08.368	22.730	27.047	18.591	p9	12:16:05.408	2:36.689	23.304	29.205	
5	12:07:11.446	1:08.364	22.528	27.149	18.687	10	12:17:22.739	1:17.331		29.618	18.736
6	12:08:19.617	1:08.171	22.591	26.785	18.795	11	12:18:35.735	1:12.996	22.644	29.683	20.669
7	12:09:27.645	1:08.028	22.789	<b>26.636</b>	18.603	12	12:19:51.867	1:16.132	24.271	32.045	19.816
p8	12:14:59.586	5:31.941	23.716	32.640		<b>(96) Marcus Palmér</b>					
9	12:16:12.554	1:12.968		27.792	18.653	1	12:02:49.203	1:21.779		31.017	20.055
10	12:17:20.579	1:08.025	22.649	26.816	<b>18.560</b>	2	12:04:02.712	1:13.509	24.348	29.690	19.471
11	12:18:33.892	1:13.313	23.289	29.242	20.782	3	12:05:13.826	1:11.114	23.541	28.337	19.236
12	12:19:47.111	1:13.219	24.689	29.034	19.496	4	12:06:23.681	1:09.855	23.228	27.652	18.975
13	12:20:55.038	<b>1:07.927</b>	<b>22.458</b>	26.844	18.625	5	12:07:34.037	1:10.356	22.917	28.428	19.011
<b>(83) Patric Sundel</b>						6	12:08:44.609	1:10.572	23.363	28.153	19.056
1	12:02:16.297	1:30.372		34.185	21.671	p7	12:11:28.649	2:44.040	23.093	27.593	
2	12:03:32.401	1:16.104	24.727	29.523	21.854	8	12:12:40.462	1:11.813		27.379	19.697
3	12:04:42.747	1:10.346	23.228	28.000	19.118	9	12:13:50.876	1:10.414	23.633	27.830	18.951
4	12:05:52.206	1:09.459	23.005	27.464	18.990	10	12:14:59.776	1:08.900	23.110	27.177	<b>18.613</b>
5	12:07:01.155	1:08.949	22.846	27.146	18.957	11	12:16:08.667	1:08.891	22.616	27.483	18.792
6	12:08:09.762	1:08.607	22.629	27.137	18.841	12	12:17:17.433	1:08.766	22.907	<b>27.102</b>	18.757
7	12:09:18.681	1:08.919	22.808	27.200	18.911	13	12:18:30.227	1:12.794	22.841	28.122	21.831
8	12:10:27.357	1:08.676	22.651	27.184	18.841	14	12:19:39.763	1:09.536	23.566	27.190	18.780
p9	12:15:55.058	5:27.701	22.802	27.483		15	12:20:48.330	<b>1:08.567</b>	<b>22.610</b>	27.227	18.730
10	12:17:12.658	1:17.600		30.621	19.313	<b>(17) Anders Brofalk</b>					
11	12:18:29.812	1:17.154	22.440	27.286	27.428	1	12:01:43.384	1:27.928		32.742	20.523
12	12:19:38.862	1:09.050	23.355	<b>26.973</b>	<b>18.722</b>	2	12:02:57.960	1:14.576	25.620	29.711	19.245
13	12:20:47.166	<b>1:08.304</b>	<b>22.362</b>	27.204	18.738	3	12:04:11.405	1:13.445	23.221	29.914	20.310
<b>(37) Ole Martin Lindum</b>						4	12:05:22.516	1:11.111	23.058	27.932	20.121
1	12:02:43.629	1:22.230		30.836	20.486	p5	12:08:27.381	3:04.865	22.875	27.874	
2	12:03:55.638	1:12.009	25.180	27.840	18.989	6	12:09:39.544	1:12.163		27.647	18.846
3	12:05:04.952	1:09.314	23.421	27.178	<b>18.715</b>	7	12:10:48.242	<b>1:08.698</b>	<b>22.540</b>	27.404	18.754
4	12:06:13.264	<b>1:08.312</b>	<b>22.313</b>	27.231	18.768	8	12:11:58.132	1:09.890	23.307	27.542	19.041
p5	12:09:21.030	3:07.766	23.127	32.951		p9	12:14:41.499	2:43.367	23.230	<b>27.331</b>	
6	12:10:36.899	1:15.869		29.360	19.780	10	12:15:52.701	1:11.202		27.486	<b>18.649</b>
7	12:11:47.198	1:10.299	22.470	<b>27.088</b>	20.741	11	12:17:01.437	1:08.736	22.549	27.380	18.807
8	12:12:57.012	1:09.814	22.981	27.439	19.394	<b>(8) Mikael Granberg</b>					
9	12:14:05.880	1:08.868	22.550	27.426	18.892	1	12:01:51.217	1:29.991		33.828	21.785
10	12:15:15.187	1:09.307	22.716	27.742	18.849	2	12:03:04.665	1:13.448	25.258	28.851	19.339
11	12:16:34.355	1:19.168	25.415	32.592	21.161	3	12:04:15.423	1:10.758	23.535	28.263	18.960
12	12:17:43.359	1:09.004	22.696	27.498	18.810	4	12:05:26.496	1:11.073	22.938	28.108	20.027
<b>(1) Tobias Brink</b>						5	12:06:35.377	<b>1:08.881</b>	<b>22.630</b>	<b>27.508</b>	<b>18.743</b>
1	12:02:55.949	1:25.743		32.537	20.097	6	12:07:45.015	1:09.638	22.982	27.750	18.906
2	12:04:13.212	1:17.263	23.560	30.658	23.045	7	12:08:55.141	1:10.126	23.157	28.041	18.928
3	12:05:24.861	1:11.649	22.992	27.756	20.901	p8	12:11:50.082	2:54.941	23.687	29.932	
4	12:06:39.454	1:14.593	26.660	28.924	19.009	9	12:13:05.774	1:15.692		28.082	18.995
5	12:07:48.219	1:08.765	22.775	27.134	18.856	<b>(77) Michael Wörn</b>					
p6	12:10:46.287	2:58.068	22.599	27.632		1	12:01:55.160	1:29.901		33.686	21.354
7	12:12:06.951	1:20.664		31.909	19.397	2	12:03:11.094	1:15.934	26.295	30.070	19.569

## STCC Karlskoga

Camaro Cup

Karlskoga 2,400 Km

Test

2011-08-12 12:00

Practice (20:00 Time) started at 12:00:05

Lap	Time of Day	Lap Tm	S1 Tm	S2 Tm	S3 Tm	Lap	Time of Day	Lap Tm	S1 Tm	S2 Tm	S3 Tm
3	12:04:26.396	1:15.302	24.160	31.381	19.761	14	12:19:24.532	1:09.360	22.938	27.681	18.741
4	12:05:36.657	1:10.261	23.366	27.651	19.244	15	12:20:33.908	1:09.376	22.721	27.886	18.769
5	12:06:46.007	1:09.350	22.932	27.294	19.124						
6	12:07:54.906	<b>1:08.899</b>	<b>22.563</b>	27.436	18.900	<b>(98) Stein Frederic Akre</b>					
7	12:09:04.433	1:09.527	22.705	27.289	19.533	1	12:02:18.741	1:30.920		34.290	22.854
p8	12:14:48.369	5:43.936	24.307	30.204		2	12:03:33.587	1:14.846	25.240	29.805	19.801
9	12:16:02.259	1:13.890		28.033	19.162	3	12:04:44.999	1:11.412	23.598	28.509	19.305
10	12:17:11.202	1:08.943	22.999	<b>27.134</b>	<b>18.810</b>	4	12:05:56.651	1:11.652	23.775	28.621	19.256
11	12:18:31.905	1:20.703	22.746	27.745	30.212	5	12:07:07.193	1:10.542	23.534	27.982	19.026
12	12:19:41.673	1:09.768	23.540	27.239	18.989	p6	12:09:53.398	2:46.205	23.171	28.000	
13	12:20:51.785	1:10.112	22.614	28.597	18.901	7	12:11:07.595	1:14.197		27.936	19.190
						8	12:12:18.147	1:10.552	23.527	27.997	19.028
<b>(28) Rasmus Märthen</b>						9	12:13:27.985	1:09.838	23.003	27.815	19.020
1	12:02:09.229	1:27.881		33.792	23.017	10	12:14:41.001	1:13.016	24.528	29.357	19.131
2	12:03:20.539	1:11.310	23.566	28.514	19.230	11	12:15:51.131	1:10.130	23.093	27.807	19.230
3	12:04:30.626	1:10.087	23.079	27.977	19.031	12	12:17:00.363	<b>1:09.232</b>	<b>22.784</b>	<b>27.470</b>	18.978
4	12:05:40.415	1:09.789	22.983	27.757	19.049	13	12:18:10.634	1:10.271	23.833	27.654	<b>18.784</b>
p5	12:09:46.148	4:05.733	22.901	27.744		14	12:19:20.583	1:09.949	23.278	27.787	18.884
6	12:11:00.897	1:14.749		27.595	19.142	15	12:20:32.388	1:11.805	22.846	29.035	19.924
7	12:12:09.815	<b>1:08.918</b>	<b>22.609</b>	<b>27.426</b>	18.883	<b>(16) Alexander Graff</b>					
8	12:13:18.998	1:09.183	22.677	27.651	<b>18.855</b>	1	12:01:41.842	1:28.374		32.976	21.651
9	12:14:28.803	1:09.805	22.626	28.089	19.090	2	12:02:57.594	1:15.752	25.726	30.684	19.342
10	12:15:40.423	1:11.620	23.749	28.350	19.521	3	12:04:10.739	1:13.145	22.829	30.105	20.211
11	12:16:56.971	1:16.548	22.951	34.464	19.133	4	12:05:22.199	1:11.460	22.868	28.235	20.357
12	12:18:06.898	1:09.927	22.838	28.081	19.008	5	12:06:31.755	1:09.556	22.625	27.958	<b>18.973</b>
13	12:19:17.046	1:10.148	23.387	27.679	19.082	6	12:07:41.008	<b>1:09.253</b>	<b>22.364</b>	<b>27.839</b>	19.050
14	12:20:27.676	1:10.630	23.562	27.999	19.069	p7	12:12:19.918	4:38.910	25.421	28.209	
<b>(9) Peggen Andersson</b>						8	12:13:43.219	1:23.301		30.529	19.116
1	12:01:55.759	1:25.946		32.510	20.689	<b>(64) Marcus Larsson</b>					
2	12:03:09.790	1:14.031	26.102	28.492	19.437	1	12:01:51.760	1:28.797		33.173	20.579
3	12:04:20.866	1:11.076	23.663	28.252	19.161	2	12:03:02.937	1:11.177	23.772	28.306	<b>19.099</b>
4	12:05:32.085	1:11.219	23.317	27.853	20.049	3	12:04:14.685	1:11.748	23.488	28.903	19.357
5	12:06:42.371	1:10.286	23.483	27.708	19.095	4	12:05:25.475	1:10.790	22.924	28.090	19.776
6	12:07:51.812	1:09.441	23.028	27.460	18.953	5	12:06:34.816	<b>1:09.341</b>	<b>22.374</b>	<b>27.728</b>	19.239
7	12:09:03.385	1:11.573	23.340	28.761	19.472	<b>(4) Hampus Lindkvist</b>					
8	12:10:12.928	1:09.543	23.024	27.539	18.980	1	12:01:57.174	1:25.237		31.828	20.697
9	12:11:21.901	<b>1:08.973</b>	<b>22.777</b>	<b>27.247</b>	<b>18.949</b>	2	12:03:13.435	1:16.261	26.274	29.321	20.666
<b>(5) Andreas Ahlberg</b>						p3	12:06:15.555	3:02.120	23.943	28.710	
1	12:01:59.484	1:22.112		31.316	20.015	4	12:07:32.734	1:17.179		29.704	19.567
2	12:03:13.152	1:13.668	24.876	28.737	20.055	p5	12:10:29.548	2:56.814	23.429	30.112	
3	12:04:23.206	1:10.054	23.040	28.172	<b>18.842</b>	6	12:11:46.993	1:17.445		28.200	20.836
4	12:05:32.659	1:09.453	22.559	27.576	19.318	7	12:12:58.427	1:11.434	24.141	27.960	19.333
p5	12:08:25.200	2:52.541	23.459	28.005		8	12:14:07.834	<b>1:09.407</b>	<b>22.761</b>	<b>27.529</b>	<b>19.117</b>
6	12:09:38.563	1:13.363		27.688	19.086	9	12:15:19.174	1:11.340	23.022	27.806	20.512
7	12:10:47.640	<b>1:09.077</b>	22.736	<b>27.488</b>	18.853	10	12:16:29.704	1:10.530	23.057	28.272	19.201
8	12:11:57.795	1:10.155	22.797	27.813	19.545	11	12:17:40.441	1:10.737	23.879	27.586	19.272
9	12:13:08.579	1:10.784	24.110	27.695	18.979	12	12:19:06.131	1:25.690	26.770	39.267	19.653
10	12:14:17.825	1:09.246	<b>22.339</b>	27.588	19.319	13	12:20:17.906	1:11.775	23.104	29.291	19.380
11	12:15:28.729	1:10.904	23.138	28.510	19.256	<b>(45) Jörgen Eriksson</b>					
<b>(7) Ted Brink</b>						1	12:02:43.842	1:26.894		32.825	21.482
1	12:03:01.179	1:28.730		34.095	20.320	2	12:03:59.929	1:16.087	26.917	29.374	19.796
2	12:04:19.863	1:18.684	26.621	32.923	19.140	3	12:05:12.373	1:12.444	23.751	28.614	20.079
3	12:05:31.802	1:11.939	23.462	27.912	20.565	4	12:06:22.965	1:10.592	23.366	27.863	19.363
4	12:06:41.547	1:09.745	23.131	27.669	18.945	5	12:07:33.720	1:10.755	22.763	28.687	19.305
5	12:07:51.494	1:09.947	23.050	27.589	19.308	p6	12:10:19.991	2:46.271	22.949	30.137	
6	12:09:01.286	1:09.792	23.250	27.806	<b>18.736</b>	7	12:11:36.312	1:16.321		29.762	19.640
7	12:10:11.582	1:10.296	23.542	27.765	18.989	8	12:12:46.171	1:09.859	22.635	27.976	19.248
8	12:11:20.691	<b>1:09.109</b>	22.677	<b>27.471</b>	18.961	9	12:13:57.009	1:10.838	23.342	28.059	19.437
p9	12:13:33.262	2:12.571	<b>22.649</b>	27.478		10	12:15:06.560	1:09.551	22.599	27.676	19.276
10	12:14:46.316	1:13.054		27.978	18.945	11	12:16:16.099	<b>1:09.539</b>	22.734	<b>27.602</b>	19.203
11	12:15:56.035	1:09.719	22.778	28.152	18.789	12	12:17:26.545	1:10.446	22.912	28.333	19.201
12	12:17:05.616	1:09.581	22.936	27.744	18.901	13	12:18:36.259	1:09.714	<b>22.465</b>	27.676	19.573
13	12:18:15.172	1:09.556	22.967	27.807	18.782						

## STCC Karlskoga

Camaro Cup

Karlskoga 2,400 Km

Test

2011-08-12 12:00

Practice (20:00 Time) started at 12:00:05

Lap	Time of Day	Lap Tm	S1 Tm	S2 Tm	S3 Tm	Lap	Time of Day	Lap Tm	S1 Tm	S2 Tm	S3 Tm
14	12:19:49.194	1:12.935	24.590	28.979	19.366	3	12:04:26.811	1:12.565	23.851	29.345	19.369
15	12:20:59.369	1:10.175	23.018	28.022	<b>19.135</b>	4	12:05:37.713	1:10.902	23.782	28.204	<b>18.916</b>
<b>(18) Kevin Engman</b>						5	12:06:48.050	1:10.337	23.349	<b>27.914</b>	19.074
1	12:02:41.158	1:40.553		39.642	25.263	6	12:07:58.600	1:10.550	23.364	28.168	19.018
2	12:03:55.258	1:14.100	25.468	29.049	19.583	7	12:09:09.702	1:11.102	23.710	28.300	19.092
3	12:05:07.448	1:12.190	24.691	28.261	19.238	8	12:10:20.388	1:10.686	23.418	28.217	19.051
4	12:06:17.692	1:10.244	23.190	27.933	19.121	p9	12:14:14.072	3:53.684	23.231	28.652	
5	12:07:30.151	1:12.459	22.989	29.947	19.523	10	12:15:30.411	1:16.339		30.632	19.240
6	12:08:40.043	1:09.892	22.934	27.809	19.149	11	12:16:40.937	1:10.526	23.051	28.072	19.403
7	12:09:49.591	<b>1:09.548</b>	<b>22.795</b>	<b>27.664</b>	19.089	12	12:17:51.668	1:10.731	23.554	27.947	19.230
p8	12:12:36.410	2:46.819	23.626	27.747		13	12:19:01.799	<b>1:10.131</b>	<b>23.007</b>	28.066	19.058
9	12:13:52.206	1:15.796		29.416	<b>19.026</b>	14	12:20:12.481	1:10.682	23.392	28.044	19.246
10	12:15:02.479	1:10.273	23.336	27.864	19.073	<b>(99) Bill Berggren</b>					
11	12:16:13.845	1:11.366	23.064	29.239	19.063	1	12:02:31.689	1:24.349		31.666	21.530
12	12:17:23.912	1:10.067	22.932	28.094	19.041	2	12:03:44.921	1:13.232	24.311	29.112	19.809
13	12:18:36.263	1:12.351	22.806	28.850	20.695	3	12:04:56.011	1:11.090	23.525	28.082	19.483
14	12:19:49.510	1:13.247	25.116	28.879	19.252	4	12:06:06.824	1:10.813	<b>23.256</b>	28.059	19.498
15	12:21:01.725	1:12.215	23.847	28.489	19.879	5	12:07:39.362	1:32.538	25.870	46.959	19.709
<b>(86) Fredrik Magnusson</b>						6	12:08:52.566	1:13.204	25.394	27.958	19.852
1	12:02:17.244	1:24.792		32.248	20.844	7	12:10:04.903	1:12.337	23.812	28.279	20.246
p2	12:14:11.603	11:54.359	24.376			8	12:11:15.199	<b>1:10.296</b>	23.416	<b>27.617</b>	<b>19.263</b>
3	12:15:32.518	1:20.915		32.994	19.595	p9	12:14:23.235	3:08.036	24.333	28.027	
4	12:16:42.154	1:09.636	<b>22.813</b>	27.664	19.159	<b>(24) Bjørn Vidar Brynildsen</b>					
5	12:17:55.327	1:13.173	23.689	29.850	19.634	1	12:02:22.511	1:26.563		31.624	20.358
6	12:19:04.883	<b>1:09.556</b>	22.941	<b>27.647</b>	<b>18.968</b>	2	12:03:36.166	1:13.655	24.923	29.158	19.574
7	12:20:21.917	1:17.034	22.964	34.514	19.556	3	12:04:47.609	1:11.443	23.742	28.631	19.070
<b>(11) Frederick Bylund</b>						4	12:05:58.350	1:10.741	23.554	28.191	<b>18.996</b>
1	12:01:46.976	1:28.326		32.420	21.531	5	12:07:08.785	1:10.435	23.195	28.190	19.050
2	12:03:01.431	1:14.455	24.802	29.776	19.877	6	12:08:19.368	1:10.583	23.147	28.141	19.295
3	12:04:14.461	1:13.030	24.542	28.711	19.777	7	12:09:30.328	1:10.960	23.981	<b>27.728</b>	19.251
4	12:05:30.347	1:15.886	25.117	28.409	22.360	8	12:10:41.080	1:10.752	23.124	28.539	19.089
5	12:06:40.944	1:10.597	23.222	28.155	19.220	p9	12:13:16.453	2:35.373	<b>22.966</b>	28.329	
6	12:07:50.833	<b>1:09.889</b>	<b>23.009</b>	<b>27.789</b>	<b>19.091</b>	10	12:14:34.620	1:18.167		30.399	19.190
7	12:09:04.137	1:13.304	23.487	29.843	19.974	11	12:15:45.562	1:10.942	23.335	28.446	19.161
8	12:10:15.647	1:11.510	23.381	28.862	19.267	12	12:16:56.016	1:10.454	23.018	28.305	19.131
9	12:11:26.194	1:10.547	23.072	28.246	19.229	13	12:18:06.342	<b>1:10.326</b>	23.373	27.892	19.061
10	12:12:39.232	1:13.038	23.260			14	12:19:18.814	1:12.472	24.745	28.667	19.060
11	12:13:50.638	1:11.406	23.976	28.132	19.298	15	12:20:32.188	1:13.374	23.311	29.996	20.067
12	12:15:04.089	1:13.451	24.365	29.696	19.390	<b>(10) Magnus Landell</b>					
13	12:16:15.338	1:11.249	23.668	28.409	19.172	1	12:02:14.596	1:31.890		35.696	22.594
14	12:17:27.019	1:11.681	23.055	29.263	19.363	2	12:03:28.619	1:14.023	25.008	29.404	19.611
15	12:18:37.536	1:10.517	23.101	28.069	19.347	3	12:04:40.320	1:11.701	23.593	28.582	19.526
16	12:19:56.809	1:19.273	30.252	28.724	20.297	4	12:05:50.781	<b>1:10.461</b>	23.135	28.008	19.318
17	12:21:09.085	1:12.276	24.115	28.669	19.492	p5	12:09:28.672	3:37.891	<b>22.918</b>	29.320	
<b>(52) Tommie Eliasson</b>						6	12:10:45.317	1:16.645		29.168	20.681
1	12:02:27.918	1:25.202		30.779	20.315	7	12:11:56.096	1:10.779	23.737	<b>27.609</b>	19.433
2	12:03:40.174	1:12.256	24.094	28.286	19.876	8	12:13:07.184	1:11.088	23.579	28.148	19.361
p3	12:06:51.254	3:11.080	24.265	28.675		9	12:14:18.810	1:11.626	23.447	28.816	19.363
4	12:08:04.485	1:13.231		27.815	19.450	10	12:15:31.288	1:12.478	23.532	29.400	19.546
5	12:09:14.468	<b>1:09.983</b>	23.204	<b>27.612</b>	19.167	11	12:16:41.985	1:10.697	23.043	28.196	19.458
6	12:10:24.588	1:10.120	23.214	27.792	<b>19.114</b>	12	12:17:53.642	1:11.657	23.371	28.496	19.790
7	12:11:35.404	1:10.816	23.100	28.398	19.318	13	12:19:04.290	1:10.648	23.093	28.350	<b>19.205</b>
8	12:12:45.653	1:10.249	<b>22.897</b>	28.133	19.219	<b>(73) Stefan Jacobsson</b>					
9	12:13:57.368	1:11.715	24.436	27.968	19.311	1	12:13:10.053	1:13.826		<b>27.817</b>	<b>19.183</b>
10	12:15:07.752	1:10.384	23.403	27.749	19.232	2	12:14:45.774	1:35.721	<b>22.678</b>	53.800	19.243
p11	12:18:34.305	3:26.553	23.772	28.576		3	12:15:56.839	<b>1:11.065</b>	22.890	28.883	19.292
12	12:19:50.379	1:16.074		28.462	19.452	4	12:17:09.035	1:12.196	23.008	29.413	19.775
13	12:21:01.894	1:11.515	24.090	28.152	19.273	5	12:18:35.023	1:25.988	24.018	28.212	33.758
<b>(72) Rogge Eriksson</b>						<b>(13) Daniel Ivarsson</b>					
1	12:01:58.951	1:24.574		32.485	20.686	1	12:01:33.027	1:23.137		30.999	20.455
2	12:03:14.246	1:15.295	26.120	29.779	19.396	2	12:02:49.730	1:16.703	26.396	30.689	19.618



# STCC Karlskoga

Camaro Cup

Karlskoga 2,400 Km

Test

2011-08-12 12:00

Practice (20:00 Time) started at 12:00:05

Lap	Time of Day	Lap Tm	S1 Tm	S2 Tm	S3 Tm	Lap	Time of Day	Lap Tm	S1 Tm	S2 Tm	S3 Tm
3	12:04:03.489	1:13.759	25.273	29.117	19.369						
4	12:05:16.811	1:13.322	24.296	29.616	19.410						
5	12:06:28.688	<b>1:11.877</b>	24.115	<b>28.452</b>	19.310						
p6	12:09:17.080	2:48.392	23.690	28.778							
7	12:10:42.058	1:24.978		33.541	21.927						
8	12:12:00.645	1:18.587	30.301	28.915	19.371						
9	12:13:13.379	1:12.734	24.798	28.711	<b>19.225</b>						
10	12:14:26.257	1:12.878	<b>23.662</b>	29.679	19.537						
p11	12:17:15.755	2:49.498	24.928	29.379							
12	12:18:35.010	1:19.255		29.788	20.278						
13	12:19:48.516	1:13.506	24.428	29.696	19.382						
14	12:21:03.161	1:14.645	25.526	29.693	19.426						

### (42) Bjarne Nordal

1	12:02:24.859	1:27.223		32.064	20.748
2	12:03:39.688	1:14.829	25.132	29.644	20.053
3	12:04:54.713	1:15.025	25.542	29.549	19.934
4	12:06:07.363	1:12.650	24.102	28.915	19.633
5	12:07:28.061	1:20.698	26.563	34.308	19.827
6	12:08:41.466	1:13.405	23.959	29.464	19.982
7	12:09:53.737	<b>1:12.271</b>	24.035	<b>28.346</b>	19.890
8	12:11:07.287	1:13.550	24.637	29.299	19.614
9	12:12:21.519	1:14.232	25.178	29.558	19.496
10	12:13:34.539	1:13.020	<b>23.740</b>	29.328	19.952
11	12:14:48.697	1:14.158	24.529	29.870	19.759
12	12:16:01.838	1:13.141	24.545	28.879	19.717
13	12:17:15.244	1:13.406	24.944	28.635	19.827
14	12:18:33.471	1:18.227	24.349	30.490	23.388
15	12:19:46.730	1:13.259	24.574	29.220	<b>19.465</b>
16	12:21:01.112	1:14.382	24.963	29.674	19.745

### (46) Christer Öhlin

1	12:02:42.392	1:30.428		34.235	23.358
p2	12:07:34.078	4:51.686	28.026	36.384	
3	12:09:00.324	1:26.246		33.147	21.048
4	12:10:18.462	1:18.138	25.790	31.908	20.440
5	12:11:32.372	1:13.910	24.160	<b>29.184</b>	20.566
6	12:12:49.228	1:16.856	25.074	31.304	20.478
7	12:14:03.444	1:14.216	24.584	29.460	20.172
p8	12:16:54.315	2:50.871	24.579	30.201	
9	12:18:18.153	1:23.838		30.986	20.816
10	12:19:32.529	1:14.376	24.863	29.352	20.161
11	12:20:46.164	<b>1:13.635</b>	<b>24.116</b>	29.457	<b>20.062</b>



# STCC Karlskoga

Camaro Cup

Karlskoga 2,400 Km

Qualifying

2011-08-12 15:30

Qualifying (30:00 Time) started at 15:30:00

Pos	No.	Name	Entrant	Make	Nat./Club	Laps	Best Tm	Diff In Lap	km/h
1	43	Thed Björk	RTech	Chevrolet Camaro	SWE-Karlskoga MF	10	1:07.509		127,983
2	16	Alexander Graff	Memphis Racing	Chevrolet Camaro	SWE-SSK	4	1:07.566	0.057	127,875
3	47	Fredrik Ros	Emeren Motorsport	Chevrolet Camaro	SWE-SMK Sundsvall	14	1:07.623	0.114	127,767
4	4	Hampus Lindkvist	Memphis Racing	Chevrolet Camaro	SWE-Rättvik RK	11	1:07.869	0.360	127,304
5	18	Kevin Engman	Q8 OILS RACING	Chevrolet Camaro	SWE-SMK Söderhamn	12	1:07.912	0.403	127,223
6	83	Patric Sundel		Chevrolet Camaro	SWE-Hyllinge MS	18	1:08.093	0.584	126,885
7	5	Andreas Ahlberg	Badatunna.se	Chevrolet Camaro	SWE-SMK Hedemora	18	1:08.110	0.601	126,854
8	96	Marcus Palmér	Palmér & Co	Chevrolet Camaro	SWE-KAK	16	1:08.172	0.663	126,738
9	1	Tobias Brink		Chevrolet Camaro	SWE-SMK Hörby	16	1:08.209	0.700	126,670
10	95	Mikael Eklund	RTech	Chevrolet Camaro	SWE-Karlskoga MF	9	1:08.233	0.724	126,625
11	37	Ole Martin Lindum		Chevrolet Camaro	NOR-NMK	15	1:08.350	0.841	126,408
12	77	Michael Wärn	Memphis Racing	Chevrolet Camaro	SWE-Karlskoga MF	17	1:08.361	0.852	126,388
13	7	Ted Brink		Chevrolet Camaro	SWE-SMK Hörby	15	1:08.560	1.051	126,021
14	17	Anders Brofalk	Brings Racing	Chevrolet Camaro	SWE-Kocktorp MK	15	1:08.637	1.128	125,880
15	64	Marcus Larsson	JK Motorsport	Chevrolet Camaro	SWE-Bohus RC	11	1:08.671	1.162	125,817
16	11	Frederick Bylund		Chevrolet Camaro	SWE-Kolsva MS	19	1:08.949	1.440	125,310
17	45	Jörgen Eriksson	Emeren Motorsport	Chevrolet Camaro	SWE-Rättvik RK	12	1:09.056	1.547	125,116
18	72	Rogge Eriksson		Chevrolet Camaro	SWE-Järfälla MK	18	1:09.084	1.575	125,065
19	8	Mikael Granberg		Chevrolet Camaro	SWE-Falkenbergs MK	17	1:09.116	1.607	125,007
20	9	Peggen Andersson		Chevrolet Camaro	SWE-Falkenbergs MK	6	1:09.122	1.613	124,996
21	13	Daniel Ivarsson		Chevrolet Camaro	SWE-Hyllinge MS	17	1:09.181	1.672	124,890
22	98	Stein Frederic Akre		Chevrolet Camaro	NOR-NMK Trysil	18	1:09.203	1.694	124,850
23	28	Rasmus Märthen		Chevrolet Camaro	SWE-Mora MK	5	1:09.207	1.698	124,843
24	86	Fredrik Magnusson	Memphis Racing	Chevrolet Camaro	SWE-Jämtlands MK	6	1:09.294	1.785	124,686
25	73	Stefan Jacobsson	Bylund Motorsport	Chevrolet Camaro	SWE-Järfälla MK	13	1:09.410	1.901	124,478
26	99	Bill Berggren		Chevrolet Camaro	SWE-SSK	8	1:09.411	1.902	124,476
27	24	Bjørn Vidar Brynildsen		Chevrolet Camaro	NOR-KNA Varna	21	1:09.526	2.017	124,270
28	10	Magnus Landell		Chevrolet Camaro	SWE-Gestrike RT	19	1:09.603	2.094	124,133
29	52	Tommie Eliasson	Orange Performance	Chevrolet Camaro	SWE-Kristianstads KK	16	1:09.695	2.186	123,969
30	42	Bjarne Nordal		Chevrolet Camaro	NOR-KNA Varna	12	1:11.778	4.269	120,371
31	46	Christer Öhlin	Emeren Motorsport	Chevrolet Camaro	SWE-Mälardöarnas MK	11	1:12.984	5.475	118,382
32	76	Görgen Ohlsson		Chevrolet Camaro	SWE-Anderstorp RC	17	1:14.067	6.558	116,651

## Announcements

Weather: sunny, 20 degrees, dry track

These results are provisional until the conclusion of any judicial and technical matters

## STCC Karlskoga

Camaro Cup

Karlskoga 2,400 Km

Qualifying

2011-08-12 15:30

Qualifying (30:00 Time) started at 15:30:01

Lap	Time of Day	Lap Tm	S1 Tm	S2 Tm	S3 Tm	Lap	Time of Day	Lap Tm	S1 Tm	S2 Tm	S3 Tm
<b>(43) Thed Björk</b>						4	15:35:55.721	1:09.479	22.887	27.520	19.072
1	15:32:11.200	1:50.261		38.210	28.339	5	15:37:05.020	1:09.299	23.001	27.315	18.983
2	15:33:27.242	1:16.042	23.606	32.406	20.030	6	15:38:14.091	1:09.071	22.720	27.239	19.112
3	15:34:35.617	1:08.375	22.289	27.547	18.539	p7	15:43:44.707	5:30.616	22.682	27.051	
4	15:35:43.280	1:07.663	<b>22.007</b>	27.155	<b>18.501</b>	8	15:45:02.608	1:17.901		29.129	19.710
5	15:36:50.789	<b>1:07.509</b>	22.124	<b>26.849</b>	18.536	9	15:46:18.801	1:16.193	26.394	28.844	20.955
p6	15:39:53.908	3:03.119	22.342	28.692		10	15:47:27.585	1:08.784	22.684	27.141	18.959
7	15:41:10.374	1:16.466		29.518	19.103	11	15:48:41.824	1:14.239	23.135	28.736	22.368
8	15:42:20.701	1:10.327	22.289	28.982	19.056	12	15:49:50.831	1:09.007	22.671	27.524	18.812
p9	15:54:06.741	11:46.040	22.346	27.707		13	15:50:58.924	<b>1:08.093</b>	<b>22.441</b>	<b>26.917</b>	<b>18.735</b>
10	15:55:40.184	1:33.443		30.431	26.470	14	15:52:07.168	1:08.244	22.547	26.948	18.749
						p15	15:56:00.386	3:53.218	22.686	27.480	
						16	15:57:30.457	1:30.071		33.819	26.125
<b>(16) Alexander Graff</b>						17	15:58:55.324	1:24.867	27.047	33.860	23.960
1	15:33:03.641	1:31.158		33.777	21.514	18	16:00:39.282	1:43.958	33.571	39.773	30.614
2	15:34:15.711	1:12.070	22.910	29.774	19.386	<b>(5) Andreas Ahlberg</b>					
3	15:35:23.277	<b>1:07.566</b>	22.125	<b>26.865</b>	<b>18.576</b>	1	15:32:22.881	1:36.743		34.991	29.150
4	15:36:51.532	1:28.255	22.071			2	15:33:38.855	1:15.974	25.864	29.689	20.421
						3	15:34:50.878	1:12.023	23.560	28.762	19.701
<b>(47) Fredrik Ros</b>						4	15:36:01.659	1:10.781	23.153	28.612	19.016
1	15:32:10.359	1:51.928		40.098	29.338	5	15:37:09.845	1:08.186	22.371	27.195	<b>18.620</b>
2	15:33:25.204	1:14.845	23.505	31.624	19.716	6	15:38:18.051	1:08.206	22.308	<b>27.183</b>	18.715
3	15:34:33.564	1:08.360	22.639	27.239	<b>18.482</b>	7	15:39:26.260	1:08.209	22.243	27.183	18.783
4	15:35:48.816	1:15.252	23.677	32.612	18.963	p8	15:47:18.193	7:51.933	23.744	28.483	
5	15:36:56.591	1:07.775	22.411	26.857	18.507	9	15:48:38.691	1:20.498		30.176	20.341
6	15:38:04.301	1:07.710	22.352	<b>26.619</b>	18.739	10	15:49:48.214	1:09.523	22.677	27.754	19.092
p7	15:43:09.074	5:04.773	23.270	27.761		11	15:50:56.770	1:08.556	22.577	27.244	18.735
8	15:44:31.909	1:22.835		34.996	20.697	12	15:52:04.880	<b>1:08.110</b>	<b>22.186</b>	27.274	18.650
9	15:45:40.246	1:08.337	22.712	26.966	18.659	13	15:53:14.756	1:09.876	22.511	27.835	19.530
10	15:46:48.959	1:08.713	22.440	26.851	19.422	14	15:54:34.804	1:20.048	27.587	31.498	20.963
11	15:48:20.077	1:31.118	23.840	40.146	27.132	15	15:55:55.134	1:20.330	28.914	30.464	20.952
12	15:49:44.471	1:24.394	33.455	32.074	18.865	16	15:57:21.979	1:26.845	26.307	34.494	26.044
13	15:50:52.319	1:07.848	22.474	26.789	18.585	17	15:58:53.458	1:31.479	28.219	30.789	32.471
14	15:51:59.942	<b>1:07.623</b>	<b>22.219</b>	26.788	18.616	18	16:00:28.356	1:34.898	30.272	41.284	23.342
<b>(4) Hampus Lindkvist</b>						<b>(96) Marcus Palmér</b>					
1	15:32:34.162	1:26.724		31.485	23.310	1	15:32:56.029	1:38.484		39.865	24.106
2	15:33:47.989	1:13.827	25.385	29.452	18.990	2	15:34:20.270	1:24.241	28.371	35.508	20.362
p3	15:36:16.470	2:28.481	23.379	29.441		3	15:35:33.008	1:12.738	24.633	29.279	18.826
4	15:37:28.620	1:12.150		26.976	<b>18.579</b>	4	15:36:45.726	1:12.718	26.608	27.392	18.718
5	15:38:36.489	<b>1:07.869</b>	<b>22.330</b>	<b>26.785</b>	18.754	5	15:37:53.947	1:08.221	22.681	26.947	<b>18.593</b>
p6	15:41:35.686	2:59.197	22.697	26.889		p6	15:40:43.344	2:49.397	22.575	27.977	
7	15:42:52.849	1:17.163		29.910	19.949	7	15:41:54.146	1:10.802		27.116	18.818
8	15:44:01.581	1:08.732	22.783	26.976	18.973	8	15:43:02.812	1:08.666	22.816	27.023	18.827
9	15:45:09.962	1:08.381	22.647	26.941	18.793	9	15:44:11.381	1:08.569	22.792	27.104	18.673
10	15:46:22.837	1:12.875	22.534	26.905	23.436	10	15:45:21.874	1:10.493	23.829	27.661	19.003
p11	15:53:57.297	7:34.460	26.713	30.729		11	15:46:30.879	1:09.005	22.655	27.518	18.832
						12	15:47:40.092	1:09.213	22.722	27.006	19.485
<b>(18) Kevin Engman</b>						13	15:48:48.651	1:08.559	22.835	26.954	18.770
1	15:32:50.880	1:30.830		35.648	22.119	14	15:49:56.823	<b>1:08.172</b>	<b>22.408</b>	<b>26.847</b>	18.917
2	15:34:00.975	1:10.095	23.367	27.815	18.913	p15	15:53:25.592	3:28.769	24.395	30.085	
3	15:35:12.251	1:11.276	22.504	27.519	21.253	16	15:54:38.984	1:13.392		27.636	20.514
4	15:36:20.951	1:08.700	<b>22.345</b>	27.488	18.867	<b>(1) Tobias Brink</b>					
5	15:37:29.411	1:08.460	22.768	27.116	18.576	1	15:32:12.156	1:55.153		40.242	28.308
6	15:38:37.323	<b>1:07.912</b>	22.437	<b>26.988</b>	<b>18.487</b>	2	15:33:28.985	1:16.829	23.639	32.447	20.743
p7	15:45:36.333	6:59.010	23.166	27.584		3	15:34:58.927	1:29.942			
8	15:46:52.320	1:15.987		28.639	20.065	4	15:36:09.111	1:10.184	23.383	27.546	19.255
9	15:48:03.284	1:10.964	23.468	28.562	18.934	5	15:37:23.606	1:14.495	24.530	30.906	19.059
10	15:49:12.489	1:09.205	22.927	27.527	18.751	6	15:38:33.321	1:09.715	22.770	27.685	19.260
11	15:50:21.306	1:08.817	22.526	27.404	18.887	7	15:39:41.761	1:08.440	<b>22.455</b>	26.944	19.041
12	15:51:30.035	1:08.729	22.669	27.278	18.782	8	15:40:53.900	1:12.139	23.053	29.619	19.467
<b>(83) Patric Sundel</b>						9	15:42:02.755	1:08.855	22.488	27.090	19.277
1	15:32:14.528	1:50.590		40.401	28.493	10	15:43:10.964	<b>1:08.209</b>	22.493	<b>26.887</b>	<b>18.829</b>
2	15:33:35.983	1:21.455	24.005	34.219	23.231	p11	15:52:42.766	9:31.802	26.558	35.428	
3	15:34:46.242	1:10.259	23.328	27.684	19.247						

# STCC Karlskoga

Camaro Cup

Karlskoga 2,400 Km

Qualifying

2011-08-12 15:30

Qualifying (30:00 Time) started at 15:30:01

Lap	Time of Day	Lap Tm	S1 Tm	S2 Tm	S3 Tm	Lap	Time of Day	Lap Tm	S1 Tm	S2 Tm	S3 Tm
12	15:54:04.820	1:22.054		31.131	21.413	13	15:56:32.994	1:38.213	27.734	37.800	32.679
p13	15:55:56.676	1:51.856	24.748	28.739		14	15:58:34.008	2:01.014	36.251	48.537	36.226
p14	15:57:52.133	1:55.457		34.925		15	16:00:18.956	1:44.948	37.679	41.972	25.297
15	15:59:16.975	1:24.842		31.330	21.966	<b>(17) Anders Brofalk</b>					
16	16:00:44.296	1:27.321	26.206	32.608	28.507	1	15:32:49.964	1:33.940		37.358	23.012
<b>(95) Mikael Eklund</b>						2	15:33:59.594	1:09.630	23.344	27.441	18.845
1	15:32:20.794	1:40.995		35.985	30.355	p3	15:36:49.546	2:49.952	22.932		
p2	15:34:19.183	1:58.389	25.420	29.405		4	15:38:02.115	1:12.569		27.223	19.178
3	15:35:38.106	1:18.923		29.140	19.336	5	15:39:10.783	1:08.668	<b>22.254</b>	<b>27.156</b>	19.258
4	15:36:47.435	1:09.329	22.467	27.435	19.427	6	15:40:19.420	<b>1:08.637</b>	22.575	27.246	<b>18.816</b>
5	15:37:55.668	<b>1:08.233</b>	<b>22.375</b>	<b>27.132</b>	<b>18.726</b>	p7	15:45:43.135	5:23.715	22.774	48.509	
p6	15:42:39.379	4:43.711	23.314	34.723		8	15:47:03.959	1:20.824		30.182	20.034
7	15:43:54.821	1:15.442		28.335	19.238	9	15:48:20.099	1:16.140	26.123	29.172	20.845
p8	15:54:08.027	10:13.206	23.600	27.703		10	15:49:32.778	1:12.679	24.976	27.986	19.717
9	15:55:41.949	1:33.922		30.124	27.476	11	15:50:41.416	1:08.638	22.429	27.341	18.868
<b>(37) Ole Martin Lindum</b>						12	15:51:50.317	1:08.901	22.258	27.257	19.386
1	15:32:25.050	1:37.085		35.472	29.998	p13	15:57:06.502	5:16.185	27.222	34.638	
2	15:33:41.264	1:16.214	26.445	29.194	20.575	p14	15:59:35.651	2:29.149		37.358	
3	15:34:56.760	1:15.496	22.961	30.945	21.590	15	16:01:00.694	1:25.043		35.342	23.252
4	15:36:05.835	1:09.075	22.718	27.279	19.078	<b>(64) Marcus Larsson</b>					
5	15:37:14.185	<b>1:08.350</b>	<b>22.380</b>	<b>27.177</b>	<b>18.793</b>	1	15:32:25.569	1:35.628			
p6	15:43:35.003	6:20.818	24.186	29.653		2	15:33:39.267	1:13.698	24.924	29.202	19.572
7	15:44:52.211	1:17.208		30.170	19.370	3	15:34:51.465	1:12.198	23.727	29.405	19.066
8	15:46:01.420	1:09.209	22.512	27.747	18.950	4	15:36:02.149	1:10.684	22.963	28.652	19.069
9	15:47:17.145	1:15.725	24.887	30.552	20.286	5	15:37:11.784	1:09.635	22.916	27.909	18.810
10	15:48:37.245	1:20.100	24.712	32.876	22.512	6	15:38:20.701	1:08.917	22.643	27.521	18.753
11	15:49:53.676	1:16.431	26.695	30.357	19.379	7	15:39:30.552	1:09.851	<b>22.579</b>	28.389	18.883
12	15:51:02.223	1:08.547	22.419	27.305	18.823	p8	15:43:00.178	3:29.626	23.427	28.486	
13	15:52:15.572	1:13.349	24.228	29.619	19.502	9	15:44:15.814	1:15.636		29.162	18.897
14	15:53:26.399	1:10.827	22.644	27.651	20.532	10	15:45:25.220	1:09.406	22.611	28.159	18.636
15	15:54:48.403	1:22.004	28.617	33.220	20.167	11	15:46:33.891	<b>1:08.671</b>	22.810	<b>27.295</b>	<b>18.566</b>
<b>(77) Michael Wärm</b>						<b>(11) Frederick Bylund</b>					
1	15:32:25.217	1:27.808		32.174	22.701	1	15:32:33.903	1:28.111		31.650	23.940
2	15:33:38.420	1:13.203	23.995	28.503	20.705	2	15:33:57.495	1:23.592	30.142	29.698	23.752
3	15:34:50.073	1:11.653	23.186	28.986	19.481	3	15:35:08.019	1:10.524	23.237	28.118	19.169
4	15:35:58.486	1:08.413	22.537	<b>26.939</b>	18.937	4	15:36:17.969	1:09.950	23.057	27.860	19.033
5	15:37:06.847	<b>1:08.361</b>	<b>22.329</b>	27.293	<b>18.739</b>	5	15:37:26.918	<b>1:08.949</b>	<b>22.772</b>	<b>27.314</b>	<b>18.863</b>
6	15:38:15.315	1:08.468	22.475	27.220	18.773	6	15:38:36.058	1:09.140	<b>22.583</b>	27.600	18.957
p7	15:43:47.804	5:32.489	23.263	31.004		7	15:39:52.500	1:16.442	25.903	30.619	19.920
8	15:45:03.334	1:15.530		29.048	19.372	p8	15:43:07.275	3:14.775	23.721	28.705	
9	15:46:12.553	1:09.219	23.191	27.093	18.935	9	15:44:24.389	1:17.114		29.181	19.441
10	15:47:21.166	1:08.613	22.505	27.307	18.801	10	15:45:35.730	1:11.341	23.393	27.728	20.220
11	15:48:37.093	1:15.927	22.717	31.567	21.643	11	15:46:50.403	1:14.673	23.204		
12	15:49:45.804	1:08.711	22.788	27.111	18.812	12	15:48:09.046	1:18.643	28.847	30.428	19.368
13	15:50:54.433	1:08.629	22.517	27.126	18.986	13	15:49:19.755	1:10.709	23.020	27.878	19.811
14	15:52:02.976	1:08.543	22.596	27.128	18.819	14	15:50:32.405	1:12.650	24.458	29.202	18.990
p15	15:57:49.446	5:46.470	22.540	27.313		15	15:51:43.566	1:11.161	23.936	28.155	19.070
16	15:59:06.833	1:17.387		29.228	19.964	p16	15:54:04.787	2:21.221	23.129	27.743	
17	16:00:42.645	1:35.812	27.013	40.494	28.305	17	15:55:32.341	1:27.554		29.059	29.552
<b>(7) Ted Brink</b>						18	15:56:59.499	1:27.158	31.945	32.242	22.971
1	15:32:12.886	1:57.841		41.186	28.385	19	15:58:40.764	1:41.265	27.661	37.920	35.684
2	15:33:30.261	1:17.375	24.542	31.699	21.134	<b>(45) Jörgen Eriksson</b>					
3	15:34:44.696	1:14.435	22.877	30.704	20.854	1	15:32:17.186	1:43.548		38.320	29.263
4	15:35:53.610	1:08.914	22.633	27.561	18.720	2	15:33:33.744	1:16.558	23.689	32.117	20.752
5	15:37:06.194	1:12.584	23.897	30.046	18.641	3	15:34:43.585	1:09.841	22.751	27.664	19.426
6	15:38:14.786	1:08.592	22.656	<b>27.250</b>	18.686	4	15:35:52.696	1:09.111	22.627	27.458	<b>19.026</b>
7	15:39:35.277	1:20.491	22.870			5	15:37:01.752	<b>1:09.056</b>	<b>22.464</b>	<b>27.298</b>	19.294
8	15:40:47.577	1:12.300	23.424	29.553	19.323	6	15:38:10.863	1:09.111	22.739	27.326	19.046
p9	15:51:12.849	10:25.272	22.821	28.342		7	15:39:20.696	1:09.833	22.657	27.510	19.666
10	15:52:37.046	1:24.197		33.161	18.921	p8	15:42:16.115	2:55.419	25.205	28.995	
11	15:53:45.606	<b>1:08.560</b>	<b>22.564</b>	27.534	<b>18.462</b>	9	15:43:31.498	1:15.383		28.507	19.501
12	15:54:54.781	1:09.175	22.698	27.394	19.083	p10	15:49:07.696	5:36.198	39.970	27.898	





# STCC Karlskoga

Camaro Cup

Karlskoga 2,400 Km

Qualifying

2011-08-12 15:30

Qualifying (30:00 Time) started at 15:30:01

Lap	Time of Day	Lap Tm	S1 Tm	S2 Tm	S3 Tm	Lap	Time of Day	Lap Tm	S1 Tm	S2 Tm	S3 Tm
11	15:50:24.087	1:16.391		28.052	19.465	16	15:52:28.217	1:10.837	24.373	27.562	18.902
12	15:51:34.813	1:10.726	22.720	28.140	19.866	17	15:53:37.760	1:09.543	<b>22.995</b>	27.405	19.143
<b>(72) Rogge Eriksson</b>						<b>(98) Stein Frederic Akre</b>					
1	15:32:13.259	1:53.482		40.935	28.107	1	15:32:34.772	1:24.973		31.529	23.314
2	15:33:30.747	1:17.488	24.656	31.702	21.130	2	15:33:48.978	1:14.206	25.249	29.573	19.384
3	15:34:40.576	1:09.829	23.093	27.990	18.746	3	15:35:02.208	1:13.230	23.224	29.824	20.182
4	15:35:49.660	<b>1:09.084</b>	22.954	<b>27.275</b>	18.855	4	15:36:15.092	1:12.884	24.123	29.294	19.467
5	15:36:59.188	1:09.528	22.923	27.761	18.844	5	15:37:25.231	1:10.139	23.044	27.994	19.101
6	15:38:08.690	1:09.502	22.992	27.597	18.913	6	15:38:35.220	1:09.989	23.101	27.755	19.133
7	15:39:17.930	1:09.240	23.018	27.346	18.876	7	15:39:44.423	<b>1:09.203</b>	22.820	<b>27.433</b>	<b>18.950</b>
p8	15:43:46.229	4:28.299	28.713	28.810		8	15:40:54.813	1:10.390	23.186	27.965	19.239
9	15:45:02.925	1:16.696		28.853	19.687	9	15:42:04.480	1:09.667	<b>22.805</b>	27.752	19.110
10	15:46:22.095	1:19.170	24.591	27.456	27.123	10	15:43:14.672	1:10.192	23.255	27.664	19.273
p11	15:48:45.567	2:23.472	25.205	28.010		11	15:44:32.583	1:17.911	23.479	33.573	20.859
12	15:49:59.321	1:13.754		28.224	18.956	p12	15:46:56.481	2:23.898	23.242	27.659	
13	15:51:09.521	1:10.200	23.219	28.166	18.815	13	15:48:20.459	1:23.978		31.362	20.573
14	15:52:18.627	1:09.106	<b>22.878</b>	27.507	<b>18.721</b>	14	15:49:33.244	1:12.785	25.307	28.041	19.437
15	15:53:28.722	1:10.095	23.244	27.895	18.956	15	15:50:43.512	1:10.268	22.958	28.075	19.235
16	15:54:45.096	1:16.374	24.022	27.652	24.700	p16	15:54:17.595	3:34.083	22.918	30.454	
p17	15:59:01.332	4:16.236	31.803	41.287		17	15:55:44.551	1:26.956		29.062	29.159
18	16:00:41.484	1:40.152		39.979	30.276	p18	15:59:23.466	3:38.915	29.530	34.796	
<b>(8) Mikael Granberg</b>						<b>(28) Rasmus Märthen</b>					
1	15:32:30.695	1:27.648		32.237	22.181	1	15:32:28.263	1:34.293		34.115	25.042
2	15:33:52.988	1:22.293	28.421	32.974	20.898	2	15:33:42.407	1:14.144	24.909	29.375	19.860
p3	15:36:04.663	2:11.675	22.928			3	15:35:00.153	1:17.746	<b>22.569</b>	35.128	20.049
4	15:37:24.373	1:19.710		28.691	19.027	4	15:36:09.360	<b>1:09.207</b>	22.774	27.534	<b>18.899</b>
5	15:38:33.754	1:09.381	22.745	27.751	18.885	5	15:37:18.786	1:09.426	23.041	<b>27.386</b>	18.999
6	15:40:05.246	1:31.492	22.676	<b>27.320</b>	41.496	<b>(86) Fredrik Magnusson</b>					
7	15:41:19.057	1:13.811	25.155	28.928	19.728	1	15:32:56.363	1:29.767		35.793	22.004
p8	15:47:59.206	6:40.149	23.343	27.818		2	15:34:07.877	1:11.514	24.250	28.146	19.118
9	15:49:16.250	1:17.044		28.520	19.377	3	15:35:18.016	1:10.139	23.064	27.963	19.112
10	15:50:25.544	1:09.294	22.968	27.483	<b>18.843</b>	4	15:36:27.422	1:09.406	<b>22.845</b>	27.638	18.923
11	15:51:34.660	<b>1:09.116</b>	<b>22.566</b>	27.413	19.137	5	15:37:36.873	1:09.451	22.851	27.785	<b>18.815</b>
12	15:52:44.823	1:10.163	23.555	27.607	19.001	6	15:38:46.167	<b>1:09.294</b>	22.858	<b>27.489</b>	18.947
13	15:53:54.382	1:09.559	22.983	27.512	19.064	<b>(73) Stefan Jacobsson</b>					
14	15:55:03.683	1:09.301	22.798	27.412	19.091	1	15:33:04.855	1:25.700		31.963	21.579
15	15:56:35.614	1:31.931	25.537	34.266	32.128	2	15:34:17.198	1:12.343	23.615	29.685	19.043
16	15:58:36.900	2:01.286	34.527	48.913	37.846	3	15:35:28.387	1:11.189	22.986	28.697	19.506
17	16:00:20.378	1:43.478	35.266	42.308	25.904	4	15:36:38.134	1:09.747	23.195	27.638	<b>18.914</b>
<b>(9) Peggen Andersson</b>						5	15:37:47.544	<b>1:09.410</b>	<b>22.642</b>	27.534	19.234
1	15:33:04.291	1:28.969		33.724	21.568	6	15:38:57.209	1:09.665	23.018	<b>27.501</b>	19.146
2	15:34:18.985	1:14.694	24.901	29.617	20.176	p7	15:43:50.381	4:53.172	22.691	28.049	
3	15:35:28.783	1:09.798	22.993	27.710	19.095	8	15:45:46.846	1:56.465		28.235	19.966
4	15:36:38.589	1:09.806	23.306	27.548	<b>18.952</b>	9	15:46:57.290	1:10.444	23.389	27.788	19.267
5	15:37:51.056	1:12.467	24.724	28.329	19.414	10	15:48:09.327	1:12.037	23.826	29.000	19.211
6	15:39:00.178	<b>1:09.122</b>	<b>22.569</b>	<b>27.480</b>	19.073	11	15:49:19.985	1:10.658	23.219	27.979	19.460
<b>(13) Daniel Ivarsson</b>						12	15:50:36.441	1:16.456	25.549	31.705	19.202
1	15:32:29.202	1:33.350		34.890	24.459	13	15:51:47.466	1:11.025	23.410	28.328	19.287
2	15:33:42.727	1:13.525	25.444	28.320	19.761	<b>(99) Bill Berggren</b>					
3	15:35:00.548	1:17.821	25.332	32.143	20.346	1	15:33:09.278	1:27.559		33.149	21.447
4	15:36:10.299	1:09.751	23.184	27.578	18.989	2	15:34:21.238	1:11.960	23.793	28.232	19.935
5	15:37:21.011	1:10.712	23.990	28.090	<b>18.632</b>	3	15:35:32.492	1:11.254	23.996	27.904	19.354
6	15:38:30.794	1:09.783	23.350	27.377	19.056	4	15:36:41.903	<b>1:09.411</b>	22.781	<b>27.392</b>	<b>19.238</b>
7	15:39:39.975	<b>1:09.181</b>	23.173	27.269	18.739	5	15:37:51.952	1:10.049	22.948	27.650	19.451
8	15:40:49.415	1:09.440	23.151	27.286	19.003	6	15:39:09.578	1:17.626	<b>22.648</b>	28.348	26.630
p9	15:44:02.042	3:12.627	24.921	28.134		p7	15:43:04.328	3:54.750	28.810	29.218	
10	15:45:21.021	1:18.979		29.010	18.979	8	15:44:21.722	1:17.394		29.244	21.076
11	15:46:31.804	1:10.783	23.061	28.914	18.808	<b>(24) Bjørn Vidar Brynildsen</b>					
12	15:47:41.272	1:09.468	23.000	27.536	18.932	1	15:32:56.750	1:27.489		32.751	21.640
13	15:48:50.526	1:09.254	23.178	<b>27.169</b>	18.907	2	15:34:08.495	1:11.745	24.346	28.270	19.129
14	15:50:03.504	1:12.978	23.192	30.695	19.091						
15	15:51:17.380	1:13.876	24.962	29.689	19.225						





# STCC Karlskoga

Camaro Cup

Karlskoga 2,400 Km

Qualifying

2011-08-12 15:30

Qualifying (30:00 Time) started at 15:30:01

Lap	Time of Day	Lap Tm	S1 Tm	S2 Tm	S3 Tm	Lap	Time of Day	Lap Tm	S1 Tm	S2 Tm	S3 Tm
3	15:35:19.103	1:10.608	23.096	28.363	19.149	p6	15:41:39.123	3:46.391	<b>23.437</b>	28.907	
4	15:36:29.188	1:10.085	23.112	27.992	18.981	7	15:43:00.618	1:21.495		29.866	20.925
5	15:37:38.837	1:09.649	22.981	27.835	<b>18.833</b>	8	15:44:13.737	1:13.119	24.385	29.258	19.476
6	15:38:48.363	<b>1:09.526</b>	<b>22.633</b>	27.909	18.984	9	15:45:26.546	1:12.809	24.063	29.381	19.365
7	15:39:59.179	1:10.816	22.796	<b>27.827</b>	20.193	10	15:46:39.335	1:12.789	24.229	29.054	19.506
p8	15:43:28.421	3:29.242	23.701	30.107		11	15:47:51.113	<b>1:11.778</b>	23.993	28.518	<b>19.267</b>
9	15:44:47.903	1:19.482		28.909	19.302	p12	15:51:05.110	3:13.997	26.152	30.838	
10	15:45:59.656	1:11.753	23.484	28.854	19.415						
11	15:47:10.062	1:10.406	23.188	28.162	19.056	<b>(46) Christer Öhlin</b>					
12	15:48:22.071	1:12.009	24.654	28.292	19.063	1	15:32:19.835	1:43.720		35.703	31.123
13	15:49:34.148	1:12.077	24.623	28.374	19.080	2	15:33:36.774	1:16.939	25.640	29.378	21.921
14	15:50:44.167	1:10.019	22.952	27.913	19.154	3	15:34:49.899	1:13.125	24.482	29.081	<b>19.562</b>
15	15:51:54.923	1:10.756	22.811	28.958	18.987	p4	15:37:50.560	3:00.661	<b>23.858</b>	29.982	
16	15:53:23.496	1:28.573	40.765	28.307	19.501	5	15:39:12.006	1:21.446		29.134	21.010
17	15:54:39.275	1:15.779	24.508	30.033	21.238	6	15:40:27.611	1:15.605	25.552	29.447	20.606
18	15:56:03.561	1:24.286	27.362	32.151	24.773	7	15:41:41.875	1:14.264	24.899	29.215	20.150
19	15:57:32.053	1:28.492	29.669	32.637	26.186	8	15:42:57.537	1:15.662	25.128	30.406	20.128
20	15:58:58.039	1:25.986	26.516	34.795	24.675	9	15:44:10.521	<b>1:12.984</b>	24.077	<b>28.698</b>	20.209
21	16:00:40.394	1:42.355	32.309	39.943	30.103	10	15:45:25.123	1:14.602	24.362	30.064	20.176
						11	15:46:42.795	1:17.672	24.924	31.367	21.381
<b>(10) Magnus Landell</b>											
1	15:32:21.431	1:38.980		36.462	29.149	<b>(76) Görgen Ohlsson</b>					
2	15:33:38.546	1:17.115	25.408	30.355	21.352	1	15:32:30.283	1:30.450		33.964	23.351
3	15:34:53.189	1:14.643	25.157	30.245	19.241	2	15:33:46.161	1:15.878	25.303	30.299	20.276
4	15:36:04.190	1:11.001	23.288	28.086	19.627	3	15:35:02.008	1:15.847	24.739	30.891	20.217
5	15:37:13.793	<b>1:09.603</b>	<b>22.752</b>	27.528	19.323	p4	15:37:42.944	2:40.936	23.951	30.727	
p6	15:40:26.964	3:13.171	23.510	28.197		5	15:39:01.661	1:18.717		29.818	19.900
7	15:41:42.075	1:15.111		29.297	19.587	6	15:40:16.086	1:14.425	<b>23.843</b>	30.155	20.427
8	15:42:54.512	1:12.437	23.599	29.042	19.796	7	15:41:32.302	1:16.216	25.280	30.364	20.572
9	15:44:04.737	1:10.225	23.297	27.683	19.245	p8	15:45:26.165	3:53.863	24.687	1:29.128	
10	15:45:14.647	1:09.910	23.109	27.584	<b>19.217</b>	9	15:46:48.910	1:22.745		31.563	20.803
11	15:46:45.776	1:31.129	42.357	29.448	19.324	10	15:48:05.537	1:16.627	25.375	30.923	20.329
12	15:47:57.854	1:12.078	23.371	29.259	19.448	11	15:49:19.604	<b>1:14.067</b>	24.501	<b>29.446</b>	20.120
13	15:49:09.770	1:11.916	23.638	27.615	20.663	12	15:50:34.078	1:14.474	24.140	30.374	19.960
14	15:50:19.953	1:10.183	23.586	<b>27.260</b>	19.337	13	15:51:48.599	1:14.521	24.419	30.243	<b>19.859</b>
15	15:51:29.860	1:09.907	23.241	27.447	19.219	p14	15:55:51.292	4:02.693	27.029	31.285	
p16	15:55:36.578	4:06.718	24.488	27.746		15	15:57:26.738	1:35.446		34.556	26.470
17	15:57:01.906	1:25.328		31.731	22.298	16	15:58:54.008	1:27.270	28.819	32.883	25.568
18	15:58:42.774	1:40.868	26.873	37.293	36.702	17	16:00:31.138	1:37.130	31.907	39.628	25.595
19	16:00:27.654	1:44.880	34.919								
<b>(52) Tommie Eliasson</b>											
1	15:33:31.283	1:16.392									
2	15:34:42.367	1:11.084									
3	15:35:52.288	1:09.921									
4	15:37:02.504	1:10.216									
p5	15:39:07.381	2:04.877									
6	15:42:53.607	3:46.226	5:01.320	30.243	19.540						
7	15:44:03.610	1:10.003	23.248	27.700	19.055						
8	15:45:13.305	<b>1:09.695</b>	22.991	27.639	19.065						
9	15:46:23.231	1:09.926	<b>22.941</b>	27.663	19.322						
10	15:47:33.204	1:09.973	23.330	<b>27.446</b>	19.197						
11	15:48:43.702	1:10.498	23.684	27.763	19.051						
12	15:49:54.586	1:10.884	23.884	28.009	<b>18.991</b>						
p13	15:53:59.619	4:05.033	23.988	28.196							
14	15:55:26.693	1:27.074		28.662	27.739						
15	15:56:44.824	1:18.131	27.740	30.070	20.321						
16	15:58:37.776	1:52.952	26.926	48.264	37.762						
17	16:00:20.736	1:42.960	35.161	42.857	24.942						
<b>(42) Bjørn Nordal</b>											
1	15:32:57.310	1:35.616		38.251	24.597						
2	15:34:16.137	1:18.827	27.675	30.918	20.234						
3	15:35:28.001	1:11.864	23.590	28.719	19.555						
4	15:36:40.825	1:12.824	25.199	<b>28.190</b>	19.435						
5	15:37:52.732	1:11.907	23.696	28.761	19.450						



# STCC Karlskoga


Camaro Cup

Karlskoga 2,400 Km

Startgrid Heat 1

2011-08-13 10:35

Race (15:00 or 11 Laps)



Roling start		POLE POSITION		
<b>2</b>	16 Alexander Graff 1:07.566	<b>1</b>	43 Thed Björk 1:07.509	<b>1</b>
<b>4</b>	4 Hampus Lindkvist 1:07.869	<b>3</b>	47 Fredrik Ros 1:07.623	<b>2</b>
<b>6</b>	83 Patric Sundel 1:08.093	<b>5</b>	18 Kevin Engman 1:07.912	<b>3</b>
<b>8</b>	96 Marcus Palmér 1:08.172	<b>7</b>	5 Andreas Ahlberg 1:08.110	<b>4</b>
<b>10</b>	95 Mikael Eklund 1:08.233	<b>9</b>	1 Tobias Brink 1:08.209	<b>5</b>
<b>12</b>	77 Michael Wörn 1:08.361	<b>11</b>	37 Ole Martin Lindum 1:08.350	<b>6</b>
<b>14</b>	17 Anders Brofalk 1:08.637	<b>13</b>	7 Ted Brink 1:08.560	<b>7</b>
<b>16</b>	11 Frederick Bylund 1:08.949	<b>15</b>	64 Marcus Larsson 1:08.671	<b>8</b>
<b>18</b>	8 Mikael Granberg 1:09.116	<b>17</b>	45 Jörgen Eriksson 1:09.056	<b>9</b>
<b>20</b>	98 Stein Frederic Akre 1:09.203	<b>19</b>	9 Peggen Andersson 1:09.122	<b>10</b>
<b>22</b>	86 Fredrik Magnusson 1:09.294	<b>21</b>	28 Rasmus Märthen 1:09.207	<b>11</b>
<b>24</b>	99 Bill Berggren 1:09.411	<b>23</b>	73 Stefan Jacobsson 1:09.410	<b>12</b>
<b>26</b>	10 Magnus Landell 1:09.603	<b>25</b>	24 Bjørn Vidar Brynildsen 1:09.526	<b>13</b>
<b>28</b>	72 Rogge Eriksson 1:09.084	<b>27</b>	52 Tommie Eliasson 1:09.695	<b>14</b>

# STCC Karlskoga


Camaro Cup

Karlskoga 2,400 Km

Startgrid Heat 1

2011-08-13 10:35

Race (15:00 or 11 Laps)



**30**

46 Christer Öhlin  
1:12.984

**32**

76 Görgen Ohlsson  
1:14.067

**29**

42 Bjarne Nordal  
1:11.778

**31**

13 Daniel Ivarsson  
1:09.181

**15**

**16**

No 13 and no 72 drop down 10 positions



# STCC Karlskoga

Camaro Cup

Karlskoga 2,400 Km

Heat 1 -NEW-

2011-08-13 10:35

Race (15:00 or 11 Laps) started at 10:34:38

Pos	No.	Name	Entrant	Make	Nat./Club	Total Tm	Laps	Diff	Best Tm	Ø km/h
1	43	Thed Björk	RTech	Chevrolet Camaro	SWE-Karlskoga MF	12:30.110	11		1:07.710	126,701
2	47	Fredrik Ros	Emeren Motorsport	Chevrolet Camaro	SWE-SMK Sundsvall	12:31.824	11	1.714	1:07.405	126,413
3	16	Alexander Graff	Memphis Racing	Chevrolet Camaro	SWE-SSK	12:36.190	11	6.080	1:08.087	125,683
4	5	Andreas Ahlberg	Badatunna.se	Chevrolet Camaro	SWE-SMK Hedemora	12:37.943	11	7.833	1:07.896	125,392
5	1	Tobias Brink		Chevrolet Camaro	SWE-SMK Hörby	12:40.224	11	10.114	1:07.957	125,016
6	18	Kevin Engman	Q8 OILS RACING	Chevrolet Camaro	SWE-SMK Söderhamn	12:42.604	11	12.494	1:08.376	124,626
7	95	Mikael Eklund	RTech	Chevrolet Camaro	SWE-Karlskoga MF	12:43.870	11	13.760	1:08.524	124,419
8	7	Ted Brink		Chevrolet Camaro	SWE-SMK Hörby	12:45.230	11	15.120	1:08.331	124,198
9	37	Ole Martin Lindum		Chevrolet Camaro	NOR-NMK	12:51.533	11	21.423	1:08.731	123,183
10	96	Marcus Palmér	Palmér & Co	Chevrolet Camaro	SWE-KAK	12:51.905	11	21.795	1:08.498	123,124
11	8	Mikael Granberg		Chevrolet Camaro	SWE-Falkenbergs MK	12:54.048	11	23.938	1:08.648	122,783
12	83	Patric Sundel		Chevrolet Camaro	SWE-Hyllinge MS	12:54.514	11	24.404	1:08.300	122,709
13	86	Fredrik Magnusson	Memphis Racing	Chevrolet Camaro	SWE-Jämtlands MK	12:58.625	11	28.515	1:08.956	122,061
14	24	Bjørn Vidar Brynildsen		Chevrolet Camaro	NOR-KNA Varna	13:07.280	11	37.170	1:08.965	120,719
15	52	Tommie Eliasson	Orange Performance	Chevrolet Camaro	SWE-Kristianstads KK	13:09.436	11	39.326	1:08.870	120,390
16	13	Daniel Ivarsson		Chevrolet Camaro	SWE-Hyllinge MS	13:10.318	11	40.208	1:08.560	120,255
17	72	Rogge Eriksson		Chevrolet Camaro	SWE-Järfälla MK	13:15.126	11	45.016	1:09.590	119,528
18	98	Stein Frederic Akre		Chevrolet Camaro	NOR-NMK Trysil	13:17.932	11	47.822	1:10.205	119,108
19	10	Magnus Landell		Chevrolet Camaro	SWE-Gestrike RT	13:18.004	11	47.894	1:10.224	119,097
20	73	Stefan Jacobsson	Bylund Motorsport	Chevrolet Camaro	SWE-Järfälla MK	13:18.458	11	48.348	1:09.437	119,029
21	17	Anders Brofalk	Brings Racing	Chevrolet Camaro	SWE-Kocktorp MK	13:27.784	11	57.674	1:08.297	117,655
22	64	Marcus Larsson	JK Motorsport	Chevrolet Camaro	SWE-Bohus RC	13:33.513	11	1:03.403	1:09.696	116,827
23	9	Peggen Andersson		Chevrolet Camaro	SWE-Falkenbergs MK	12:15.803	10	1 Lap	1:08.565	117,423
24	46	Christer Öhlin	Emeren Motorsport	Chevrolet Camaro	SWE-Mälardöarnas MK	12:33.043	10	1 Lap	1:12.236	114,734
25	42	Bjarne Nordal		Chevrolet Camaro	NOR-KNA Varna	12:33.354	10	1 Lap	1:11.372	114,687
26	76	Görgen Ohlsson		Chevrolet Camaro	SWE-Anderstorp RC	13:35.990	10	1 Lap	1:15.570	105,884
27	11	Frederick Bylund		Chevrolet Camaro	SWE-Kolsva MS	9:38.306	8	3 Laps	1:09.508	119,521
Not classified (75% = 8 Laps)										
DNF	77	Michael Wärm	Memphis Racing	Chevrolet Camaro	SWE-Karlskoga MF	8:18.628	7	DNF	1:08.713	121,293
DNF	28	Rasmus Mårthen		Chevrolet Camaro	SWE-Mora MK	1:20.110	1	DNF	1:17.070	107,852
DNF	4	Hampus Lindkvist	Memphis Racing	Chevrolet Camaro	SWE-Rättvik RK	0.406		DNF	-	-
DNF	45	Jörgen Eriksson	Emeren Motorsport	Chevrolet Camaro	SWE-Rättvik RK	2.613		DNF	-	-
DNS	99	Bill Berggren		Chevrolet Camaro	SWE-SSK			DNS	-	-

## Announcements

Weather: sunny, 18 degrees, dry track

These results are provisional until the conclusion of any judicial and technical matters

No. 64 drive through

Started: 31 Classified: 27 Not classified: 4

No. 17 time penalty 30 sec. / overtaking under yellow

Margin of Victory	Ø km/h	Best Lap Tm	km/h	Best Lap by
1.714	126,701	1:07.405	128,180	47 - Fredrik Ros

Official Timing [www.motorsport-events.se](http://www.motorsport-events.se)

Orbits

Timekeeping Ingrid Wagner:

Clerk of the course Maria Lundgren:

[www.mylaps.com](http://www.mylaps.com)

Steward Kenneth Bergquist:

Secretary of the meeting Lena Holm:

Licensed to: Motorsport Events

Printed: 2011-08-13 11:53:13

## STCC Karlskoga

Camaro Cup

Karlskoga 2,400 Km

Heat 1

2011-08-13 10:35

Race (15:00 or 11 Laps) started at 10:34:38

Lap	Time of Day	Lap Tm	S1 Tm	S2 Tm	S3 Tm	Lap	Time of Day	Lap Tm	S1 Tm	S2 Tm	S3 Tm
<b>(43) Thed Björk</b>						<b>(18) Kevin Engman</b>					
1	10:35:48.573	1:09.868	24.154	27.210	<b>18.504</b>	1	10:35:51.583	1:12.423	25.412	28.003	19.008
2	10:36:56.818	1:08.245	22.458	27.229	18.558	2	10:37:01.533	1:09.950	22.957	27.940	19.053
3	10:38:04.899	1:08.081	22.300	27.110	18.671	3	10:38:10.461	1:08.928	22.638	27.544	18.746
4	10:39:12.609	<b>1:07.710</b>	22.146	27.029	18.535	4	10:39:18.955	1:08.494	22.645	<b>27.092</b>	18.757
5	10:40:20.476	1:07.867	22.163	27.093	18.611	5	10:40:27.469	1:08.514	22.403	27.289	18.822
6	10:41:28.348	1:07.872	22.288	27.036	18.548	6	10:41:35.982	1:08.513	22.771	27.104	18.638
7	10:42:36.655	1:08.307	22.786	<b>26.958</b>	18.563	7	10:42:44.358	<b>1:08.376</b>	22.464	27.309	<b>18.603</b>
8	10:43:44.396	1:07.741	<b>22.092</b>	27.034	18.615	8	10:43:52.904	1:08.546	<b>22.355</b>	27.344	18.847
9	10:44:52.226	1:07.830	22.251	27.069	18.510	9	10:45:02.100	1:09.196	22.945	27.497	18.754
10	10:46:00.173	1:07.947	22.193	27.125	18.629	10	10:46:11.861	1:09.761	23.741	27.252	18.768
11	10:47:08.815	1:08.642	22.348	27.443	18.851	11	10:47:21.309	1:09.448	23.097	27.497	18.854
<b>(47) Fredrik Ros</b>						<b>(95) Mikael Eklund</b>					
1	10:35:49.828	1:10.877	25.187	27.086	18.604	1	10:35:54.562	1:14.787	26.389	29.357	19.041
2	10:36:59.340	1:09.512	22.756	27.639	19.117	2	10:37:03.545	1:08.983	22.768	27.360	18.855
3	10:38:07.491	1:08.151	22.475	27.030	18.646	3	10:38:12.465	1:08.920	22.693	27.258	18.969
4	10:39:15.290	1:07.799	22.402	26.784	18.613	4	10:39:21.271	1:08.806	22.706	27.218	18.882
5	10:40:23.185	1:07.895	22.417	26.838	18.640	5	10:40:29.795	<b>1:08.524</b>	22.694	<b>27.015</b>	18.815
6	10:41:30.836	1:07.651	<b>22.255</b>	26.684	18.712	6	10:41:38.438	1:08.643	22.585	27.188	18.870
7	10:42:39.023	1:08.187	22.857	26.733	18.597	7	10:42:47.046	1:08.608	22.621	27.306	<b>18.681</b>
8	10:43:46.428	<b>1:07.405</b>	22.260	<b>26.636</b>	18.509	8	10:43:55.690	1:08.644	<b>22.528</b>	27.334	18.782
9	10:44:54.194	1:07.766	22.262	26.901	18.603	9	10:45:04.287	1:08.597	22.550	27.317	18.730
10	10:46:01.986	1:07.792	22.348	26.958	<b>18.486</b>	10	10:46:13.142	1:08.855	22.825	27.338	18.692
11	10:47:10.529	1:08.543	22.441	27.000	19.102	11	10:47:22.575	1:09.433	22.659	27.694	19.080
<b>(16) Alexander Graff</b>						<b>(7) Ted Brink</b>					
1	10:35:49.466	1:10.651	24.546	27.452	18.653	1	10:35:55.134	1:14.928	26.208	29.921	18.799
2	10:36:59.868	1:10.402	22.567	28.251	19.584	2	10:37:04.592	1:09.458	22.655	27.472	19.331
3	10:38:08.169	1:08.301	22.532	27.167	<b>18.602</b>	3	10:38:13.811	1:09.219	22.920	27.558	18.741
4	10:39:16.256	<b>1:08.087</b>	22.370	27.111	18.606	4	10:39:22.350	1:08.539	<b>22.431</b>	27.492	18.616
5	10:40:24.892	1:08.636	22.483	27.342	18.811	5	10:40:30.681	<b>1:08.331</b>	22.489	27.352	<b>18.490</b>
6	10:41:33.061	1:08.169	22.286	27.238	18.645	6	10:41:39.091	1:08.410	22.519	<b>27.223</b>	18.668
7	10:42:41.369	1:08.308	22.524	<b>27.100</b>	18.684	7	10:42:47.757	1:08.666	22.587	27.398	18.681
8	10:43:49.547	1:08.178	<b>22.262</b>	27.199	18.717	8	10:43:56.234	1:08.477	22.537	27.316	18.624
9	10:44:57.809	1:08.262	22.339	27.187	18.736	9	10:45:05.581	1:09.347	22.816	27.737	18.794
10	10:46:06.282	1:08.473	22.403	27.264	18.806	10	10:46:14.526	1:08.945	22.939	27.298	18.708
11	10:47:14.895	1:08.613	22.390	27.340	18.883	11	10:47:23.935	1:09.409	22.862	27.612	18.935
<b>(5) Andreas Ahlberg</b>						<b>(37) Ole Martin Lindum</b>					
1	10:35:51.881	1:12.577	25.780	27.768	19.029	1	10:35:57.130	1:17.294	27.231	30.890	19.173
2	10:37:01.032	1:09.151	23.004	27.345	18.802	2	10:37:06.966	1:09.836	23.453	27.598	<b>18.785</b>
3	10:38:09.609	1:08.577	22.538	27.342	18.697	3	10:38:16.387	1:09.421	23.124	27.462	18.835
4	10:39:17.872	1:08.263	22.435	27.098	18.730	4	10:39:26.818	1:10.431	22.687	28.522	19.222
5	10:40:25.898	1:08.026	22.358	<b>26.928</b>	18.740	5	10:40:36.035	1:09.217	22.876	27.397	18.944
6	10:41:33.946	1:08.048	22.319	26.983	18.746	6	10:41:44.866	1:08.831	22.811	27.145	18.875
7	10:42:42.980	1:09.034	22.401	27.980	18.653	7	10:42:53.758	1:08.892	22.667	27.359	18.866
8	10:43:50.876	<b>1:07.896</b>	<b>22.248</b>	27.025	<b>18.623</b>	8	10:44:02.489	<b>1:08.731</b>	<b>22.619</b>	<b>27.134</b>	18.978
9	10:44:59.124	1:08.248	22.305	27.254	18.689	9	10:45:11.442	1:08.953	22.664	27.352	18.937
10	10:46:07.518	1:08.394	22.474	27.212	18.708	10	10:46:20.658	1:09.216	22.909	27.351	18.956
11	10:47:16.648	1:09.130	22.787	27.361	18.982	11	10:47:30.238	1:09.580	23.152	27.442	18.986
<b>(1) Tobias Brink</b>						<b>(96) Marcus Palmér</b>					
1	10:35:53.947	1:14.356	26.238	29.053	19.065	1	10:35:57.667	1:18.192	28.635	30.312	19.245
2	10:37:02.338	1:08.391	22.627	27.113	18.651	2	10:37:07.840	1:10.173	23.607	27.646	18.920
3	10:38:10.896	1:08.558	22.455	27.371	18.732	3	10:38:17.828	1:09.988	23.124	27.877	18.987
4	10:39:19.460	1:08.564	22.678	27.253	18.633	4	10:39:27.488	1:09.660	22.800	27.616	19.244
5	10:40:27.779	1:08.319	22.366	27.150	18.803	5	10:40:36.763	1:09.275	23.124	27.300	18.851
6	10:41:36.425	1:08.646	22.864	27.183	18.599	6	10:41:45.261	<b>1:08.498</b>	<b>22.581</b>	<b>27.082</b>	18.835
7	10:42:44.956	1:08.531	22.461	27.474	<b>18.596</b>	7	10:42:54.100	1:08.839	22.775	27.261	<b>18.803</b>
8	10:43:53.123	1:08.167	<b>22.225</b>	27.150	18.792	8	10:44:03.503	1:09.403	23.089	27.511	18.803
9	10:45:02.389	1:09.266	23.154	27.376	18.736	9	10:45:12.365	1:08.862	22.732	27.285	18.845
10	10:46:10.972	1:08.583	22.934	26.934	18.715	10	10:46:21.408	1:09.043	22.693	27.502	18.848
11	10:47:18.929	<b>1:07.957</b>	22.372	<b>26.881</b>	18.704	11	10:47:30.610	1:09.202	22.898	27.340	18.964
<b>(8) Mikael Granberg</b>											

## STCC Karlskoga

Camaro Cup

Karlskoga 2,400 Km

Heat 1

2011-08-13 10:35

Race (15:00 or 11 Laps) started at 10:34:38

Lap	Time of Day	Lap Tm	S1 Tm	S2 Tm	S3 Tm	Lap	Time of Day	Lap Tm	S1 Tm	S2 Tm	S3 Tm
1	10:35:58.512	1:17.335	27.641	30.474	19.220	2	10:37:17.177	1:15.100	25.378	30.265	19.457
2	10:37:09.850	1:11.338	23.528	28.830	18.980	3	10:38:28.303	1:11.126	23.556	28.328	19.242
3	10:38:19.180	1:09.330	22.874	27.558	18.898	4	10:39:39.892	1:11.589	23.655	28.757	19.177
4	10:39:28.383	1:09.203	22.910	27.374	18.919	5	10:40:49.637	1:09.745	22.946	27.699	19.100
5	10:40:37.977	1:09.594	22.758	27.940	18.896	6	10:41:59.672	1:10.035	23.353	27.624	19.058
6	10:41:47.640	1:09.663	23.056	27.760	18.847	7	10:43:08.542	<b>1:08.870</b>	<b>22.820</b>	<b>27.222</b>	18.828
7	10:42:56.288	<b>1:08.648</b>	<b>22.570</b>	<b>27.260</b>	18.818	8	10:44:18.102	1:09.560	23.148	27.574	18.838
8	10:44:05.692	1:09.404	23.040	27.549	18.815	9	10:45:29.596	1:11.494	24.736	27.974	18.784
9	10:45:14.582	1:08.890	22.604	27.595	<b>18.691</b>	10	10:46:38.818	1:09.222	22.837	27.615	<b>18.770</b>
10	10:46:23.499	1:08.917	22.799	27.361	18.757	11	10:47:48.141	1:09.323	22.994	27.386	18.943
11	10:47:32.753	1:09.254	22.822	27.447	18.985						
<b>(13) Daniel Ivarsson</b>											
1	10:36:03.936	1:19.515	28.781	30.813	19.921						
2	10:37:20.371	1:16.435	25.699	29.690	21.046						
3	10:38:32.006	1:11.635	24.589	28.202	18.844						
4	10:39:41.991	1:09.985	23.032	28.155	18.798						
5	10:40:51.114	1:09.123	22.989	27.280	18.854						
6	10:42:01.287	1:10.173	23.085	27.842	19.246						
7	10:43:10.374	1:09.087	23.101	27.273	<b>18.713</b>						
8	10:44:20.251	1:09.877	23.030	27.711	19.136						
9	10:45:30.713	1:10.462	23.342	28.011	19.109						
10	10:46:39.273	<b>1:08.560</b>	<b>22.811</b>	<b>26.989</b>	18.760						
11	10:47:49.023	1:09.750	22.985	27.643	19.122						
<b>(83) Patric Sundel</b>											
1	10:35:56.903	1:17.619	27.414	30.972	19.233						
2	10:37:06.549	1:09.646	23.142	27.548	18.956						
3	10:38:17.384	1:10.835	24.022	27.888	18.925						
4	10:39:27.220	1:09.836	22.832	27.762	19.242						
5	10:40:37.424	1:10.204	23.081	28.202	18.921						
6	10:41:48.246	1:10.822	23.032	28.874	18.916						
7	10:42:57.910	1:09.664	23.369	27.392	18.903						
8	10:44:06.831	1:08.921	22.739	27.286	18.896						
9	10:45:15.131	<b>1:08.300</b>	<b>22.480</b>	<b>27.090</b>	<b>18.730</b>						
10	10:46:24.243	1:09.112	22.609	27.574	18.929						
11	10:47:33.219	1:08.976	22.595	27.409	18.972						
<b>(17) Anders Brofalk</b>											
1	10:36:00.667	1:20.180	28.013	32.580	19.587						
2	10:37:13.410	1:12.743	23.976	29.726	19.041						
3	10:38:22.198	1:08.788	22.742	27.303	<b>18.743</b>						
4	10:39:31.746	1:09.548	22.621	28.096	18.831						
5	10:40:40.043	<b>1:08.297</b>	22.413	<b>27.003</b>	18.881						
6	10:41:49.742	1:09.699	<b>22.382</b>	27.992	19.325						
7	10:42:59.594	1:09.852	22.690	28.034	19.128						
8	10:44:08.788	1:09.194	22.546	27.546	19.102						
9	10:45:17.881	1:09.093	22.426	27.556	19.111						
10	10:46:27.244	1:09.363	22.824	27.662	18.877						
11	10:47:36.489	1:09.245	22.626	27.193	19.426						
<b>(72) Rogge Eriksson</b>											
1	10:36:03.072	1:19.559	28.595	31.023	19.941						
2	10:37:19.397	1:16.325	25.337	29.777	19.234						
3	10:38:31.193	1:11.796	24.585	27.977	19.234						
4	10:39:42.767	1:11.574	23.543	28.701	19.330						
5	10:40:52.841	1:10.074	23.529	27.634	18.911						
6	10:42:02.736	1:09.895	23.524	27.522	<b>18.849</b>						
7	10:43:12.941	1:10.205	23.184	28.168	18.853						
8	10:44:23.058	1:10.117	23.384	27.845	18.888						
9	10:45:34.453	1:11.395	23.393	28.896	19.106						
10	10:46:44.241	1:09.788	<b>23.157</b>	27.436	19.195						
11	10:47:53.831	<b>1:09.590</b>	23.274	<b>27.343</b>	18.973						
<b>(98) Stein Frederic Akre</b>											
1	10:36:00.605	1:19.099	27.982	31.240	19.877						
2	10:37:14.240	1:13.635	24.432	29.793	19.410						
3	10:38:24.513	1:10.273	22.993	28.026	<b>19.254</b>						
4	10:39:34.718	<b>1:10.205</b>	22.905	28.007	19.293						
5	10:40:44.937	1:10.219	23.142	<b>27.791</b>	19.286						
6	10:41:55.265	1:10.328	<b>22.904</b>	28.056	19.368						
7	10:43:08.042	1:12.777	23.594	29.043	20.140						
8	10:44:20.293	1:12.251	24.273	28.498	19.480						
9	10:45:32.823	1:12.530	24.006	28.975	19.549						
10	10:46:44.286	1:11.463	23.437	28.374	19.652						
11	10:47:56.637	1:12.351	24.164	28.333	19.854						
<b>(86) Fredrik Magnusson</b>											
1	10:35:59.311	1:17.632	27.489	30.624	19.519						
2	10:37:11.427	1:12.116	23.747	29.500	18.869						
3	10:38:21.119	1:09.692	22.810	27.996	18.886						
4	10:39:30.075	<b>1:08.956</b>	22.800	27.486	<b>18.670</b>						
5	10:40:39.095	1:09.020	22.645	<b>27.470</b>	18.905						
6	10:41:49.485	1:10.390	22.718	28.559	19.113						
7	10:42:58.865	1:09.380	22.540	28.153	18.687						
8	10:44:08.130	1:09.265	22.541	27.747	18.977						
9	10:45:17.478	1:09.348	<b>22.532</b>	27.864	18.952						
10	10:46:26.967	1:09.489	22.966	27.703	18.820						
11	10:47:37.330	1:10.363	23.667	27.676	19.020						
<b>(24) Bjørn Vidar Brynildsen</b>											
1	10:36:02.502	1:19.775	28.571	31.469	19.735						
2	10:37:16.881	1:14.379	25.242	29.554	19.583						
3	10:38:27.464	1:10.583	23.214	28.392	18.977						
4	10:39:38.652	1:11.188	24.001	28.175	19.012						
5	10:40:49.249	1:10.597	23.605	27.797	19.195						
6	10:41:58.526	1:09.277	22.991	<b>27.493</b>	18.793						
7	10:43:07.882	1:09.356	22.706	27.592	19.058						
8	10:44:17.150	1:09.268	22.803	27.653	18.812						
9	10:45:26.874	1:09.724	23.252	27.744	<b>18.728</b>						
10	10:46:35.839	<b>1:08.965</b>	<b>22.610</b>	27.576	18.779						
11	10:47:45.985	1:10.146	23.028	27.979	19.139						
<b>(10) Magnus Landell</b>											
1	10:36:01.223	1:18.099	27.381	30.850	19.868						
2	10:37:15.694	1:14.471	24.815	29.756	19.900						
3	10:38:26.390	1:10.696	<b>23.326</b>	27.992	19.378						
4	10:39:38.057	1:11.667	24.333	27.993	19.341						
5	10:40:49.084	1:11.027	23.516	27.755	19.756						
6	10:42:01.114	1:12.030	24.692	27.988	19.350						
7	10:43:12.368	1:11.254	23.964	27.694	19.596						
8	10:44:22.592	<b>1:10.224</b>	23.411	<b>27.519</b>	<b>19.294</b>						
9	10:45:34.339	1:11.747	23.423	28.882	19.442						
10	10:46:45.706	1:11.367	24.161	27.647	19.559						
11	10:47:56.709	1:11.003	23.506	27.777	19.720						
<b>(73) Stefan Jacobsson</b>											
1	10:36:01.831	1:19.342	28.454	31.368	19.520						
2	10:37:16.533	1:14.702	25.200	29.853	19.649						
<b>(52) Tommie Eliasson</b>											
1	10:36:02.077	1:18.853	28.458	30.834	19.561						

## STCC Karlskoga

Camaro Cup

Karlskoga 2,400 Km

Heat 1

2011-08-13 10:35

Race (15:00 or 11 Laps) started at 10:34:38

Lap	Time of Day	Lap Tm	S1 Tm	S2 Tm	S3 Tm	Lap	Time of Day	Lap Tm	S1 Tm	S2 Tm	S3 Tm
3	10:38:27.116	1:10.583	23.202	28.286	19.095	7	10:44:15.396	1:23.060	27.974	33.257	21.829
4	10:39:38.416	1:11.300	23.914	28.055	19.331	8	10:45:36.602	1:21.206	27.482	33.076	20.648
5	10:40:49.071	1:10.655	23.424	27.891	19.340	9	10:46:53.273	1:16.671	24.653	30.619	21.399
6	10:42:06.827	1:17.756	31.300	<b>27.467</b>	18.989	10	10:48:14.695	1:21.422	28.738	31.870	20.814
7	10:43:16.994	1:10.167	22.775	28.233	19.159						
8	10:44:26.431	<b>1:09.437</b>	22.881	27.644	<b>18.912</b>	<b>(11) Frederick Bylund</b>					
9	10:45:36.982	1:10.551	23.157	28.214	19.180	1	10:36:01.535	1:20.499	28.841	31.684	19.974
10	10:46:47.180	1:10.198	22.942	28.215	19.041	2	10:37:16.079	1:14.544	24.945	29.656	19.943
11	10:47:57.163	1:09.983	<b>22.469</b>	28.116	19.398	3	10:38:26.578	1:10.499	23.274	28.174	19.051
<b>(64) Marcus Larsson</b>						4	10:39:36.693	1:10.115	23.181	28.050	<b>18.884</b>
1	10:35:58.077	1:17.405	26.690	31.529	19.186	5	10:40:46.201	<b>1:09.508</b>	<b>22.618</b>	27.831	19.059
2	10:37:18.933	1:20.856	23.482	36.392	20.982	6	10:41:55.854	1:09.653	22.788	<b>27.752</b>	19.113
3	10:38:30.469	1:11.536	24.307	27.963	19.266	7	10:43:07.181	1:11.327	23.256	28.720	19.351
4	10:39:40.179	1:09.710	23.001	27.817	18.892	8	10:44:17.011	1:09.830	22.733	27.838	19.259
5	10:40:49.950	1:09.771	22.868	27.845	19.058	<b>(77) Michael Wärm</b>					
6	10:42:00.081	1:10.131	23.335	27.836	18.960	1	10:35:59.578	1:19.512	27.610	32.455	19.447
p7	10:43:28.823	1:28.742	<b>22.726</b>	<b>27.772</b>		2	10:37:10.410	1:10.832	23.836	28.083	18.913
8	10:44:40.970	1:12.147		28.441	18.983	3	10:38:19.584	1:09.174	22.708	27.464	19.002
9	10:45:50.666	<b>1:09.696</b>	22.856	27.863	18.977	4	10:39:28.771	1:09.187	22.791	27.597	<b>18.799</b>
10	10:47:00.472	1:09.806	23.078	27.845	<b>18.883</b>	5	10:40:38.238	1:09.467	22.819	27.755	18.893
11	10:48:12.218	1:11.746	23.996	28.415	19.335	6	10:41:48.620	1:10.382	23.079	28.398	18.905
<b>(9) Peggen Andersson</b>						7	10:42:57.333	<b>1:08.713</b>	<b>22.510</b>	<b>27.276</b>	18.927
1	10:36:00.349	1:18.864	28.566	30.524	19.774	<b>(28) Rasmus Märthen</b>					
2	10:37:12.045	1:11.696	23.935	28.998	<b>18.763</b>	1	10:35:58.815	<b>1:17.070</b>	27.945	<b>29.870</b>	<b>19.255</b>
3	10:38:21.442	1:09.397	22.770	27.823	18.804						
4	10:39:46.668	1:25.226	23.111	42.736	19.379						
5	10:40:55.233	<b>1:08.565</b>	22.694	<b>26.900</b>	18.971						
6	10:42:04.236	1:09.003	22.649	27.351	19.003						
7	10:43:18.609	1:14.373	24.372	30.742	19.259						
8	10:44:27.195	1:08.586	22.668	26.977	18.941						
9	10:45:42.272	1:15.077	25.130	30.962	18.985						
10	10:46:54.508	1:12.236	<b>22.575</b>	27.342	22.319						
<b>(46) Christer Öhlin</b>											
1	10:36:07.088	1:22.128	29.775	31.950	20.403						
2	10:37:24.416	1:17.328	25.720	29.557	22.051						
3	10:38:38.032	1:13.616	24.372	<b>28.607</b>	20.637						
4	10:39:51.310	1:13.278	24.075	29.144	20.059						
5	10:41:05.007	1:13.697	23.991	29.189	20.517						
6	10:42:18.187	1:13.180	24.409	28.995	19.776						
7	10:43:30.815	1:12.628	24.056	28.727	19.845						
8	10:44:44.292	1:13.477	24.629	28.911	19.937						
9	10:45:56.528	<b>1:12.236</b>	23.921	28.668	<b>19.647</b>						
10	10:47:11.748	1:15.220	<b>23.630</b>								
<b>(42) Bjørn Nordal</b>											
1	10:36:03.402	1:19.365	28.654	31.054	19.657						
2	10:37:19.869	1:16.467	25.523	29.909	21.035						
3	10:38:46.247	1:26.378	24.635	42.164	19.579						
4	10:39:57.619	<b>1:11.372</b>	<b>23.540</b>	<b>28.181</b>	19.651						
5	10:41:09.533	1:11.914	24.088	28.345	19.481						
6	10:42:21.795	1:12.262	24.129	28.697	19.436						
7	10:43:33.519	1:11.724	24.036	28.397	19.291						
8	10:44:45.771	1:12.252	23.774	29.106	19.372						
9	10:45:57.433	1:11.662	23.600	28.798	<b>19.264</b>						
10	10:47:12.059	1:14.626	23.774	30.797	20.055						
<b>(76) Görgen Ohlsson</b>											
1	10:36:05.316	1:20.200	28.582	31.530	<b>20.088</b>						
2	10:37:21.349	1:16.033	24.997	29.989	21.047						
3	10:38:55.873	1:34.524	24.301	<b>29.561</b>	40.662						
4	10:40:11.867	1:15.994	25.297	30.021	20.676						
5	10:41:27.437	<b>1:15.570</b>	<b>24.272</b>	30.459	20.839						
6	10:42:52.336	1:24.899	27.209	36.445	21.245						



# STCC Karlskoga


Camaro Cup

Karlskoga 2,400 Km

Startgrid Heat 2

2011-08-13 14:25

Race (15:00 or 11 Laps)



Rolling start		POLE POSITION		
<b>2</b>	43 Thed Björk 1:07.710	<b>1</b>	47 Fredrik Ros 1:07.405	<b>1</b>
<b>4</b>	1 Tobias Brink 1:07.957	<b>3</b>	5 Andreas Ahlberg 1:07.896	<b>2</b>
<b>6</b>	17 Anders Brofalk 1:08.297	<b>5</b>	16 Alexander Graff 1:08.087	<b>3</b>
<b>8</b>	7 Ted Brink 1:08.331	<b>7</b>	83 Patric Sundel 1:08.300	<b>4</b>
<b>10</b>	96 Marcus Palmér 1:08.498	<b>9</b>	18 Kevin Engman 1:08.376	<b>5</b>
<b>12</b>	13 Daniel Ivarsson 1:08.560	<b>11</b>	95 Mikael Eklund 1:08.524	<b>6</b>
<b>14</b>	8 Mikael Granberg 1:08.648	<b>13</b>	9 Peggen Andersson 1:08.565	<b>7</b>
<b>16</b>	37 Ole Martin Lindum 1:08.731	<b>15</b>	77 Michael Wörn 1:08.713	<b>8</b>
<b>18</b>	86 Fredrik Magnusson 1:08.956	<b>17</b>	52 Tommie Eliasson 1:08.870	<b>9</b>
<b>20</b>	73 Stefan Jacobsson 1:09.437	<b>19</b>	24 Bjørn Vidar Brynildsen 1:08.965	<b>10</b>
<b>22</b>	72 Rogge Eriksson 1:09.590	<b>21</b>	11 Frederick Bylund 1:09.508	<b>11</b>
<b>24</b>	98 Stein Frederic Akre 1:10.205	<b>23</b>	64 Marcus Larsson 1:09.696	<b>12</b>
<b>26</b>	42 Bjarne Nordal 1:11.372	<b>25</b>	10 Magnus Landell 1:10.224	<b>13</b>
<b>28</b>	76 Görgen Ohlsson 1:15.570	<b>27</b>	46 Christer Öhlin 1:12.236	<b>14</b>

# STCC Karlskoga

Camaro Cup

Karlskoga 2,400 Km

Startgrid Heat 2

2011-08-13 14:25

Race (15:00 or 11 Laps)



**30**

4 Hampus Lindkvist

**32**

99 Bill Berggren

**29**

28 Rasmus Märthen  
1:17.070

**31**

45 Jörgen Eriksson

**15**

**16**



# STCC Karlskoga

Camaro Cup

Karlskoga 2,400 Km

Heat 2 -NEW-

2011-08-13 14:25

Race (15:00 or 11 Laps) started at 14:24:45

Pos	No.	Name	Entrant	Make	Nat./Club	Total Tm	Laps	Diff	Best Tm	Ø km/h
1	5	Andreas Ahlberg	Badatunna.se	Chevrolet Camaro	SWE-SMK Hedemora	15:20.298	11		1:08.830	103,271
2	16	Alexander Graff	Memphis Racing	Chevrolet Camaro	SWE-SSK	15:20.592	11	0.294	1:09.009	103,238
3	24	Bjørn Vidar Brynildsen		Chevrolet Camaro	NOR-KNA Varna	15:22.512	11	2.214	1:09.348	103,023
4	98	Stein Frederic Akre		Chevrolet Camaro	NOR-NMK Trysil	15:22.727	11	2.429	1:08.971	102,999
5	96	Marcus Palnér	Palnér & Co	Chevrolet Camaro	SWE-KAK	15:23.028	11	2.730	1:09.028	102,965
6	72	Rogge Eriksson		Chevrolet Camaro	SWE-Järfälla MK	15:23.357	11	3.059	1:10.716	102,929
7	28	Rasmus Mårthen		Chevrolet Camaro	SWE-Mora MK	15:24.639	11	4.341	1:08.648	102,786
8	99	Bill Berggren		Chevrolet Camaro	SWE-SSK	15:25.277	11	4.979	1:11.362	102,715
9	42	Bjarne Nordal		Chevrolet Camaro	NOR-KNA Varna	15:25.977	11	5.679	1:10.917	102,638
10	4	Hampus Lindkvist	Memphis Racing	Chevrolet Camaro	SWE-Rättvik RK	15:27.010	11	6.712	1:09.451	102,523
11	73	Stefan Jacobsson	Bylund Motorsport	Chevrolet Camaro	SWE-Järfälla MK	15:27.347	11	7.049	1:09.875	102,486
12	64	Marcus Larsson	JK Motorsport	Chevrolet Camaro	SWE-Bohus RC	15:27.594	11	7.296	1:09.309	102,459
13	46	Christer Öhlin	Emeren Motorsport	Chevrolet Camaro	SWE-Mälardalens MK	15:28.770	11	8.472	1:14.964	102,329
14	43	Thed Björk	RTech	Chevrolet Camaro	SWE-Karlskoga MF	15:50.071	11	29.773	1:08.044	100,035
15	76	Görgen Ohlsson		Chevrolet Camaro	SWE-Anderstorp RC	16:26.514	11	1:06.216	1:13.508	96,339
16	7	Ted Brink		Chevrolet Camaro	SWE-SMK Hörby	15:29.153	10	1 Lap	1:09.469	92,988

Not classified (75% = 8 Laps)

DNF	47	Fredrik Ros	Emeren Motorsport	Chevrolet Camaro	SWE-SMK Sundsvall	7:28.963	6	DNF	1:08.073	115,466
DNF	17	Anders Brofalk	Brings Racing	Chevrolet Camaro	SWE-Kocktorp MK	7:31.828	6	DNF	1:08.922	114,734
DNF	8	Mikael Granberg		Chevrolet Camaro	SWE-Falkenbergs MK	7:33.147	6	DNF	1:09.241	114,400
DNF	52	Tommie Eliasson	Orange Performance	Chevrolet Camaro	SWE-Kristianstads KK	7:33.796	6	DNF	1:09.417	114,236
DNF	77	Michael Wärn	Memphis Racing	Chevrolet Camaro	SWE-Karlskoga MF	7:34.194	6	DNF	1:09.449	114,136
DNF	13	Daniel Ivarsson		Chevrolet Camaro	SWE-Hyllinge MS	7:36.636	6	DNF	1:09.120	113,526
DNF	10	Magnus Landell		Chevrolet Camaro	SWE-Gestrike RT	7:50.315	6	DNF	1:11.174	110,224
DNF	18	Kevin Engman	Q8 OILS RACING	Chevrolet Camaro	SWE-SMK Söderhamn	2:24.384	2	DNF	1:09.521	119,681
DNF	37	Ole Martin Lindum		Chevrolet Camaro	NOR-NMK	2:24.813	2	DNF	1:09.621	119,326
DNF	86	Fredrik Magnusson	Memphis Racing	Chevrolet Camaro	SWE-Jämtlands MK	2:25.589	2	DNF	1:09.832	118,690
DNF	95	Mikael Eklund	RTech	Chevrolet Camaro	SWE-Karlskoga MF	1:16.779	1	DNF	1:15.659	112,531
DNF	83	Patric Sundel		Chevrolet Camaro	SWE-Hyllinge MS	0.601		DNF		-
DNS	1	Tobias Brink		Chevrolet Camaro	SWE-SMK Hörby			DNS		-
DNS	9	Peggen Andersson		Chevrolet Camaro	SWE-Falkenbergs MK			DNS		-
DNS	11	Frederick Bylund		Chevrolet Camaro	SWE-Kolsva MS			DNS		-
DNS	45	Jörgen Eriksson	Emeren Motorsport	Chevrolet Camaro	SWE-Rättvik RK			DNS		-

## Announcements

Weather: sunny, 20 degrees, dry track

These results are provisional until the conclusion of any judicial and technical matters

No. 76 drive through

Started: 28      Classified: 16      Not classified: 12

No. 76 time penalty 30 sec. / speeding in pit lane

No. 43 time penalty 30 sec. / unfair driving

Margin of Victory	Ø km/h	Best Lap Tm	km/h	Best Lap by
0.294	103,271	1:08.044	126,977	43 - Thed Björk

Official Timing [www.motorsport-events.se](http://www.motorsport-events.se)

Orbits

Timekeeping Ingrid Wagner:

Clerk of the course Maria Lundgren:

[www.mylaps.com](http://www.mylaps.com)

Steward Kenneth Bergquist:

Secretary of the meeting Lena Holm:

Licensed to: Motorsport Events

Printed: 2011-08-13 16:30:03

## STCC Karlskoga

Camaro Cup

Karlskoga 2,400 Km

Heat 2

2011-08-13 14:25

Race (15:00 or 11 Laps) started at 14:24:45

Lap	Time of Day	Lap Tm	S1 Tm	S2 Tm	S3 Tm	Lap	Time of Day	Lap Tm	S1 Tm	S2 Tm	S3 Tm
<b>(43) Thed Björk</b>						<b>(96) Marcus Palmér</b>					
1	14:25:56.653	1:10.918	24.539	27.562	18.817	1	14:25:59.575	1:13.089	25.377	28.494	19.218
2	14:27:05.181	1:08.528	22.548	27.253	18.727	2	14:27:08.603	<b>1:09.028</b>	22.894	27.261	18.873
3	14:28:16.481	1:11.300	22.477	27.185	21.638	3	14:28:37.007	1:28.404	37.547	30.828	20.029
4	14:29:58.118	1:41.637	31.878	41.682	28.077	4	14:30:05.765	1:28.758	25.521	39.583	23.654
5	14:31:06.880	1:08.762	23.084	<b>27.125</b>	18.553	5	14:31:16.118	1:10.353	23.388	28.042	18.923
6	14:32:14.924	<b>1:08.044</b>	<b>22.322</b>	27.186	<b>18.536</b>	6	14:32:25.396	1:09.278	23.288	27.206	<b>18.784</b>
7	14:33:25.565	1:10.641	23.177	28.734	18.730	7	14:33:38.395	1:12.999	<b>22.765</b>	<b>27.123</b>	23.111
8	14:34:57.708	1:32.143	27.065	33.420	31.658	8	14:35:01.092	1:22.697	27.137	28.630	26.930
9	14:36:29.190	1:31.482	28.104	34.083	29.295	9	14:36:33.209	1:32.117	28.302	35.143	28.672
10	14:38:19.931	1:50.741	37.730	42.610	30.401	10	14:38:24.550	1:51.341	37.348	42.730	31.263
11	14:40:05.714	1:45.783	37.201	40.749	27.833	11	14:40:08.671	1:44.121	36.208	40.468	27.445
<b>(5) Andreas Ahlberg</b>						<b>(72) Rogge Eriksson</b>					
1	14:25:57.401	1:11.627	24.916	27.747	18.964	1	14:26:06.317	1:17.604	28.103	29.837	19.664
2	14:27:06.231	<b>1:08.830</b>	22.730	<b>27.286</b>	18.814	2	14:27:19.260	1:12.943	23.702	29.836	19.405
3	14:28:17.382	1:11.151	22.608	27.301	21.242	3	14:28:33.806	1:14.546	24.152	30.067	20.327
4	14:29:58.453	1:41.071	32.045	41.237	27.789	4	14:30:04.861	1:31.055	27.128	38.995	24.932
5	14:31:07.985	1:09.532	23.252	27.513	<b>18.767</b>	5	14:31:15.577	<b>1:10.716</b>	23.367	28.432	<b>18.917</b>
6	14:32:16.826	1:08.841	<b>22.553</b>	27.424	18.864	6	14:32:26.743	1:11.166	23.496	28.599	19.071
7	14:33:26.207	1:09.381	22.628	27.809	18.944	7	14:33:38.777	1:12.034	<b>23.113</b>	<b>27.383</b>	21.538
8	14:34:58.306	1:32.099	27.342	33.282	31.475	8	14:35:01.560	1:22.783	27.945	28.682	26.156
9	14:36:29.774	1:31.468	28.140	34.604	28.724	9	14:36:34.538	1:32.978	28.724	35.083	29.171
10	14:38:20.731	1:50.957	38.038	42.496	30.423	10	14:38:25.441	1:50.903	36.867	43.173	30.863
11	14:40:05.941	1:45.210	37.300	40.579	27.331	11	14:40:09.000	1:43.559	35.997	41.088	26.474
<b>(16) Alexander Graff</b>						<b>(28) Rasmus Märthen</b>					
1	14:25:58.315	1:12.274	24.869	28.717	18.688	1	14:26:05.607	1:15.676	27.485	28.986	19.205
2	14:27:07.324	<b>1:09.009</b>	<b>22.657</b>	27.294	19.058	2	14:27:16.584	1:10.977	23.246	28.830	18.901
3	14:28:18.650	1:11.326	22.934	27.404	20.988	3	14:28:31.521	1:14.937	24.566	31.126	19.245
4	14:29:59.362	1:40.712	31.870	40.931	27.911	4	14:30:02.529	1:31.008	25.536	39.826	25.646
5	14:31:08.680	1:09.318	22.934	27.495	18.889	5	14:31:12.667	1:10.138	23.051	28.192	18.895
6	14:32:17.756	1:09.076	22.853	<b>27.267</b>	18.956	6	14:32:21.315	<b>1:08.648</b>	<b>22.552</b>	<b>27.312</b>	<b>18.784</b>
7	14:33:28.313	1:10.557	22.977	28.901	<b>18.679</b>	7	14:33:39.841	1:18.526	<b>22.398</b>	28.943	27.185
8	14:34:59.059	1:30.746	25.698	33.493	31.555	8	14:35:01.940	1:22.099	27.424	28.776	25.899
9	14:36:30.706	1:31.647	27.923	35.192	28.532	9	14:36:35.211	1:33.271	28.794	35.488	28.989
10	14:38:21.603	1:50.897	37.794	42.581	30.522	10	14:38:26.184	1:50.973	36.803	43.174	30.996
11	14:40:06.235	1:44.632	37.017	40.340	27.275	11	14:40:10.282	1:44.098	36.126	41.344	26.628
<b>(24) Bjørn Vidar Brynildsen</b>						<b>(99) Bill Berggren</b>					
1	14:26:03.170	1:15.569	27.181	29.163	19.225	1	14:26:08.507	1:17.829	28.563	29.806	19.460
2	14:27:14.154	1:10.984	23.085	29.157	<b>18.742</b>	2	14:27:19.869	<b>1:11.362</b>	<b>22.974</b>	28.754	19.634
3	14:28:29.878	1:15.724	24.139	31.215	20.370	3	14:28:34.249	1:14.380	24.027	30.116	20.237
4	14:30:01.734	1:31.856	26.056	39.593	26.207	4	14:30:05.480	1:31.231	27.141	39.945	24.145
5	14:31:11.082	<b>1:09.348</b>	23.013	27.522	18.813	5	14:31:17.428	1:11.948	23.272	29.238	<b>19.438</b>
6	14:32:20.647	1:09.565	23.136	<b>27.420</b>	19.009	6	14:32:29.075	1:11.647	23.416	<b>27.956</b>	20.275
7	14:33:34.398	1:13.751	<b>22.823</b>	28.142	18.881	7	14:33:47.658	1:18.583	23.402	29.625	25.556
8	14:34:59.579	1:25.181	25.556	29.031	30.594	8	14:35:05.055	1:17.397	25.932	28.826	22.639
9	14:36:31.565	1:31.986	27.990	35.426	28.570	9	14:36:36.340	1:31.285	27.998	34.000	29.287
10	14:38:22.623	1:51.058	37.574	42.953	30.531	10	14:38:27.272	1:50.932	36.346	43.606	30.980
11	14:40:08.155	1:45.532	36.825	40.502	28.205	11	14:40:10.920	1:43.648	36.143	41.690	25.815
<b>(98) Stein Frederic Akre</b>						<b>(42) Bjarne Nordal</b>					
1	14:26:05.436	1:16.470	28.152	28.854	19.464	1	14:26:10.834	1:20.985	27.988	31.880	21.117
2	14:27:17.686	1:12.250	23.714	29.431	19.105	2	14:27:23.657	1:12.823	23.517	29.277	20.029
3	14:28:32.346	1:14.660	24.707	30.382	19.571	3	14:28:37.649	1:13.992	24.617	29.580	19.795
4	14:30:02.780	1:30.434	25.296	39.762	25.376	4	14:30:06.539	1:28.890	25.895	39.953	23.042
5	14:31:13.529	1:10.749	23.158	28.746	<b>18.845</b>	5	14:31:18.951	1:12.412	24.136	28.609	19.667
6	14:32:22.500	<b>1:08.971</b>	<b>22.631</b>	<b>27.459</b>	18.881	6	14:32:29.868	<b>1:10.917</b>	<b>23.242</b>	<b>28.303</b>	<b>19.372</b>
7	14:33:37.883	1:15.383	22.775	28.142	24.466	7	14:33:48.236	1:18.368	23.654	29.193	25.521
8	14:35:00.274	1:22.391	25.351	28.429	28.611	8	14:35:07.346	1:19.110	26.287	28.906	23.917
9	14:36:32.469	1:32.195	28.123	35.545	28.527	9	14:36:37.206	1:29.860	26.684	33.943	29.233
10	14:38:23.804	1:51.335	37.322	42.810	31.203	10	14:38:28.181	1:50.975	36.247	43.571	31.157
11	14:40:08.370	1:44.566	36.312	40.336	27.918	11	14:40:11.620	1:43.439	35.851	41.688	25.900
<b>(4) Hampus Lindkvist</b>											

## STCC Karlskoga

Camaro Cup

Karlskoga 2,400 Km

Heat 2

2011-08-13 14:25

Race (15:00 or 11 Laps) started at 14:24:45

Lap	Time of Day	Lap Tm	S1 Tm	S2 Tm	S3 Tm	Lap	Time of Day	Lap Tm	S1 Tm	S2 Tm	S3 Tm						
1	14:26:06.701	1:16.083	27.709	28.943	19.431	2	14:27:08.474	<b>1:09.469</b>	<b>22.746</b>	<b>27.568</b>	19.155						
2	14:27:18.920	1:12.219	23.714	29.223	19.282	3	14:28:32.697	1:24.223	33.378	30.987	19.858						
3	14:28:33.401	1:14.481	24.027	30.432	20.022	4	14:30:03.503	1:30.806	27.064	38.239	25.503						
4	14:30:04.113	1:30.712	26.933	38.683	25.096	p5	14:32:55.025	2:51.522	23.202	48.449							
5	14:31:24.230	1:20.117	23.130	37.151	19.836	6	14:34:19.538	1:24.513		30.964	27.225						
6	14:32:33.681	<b>1:09.451</b>	23.395	<b>27.291</b>	<b>18.765</b>	7	14:35:52.727	1:33.189	25.544	40.108	27.537						
7	14:33:48.811	1:15.130	<b>22.533</b>	27.398	25.199	8	14:37:18.509	1:25.782	26.587	30.957	28.238						
8	14:35:08.533	1:19.722	26.393	29.048	24.281	9	14:38:37.795	1:19.286	25.350	30.358	23.578						
9	14:36:38.160	1:29.627	26.047	34.320	29.260	10	14:40:14.796	1:37.001	31.049	41.518	24.434						
10	14:38:28.910	1:50.750	35.828	44.157	30.765												
11	14:40:12.653	1:43.743	35.964	41.757	26.022												
<b>(73) Stefan Jacobsson</b>																	
1	14:26:03.670	1:15.351	27.042	28.839	19.470	1	14:25:56.107	1:10.464	24.302	27.351	18.811						
2	14:27:16.132	1:12.462	23.348	29.946	19.168	2	14:27:04.300	1:08.193	22.614	<b>26.786</b>	18.793						
3	14:28:47.006	1:30.874	23.913			3	14:28:15.803	1:11.503	22.417	27.229	21.857						
4	14:30:11.789	1:24.783	27.200	35.211	22.372	4	14:29:57.801	1:41.998	31.605	42.038	28.355						
5	14:31:24.486	1:12.697	23.959	28.922	19.816	5	14:31:06.533	1:08.732	22.938	27.062	18.732						
6	14:32:34.361	<b>1:09.875</b>	23.584	<b>27.386</b>	<b>18.905</b>	6	14:32:14.606	<b>1:08.073</b>	<b>22.407</b>	26.987	<b>18.679</b>						
7	14:33:50.385	1:16.024	<b>22.548</b>	28.619	24.857												
8	14:35:09.599	1:19.214	25.704	29.230	24.280	<b>(17) Anders Brofalk</b>											
9	14:36:39.754	1:30.155	25.565	34.555	30.035	1	14:25:57.848	1:11.792	25.257	27.601	<b>18.934</b>						
10	14:38:29.839	1:50.085	34.876	44.327	30.882	2	14:27:07.078	1:09.230	22.932	<b>27.182</b>	19.116						
11	14:40:12.990	1:43.151	36.055	41.412	25.684	3	14:28:17.914	1:10.836	22.853	27.228	20.755						
						4	14:29:58.899	1:40.985	32.179	40.978	27.828						
						5	14:31:08.549	1:09.650	23.157	27.431	19.062						
						6	14:32:17.471	<b>1:08.922</b>	<b>22.634</b>	27.351	18.937						
<b>(64) Marcus Larsson</b>																	
1	14:26:03.825	1:15.602	27.405	28.902	19.295	<b>(8) Mikael Granberg</b>											
2	14:27:15.250	1:11.425	<b>22.789</b>	29.833	18.803	1	14:25:59.934	1:12.864	25.347	28.327	19.190						
3	14:28:29.392	1:14.142	24.036	29.713	20.393	2	14:27:09.383	1:09.449	23.175	<b>27.463</b>	<b>18.811</b>						
4	14:30:01.084	1:31.692	25.539	40.046	26.107	3	14:28:21.745	1:12.362	24.340	28.733	19.289						
5	14:31:10.708	1:09.624	23.074	27.620	18.930	4	14:29:59.898	1:38.153	29.421	40.899	27.833						
6	14:32:20.017	<b>1:09.309</b>	23.113	<b>27.414</b>	<b>18.782</b>	5	14:31:09.549	1:09.651	23.088	27.642	18.921						
7	14:33:54.640	1:34.623	22.972	28.724	42.927	6	14:32:18.790	<b>1:09.241</b>	<b>22.762</b>	27.615	18.864						
8	14:35:10.512	1:15.872	25.073	29.282	21.517												
9	14:36:40.919	1:30.407	25.626	34.360	30.421	<b>(52) Tommie Eliasson</b>											
10	14:38:30.837	1:49.918	34.251	44.864	30.803	1	14:26:01.766	1:14.418	26.405	28.967	19.046						
11	14:40:13.237	1:42.400	35.878	41.270	25.252	2	14:27:11.607	1:09.841	23.096	27.735	19.010						
						3	14:28:25.798	1:14.191	25.329	29.520	19.342						
						4	14:30:00.218	1:34.420	26.146	40.732	27.542						
						5	14:31:10.022	1:09.804	23.165	<b>27.630</b>	<b>19.009</b>						
						6	14:32:19.439	<b>1:09.417</b>	<b>22.638</b>	27.703	19.076						
<b>(46) Christer Öhlin</b>																	
1	14:26:12.838	1:23.099	30.534			<b>(77) Michael Wärm</b>											
2	14:27:27.802	<b>1:14.964</b>	<b>24.645</b>	<b>29.506</b>	20.813	1	14:26:02.694	1:15.614	27.381	28.996	19.237						
3	14:28:46.275	1:18.473	25.895	31.486	21.092	2	14:27:12.271	1:09.577	23.024	<b>27.413</b>	19.140						
4	14:30:10.550	1:24.275	26.962	35.414	21.899	3	14:28:26.761	1:14.490	25.150	29.551	19.789						
5	14:31:27.653	1:17.103	24.909	31.626	20.568	4	14:30:00.500	1:33.739	26.114	40.907	26.718						
6	14:32:43.143	1:15.490	25.402	29.818	<b>20.270</b>	5	14:31:10.388	1:09.888	23.272	27.526	<b>19.090</b>						
7	14:34:02.462	1:19.319	25.016	30.437	23.866	6	14:32:19.837	<b>1:09.449</b>	<b>22.704</b>	27.572	19.173						
8	14:35:28.081	1:25.619	28.546	32.555	24.518												
9	14:36:50.159	1:22.078	27.483	31.774	22.821	<b>(13) Daniel Ivarsson</b>											
10	14:38:31.714	1:41.555	27.071	43.528	30.956	1	14:26:04.288	1:17.510	29.254	29.003	19.253						
11	14:40:14.413	1:42.699	35.852	41.617	25.230	2	14:27:16.230	1:11.942	23.390	29.603	18.949						
						3	14:28:30.938	1:14.708	24.250	31.127	19.331						
						4	14:30:01.931	1:30.993	25.590	39.629	25.774						
						5	14:31:13.159	1:11.228	23.406	28.944	<b>18.878</b>						
						6	14:32:22.279	<b>1:09.120</b>	<b>22.658</b>	<b>27.326</b>	19.136						
<b>(76) Görgen Ohlsson</b>																	
1	14:26:09.754	1:19.298	28.441			<b>(10) Magnus Landell</b>											
2	14:27:23.262	<b>1:13.508</b>	<b>23.788</b>	<b>29.813</b>	<b>19.907</b>	1	14:26:05.122	1:16.276	27.521	29.251	19.504						
3	14:28:40.823	1:17.561	25.646	30.948	20.967	2	14:27:40.485	1:35.363	<b>23.498</b>	50.750	21.115						
4	14:30:09.241	1:28.418	29.814	36.680	21.924	3	14:28:54.999	1:14.514	24.676	29.257	20.581						
5	14:31:23.895	1:14.654	24.175	30.469	20.010	4	14:30:12.920	1:17.921	25.831	31.283	20.807						
p6	14:33:05.580	1:41.685	26.479	31.036		5	14:31:24.784	1:11.864	23.617	28.615	19.632						
7	14:34:50.264	1:44.684		36.453	40.604	6	14:32:35.958	<b>1:11.174</b>	24.246	<b>27.712</b>	<b>19.216</b>						
8	14:36:26.384	1:36.120	31.402	35.083	29.635												
9	14:37:57.963	1:31.579	30.929	34.532	26.118												
10	14:39:19.459	1:21.496	27.226	32.019	22.251												
11	14:40:42.157	1:22.698	25.515	31.658	25.525												
<b>(7) Ted Brink</b>																	
1	14:25:59.005	1:12.674	25.287	28.464	<b>18.923</b>												



# STCC Karlskoga

Camaro Cup

Karlskoga 2,400 Km

Heat 2

2011-08-13 14:25

Race (15:00 or 11 Laps) started at 14:24:45

Lap	Time of Day	Lap Tm	S1 Tm	S2 Tm	S3 Tm	Lap	Time of Day	Lap Tm	S1 Tm	S2 Tm	S3 Tm
<b>(18) Kevin Engman</b>											
1	14:26:00.506	1:14.108	26.422	28.280	19.406						
2	14:27:10.027	<b>1:09.521</b>	<b>23.181</b>	<b>27.467</b>	<b>18.873</b>						
<b>(37) Ole Martin Lindum</b>											
1	14:26:00.835	1:13.444	25.743	28.448	19.253						
2	14:27:10.456	<b>1:09.621</b>	<b>23.168</b>	<b>27.575</b>	<b>18.878</b>						
<b>(86) Fredrik Magnusson</b>											
1	14:26:01.400	1:13.828	25.820	28.859	19.149						
2	14:27:11.232	<b>1:09.832</b>	<b>23.055</b>	<b>27.850</b>	<b>18.927</b>						
<b>(95) Mikael Eklund</b>											
1	14:26:02.422	<b>1:15.659</b>	27.320	<b>29.063</b>	<b>19.276</b>						