

STCC Karlskoga

Pro Superbike

Karlskoga 2,400 Km

Test

2010-08-13 12:00

Practice (20:00 Time) started at 12:01:20

Pos	No.	Name	Entrant	Make	Nat./Club	Laps	Best Tm	Diff In Lap	km/h
1	14	Filip Backlund	Team Suzuki Sweden Bilsport &	Suzuki GXS-R 1000	SWE-Karlskoga MF	14	1:06.685		5 129,564
2	21	Andreas Mårtensson	Team Cresto Guide Honda	Honda CBR 1000RF	SWE-ARC	12	1:06.700	0.015	9 129,535
3	11	Freddy Papunen	Bilsport & MC By CaWalli	Kawasaki	SWE-Twin Club MC	17	1:06.838	0.153	7 129,268
4	6	David Andersson	DART	Kawasaki	SWE-Linköping MS	12	1:07.311	0.626	12 128,359
5	98	Lukas Ockelfelt	KTM RACING SCANDINAVIA	KTM RC8R	SWE-KMF	15	1:07.359	0.674	11 128,268
6	56	Nicklas Cajback	Team SKAB Racing	Honda	SWE-LMS	14	1:07.520	0.835	14 127,962
7	65	Andreas Nylund	KTM RACING SCANDINAVIA	KTM RC8R	SWE-KMF	15	1:07.635	0.950	6 127,745
8	61	Daniel Kubberød	Full Kontroll Førerutvikling	Honda CBR 1000RF	NOR-Moss Mck	16	1:07.640	0.955	6 127,735
9	30	Petter Jansson		Kawasaki	SWE-Linköpings MS	17	1:07.909	1.224	15 127,229
10	27	Anders Helgerud		Honda	NOR-NMK Aurskog Høl	5	1:08.037	1.352	5 126,990
11	39	Henrik Stenberg	Elektrikerna.Se	Honda	SWE-Kalix MK	14	1:08.484	1.799	14 126,161
12	43	Anders Eskilsson		Kawasaki	SWE-Linköpings MS	16	1:09.254	2.569	14 124,758
13	40	Tobias Larsson	Kroksdals Bilfrakt AB	Honda	SWE-Kortedala MK	14	1:09.525	2.840	14 124,272
14	93	Jimmi Lindén	Team SKAB Racing	Honda CBR 1000	SWE-Karlskoga MF	3	1:09.894	3.209	3 123,616

Announcements

Weather: cloudy, 23 degrees, dry track

Posted at: h

Officialised at: h

Orbits

Timekeeping Ingrid Wagner:

Clerk of the course Harald Stensrud:

Steward Björn Andersson:

Secretary of the meeting Lena Holm:

www.mylaps.com

Licensed to: Motorsport Events

Printed: 2010-08-13 12:23:20

STCC Karlskoga

Pro Superbike

Karlskoga 2,400 Km

Test

2010-08-13 12:00

Practice (20:00 Time) started at 12:01:20

Lap	Time of Day	Lap Tm	S1 Tm	S2 Tm	S3 Tm	PT Tm
(30) Petter Jansson						
1	12:03:40.452	1:30.402		34.009	23.361	
2	12:04:55.124	1:14.672	26.678	28.370	19.624	
3	12:06:06.309	1:11.185	23.872	27.765	19.548	
4	12:07:17.165	1:10.856	23.068	28.199	19.589	
5	12:08:27.432	1:10.267	23.504	27.733	19.030	
6	12:09:36.740	1:09.308	22.769	27.231	19.308	
7	12:10:45.872	1:09.132	22.581	27.415	19.136	
8	12:11:54.743	1:08.871	22.524	27.148	19.199	
9	12:13:04.127	1:09.384	22.714	27.308	19.362	
10	12:14:13.056	1:08.929	22.488	27.256	19.185	
11	12:15:21.839	1:08.783	22.583	27.118	19.082	
12	12:16:30.803	1:08.964	22.609	27.293	19.062	
13	12:17:39.654	1:08.851	22.704	27.019	19.128	
14	12:18:48.448	1:08.794	22.490	27.193	19.111	
15	12:19:56.357	1:07.909	22.312	26.689	18.908	
16	12:21:04.774	1:08.417	22.464	26.803	19.150	
17	12:22:13.827	1:09.053	22.597	27.193	19.263	

Lap	Time of Day	Lap Tm	S1 Tm	S2 Tm	S3 Tm	PT Tm
6	12:10:06.305	1:11.232	23.589	28.229	19.414	
7	12:11:17.107	1:10.802	23.267	28.424	19.111	
8	12:12:27.314	1:10.207	22.846	28.108	19.253	
9	12:13:37.738	1:10.424	23.012	28.141	19.271	
10	12:14:47.290	1:09.552	22.966	27.576	19.010	
11	12:15:57.089	1:09.799	23.006	27.638	19.155	
12	12:17:06.852	1:09.763	22.998	27.538	19.227	
13	12:18:17.401	1:10.549	23.504	27.902	19.143	
14	12:19:26.926	1:09.525	22.747	27.719	19.059	
(93) Jimmi Lindén						
p1	12:19:17.505	17:49.369				16:21.189
2	12:20:32.384	1:14.879		27.807	19.249	
3	12:21:42.278	1:09.894	23.472	27.295	19.127	

(27) Anders Helgerud						
1	12:17:09.797	1:17.996		28.453	19.482	
2	12:18:18.288	1:08.491	22.896	26.848	18.747	
3	12:19:27.045	1:08.757	22.352	27.376	19.029	
4	12:20:35.228	1:08.183	22.546	26.707	18.930	
5	12:21:43.265	1:08.037	22.683	26.555	18.799	

(39) Henrik Stenberg						
1	12:02:47.768	1:18.942		29.248	19.815	
2	12:03:57.805	1:10.037	23.349	27.571	19.117	
3	12:05:06.597	1:08.792	22.783	27.106	18.903	
4	12:06:15.286	1:08.689	22.467	27.113	19.109	
5	12:07:24.538	1:09.252	22.951	27.198	19.103	
6	12:08:33.475	1:08.937	22.659	27.172	19.106	
7	12:09:42.772	1:09.297	22.657	27.396	19.244	
8	12:10:51.390	1:08.618	22.477	27.110	19.031	
9	12:12:00.079	1:08.689	22.487	27.024	19.178	
10	12:13:09.281	1:09.202	22.576	27.314	19.312	
11	12:14:25.485	1:16.204	23.416	33.591	19.197	
12	12:15:34.902	1:09.417	22.570	27.272	19.575	
13	12:16:44.020	1:09.118	23.436	26.845	18.837	
14	12:17:52.504	1:08.484	22.264	27.029	19.191	

(43) Anders Eskilsson						
1	12:03:35.123	1:31.957		30.749	29.125	
2	12:04:48.808	1:13.685	25.530	28.764	19.391	
3	12:05:59.971	1:11.163	23.451	28.219	19.493	
4	12:07:11.064	1:11.093	22.986	28.924	19.183	
5	12:08:21.424	1:10.360	23.067	27.782	19.511	
6	12:09:31.326	1:09.902	23.074	27.752	19.076	
7	12:10:41.544	1:10.218	23.265	27.775	19.178	
8	12:11:51.514	1:09.970	23.007	27.811	19.152	
9	12:13:01.599	1:10.085	22.888	28.013	19.184	
10	12:14:11.275	1:09.676	22.882	27.603	19.191	
11	12:15:20.917	1:09.642	22.891	27.623	19.128	
12	12:16:30.380	1:09.463	22.870	27.419	19.174	
13	12:17:40.378	1:09.998	23.484	27.373	19.141	
14	12:18:49.632	1:09.254	22.643	27.479	19.132	
15	12:19:59.396	1:09.764	22.764	27.664	19.336	
p16	12:22:02.104	2:02.708	23.353	28.157		47.015

(40) Tobias Larsson						
1	12:02:50.071	1:21.194		30.363	20.151	
2	12:04:01.840	1:11.769	23.549	28.949	19.271	
3	12:05:14.160	1:12.320	23.217	29.836	19.267	
p4	12:07:37.629	2:23.469	22.907	39.774		56.884
5	12:08:55.073	1:17.444		28.544	19.852	

Posted at: **h** Officialised at: **Orbits 4**

Timekeeping Ingrid Wagner:

www.amb-it.com

www.mylaps.com

Secretary of the meeting Lena Holm:

Licensed to: Motorsport Events

STCC Karlskoga

Pro Superbike

Karlskoga 2,400 Km

Qualifying

2010-08-13 16:45

Qualifying (20:00 Time) started at 16:45:08

Pos	No.	Name	Entrant	Make	Nat./Club	Laps	Best Tm	Diff In Lap	km/h
1	6	David Andersson	DART	Kawasaki	SWE-Linköping MS	12	1:06.103		130,705
2	14	Filip Backlund	Team Suzuki Sweden Bilspport &	Suzuki GXS-R 1000	SWE-Karlskoga MF	17	1:06.282	0.179	130,352
3	56	Nicklas Cajback	Team SKAB Racing	Honda	SWE-LMS	15	1:06.422	0.319	130,077
4	11	Freddy Papunen	Bilspport & MC By CaWalli	Kawasaki	SWE-Twin Club MC	16	1:06.446	0.343	130,030
5	21	Andreas Mårtensson	Team Cresto Guide Honda	Honda CBR 1000RF	SWE-ARC	16	1:06.827	0.724	129,289
6	65	Andreas Nylund	KTM RACING SCANDINAVIA	KTM RC8R	SWE-KMF	16	1:06.927	0.824	129,096
7	98	Lukas Ockelfelt	KTM RACING SCANDINAVIA	KTM RC8R	SWE-KMF	16	1:06.930	0.827	129,090
8	61	Daniel Kubberød	Full Kontroll Førerutvikling	Honda CBR 1000RF	NOR-Moss Mck	14	1:06.941	0.838	129,069
9	27	Anders Helgerud		Honda	NOR-NMK Aurskog Høl	13	1:07.438	1.335	128,118
10	30	Petter Jansson		Kawasaki	SWE-Linköpings MS	15	1:07.531	1.428	127,941
11	93	Jimmi Lindén	Team SKAB Racing	Honda CBR 1000	SWE-Karlskoga MF	7	1:08.556	2.453	126,028
12	40	Tobias Larsson	Kroksdals Bilfrakt AB	Honda	SWE-Kortedala MK	11	1:08.669	2.566	125,821
13	43	Anders Eskilsson		Kawasaki	SWE-Linköpings MS	13	1:08.924	2.821	125,355
14	39	Henrik Stenberg	Elektrikerna.Se	Honda	SWE-Kalix MK	2	1:25.400	19.297	101,171

Announcements

Weather: cloudy, 23 degrees, dry track

These results are provisional until the conclusion of any judicial and technical matters

Posted at: h

Officialised at: h

Orbits

Timekeeping Ingrid Wagner:

Clerk of the course Harald Stensrud:

Steward Björn Andersson:

Secretary of the meeting Lena Holm:

www.mylaps.com

Licensed to: Motorsport Events

Printed: 2010-08-13 17:07:17

STCC Karlskoga

Pro Superbike

Karlskoga 2,400 Km

Qualifying

2010-08-13 16:45

Qualifying (20:00 Time) started at 16:45:08

Lap	Time of Day	Lap Tm	S1 Tm	S2 Tm	S3 Tm	PT Tm	Lap	Time of Day	Lap Tm	S1 Tm	S2 Tm	S3 Tm	PT Tm
9	16:56:35.014	1:07.264	22.111	26.556	18.597		5	16:55:54.633	1:09.148	22.712	27.495	18.941	
p10	17:00:06.347	3:31.333	23.017	28.486		2:18.231	6	16:57:04.141	1:09.508	22.746	27.750	19.012	
11	17:01:19.572	1:13.225		27.705	18.886		7	16:58:14.033	1:09.892	22.765	27.521	19.606	
12	17:02:27.061	1:07.489	22.294	26.562	18.633		8	16:59:23.340	1:09.307	22.989	27.194	19.124	
13	17:03:34.002	1:06.941	22.201	26.287	18.453		9	17:00:32.729	1:09.389	22.835	27.453	19.101	
14	17:04:41.130	1:07.128	22.153	26.394	18.581		10	17:01:42.722	1:09.993	23.094	27.763	19.136	
(27) Anders Helgerud							(39) Henrik Stenberg						
1	16:47:46.516	1:16.644		27.768	19.339		1	16:46:39.328	1:18.158		29.264	19.538	
2	16:48:55.446	1:08.930	22.914	26.903	19.113		2	16:48:04.728	1:25.400	22.570	43.525	19.305	
3	16:50:04.016	1:08.570	22.561	27.046	18.963		3:21.970						
p4	16:54:38.518	4:34.502	23.022	27.244									
5	16:55:51.472	1:12.954		27.370	18.802								
6	16:56:59.760	1:08.288	22.327	27.156	18.805								
7	16:58:07.231	1:07.471	22.235	26.521	18.715								
8	16:59:14.669	1:07.438	22.169	26.414	18.855								
9	17:00:22.361	1:07.692	22.309	26.574	18.809								
10	17:01:30.136	1:07.775	22.304	26.548	18.923								
11	17:02:37.940	1:07.804	22.305	26.788	18.711								
12	17:03:46.150	1:08.210	22.347	26.937	18.926								
13	17:04:55.668	1:09.518	22.368	27.944	19.206								
(30) Petter Jansson													
1	16:48:33.900	1:17.216		27.481	19.321								
2	16:49:42.640	1:08.740	22.369	27.072	19.299								
3	16:50:51.460	1:08.820	22.534	27.155	19.131								
4	16:51:59.614	1:08.154	22.399	26.761	18.994								
5	16:53:07.344	1:07.730	22.026	26.864	18.840								
6	16:54:15.241	1:07.897	22.456	26.597	18.844								
7	16:55:23.541	1:08.300	22.284	26.949	19.067								
8	16:56:31.072	1:07.531	22.188	26.514	18.829								
9	16:57:39.327	1:08.255	22.540	26.810	18.905								
10	16:58:47.041	1:07.714	22.143	26.597	18.974								
11	16:59:54.943	1:07.902	22.203	26.813	18.886								
12	17:01:02.790	1:07.847	22.235	26.663	18.949								
13	17:02:11.291	1:08.501	22.195	26.800	19.506								
14	17:03:22.659	1:11.368	22.762	28.980	19.626								
15	17:04:30.508	1:07.849	22.013	26.767	19.069								
(93) Jimmi Lindén													
1	16:47:25.859	1:09.287	22.997	26.897	19.393								
2	16:48:34.415	1:08.556	22.731	26.795	19.030								
p3	16:50:30.823	1:56.408	22.839	27.013		45.719							
4	16:51:43.965	1:13.142		27.140	18.981								
5	16:52:53.430	1:09.465	22.946	26.946	19.573								
p6	16:55:23.959	2:30.529	26.535			1:09.797							
7	16:56:39.692	1:15.733		27.488	19.064								
(40) Tobias Larsson													
1	16:47:28.562	1:10.286	23.142	27.811	19.333								
2	16:48:38.390	1:09.828	22.556	27.975	19.297								
3	16:49:47.883	1:09.493	22.641	27.769	19.083								
4	16:50:57.472	1:09.589	22.685	27.779	19.125								
p5	16:53:57.601	3:00.129	23.073	28.143		1:47.083							
6	16:55:13.659	1:16.058		28.579	19.510								
7	16:56:23.643	1:09.984	23.793	27.168	19.023								
8	16:57:32.631	1:08.988	22.716	27.118	19.154								
9	16:58:41.444	1:08.813	22.531	27.318	18.964								
10	16:59:50.113	1:08.669	22.393	27.269	19.007								
11	17:00:59.240	1:09.127	22.497	27.433	19.197								
(43) Anders Eskilsson													
1	16:51:17.127	1:25.137		29.435	19.104								
2	16:52:27.100	1:09.973	22.954	27.974	19.045								
3	16:53:36.561	1:09.461	22.846	27.541	19.074								
4	16:54:45.485	1:08.924	22.597	27.404	18.923								

Posted at: h

Officialised at:

Orbits 4

Timekeeping Ingrid Wagner:

www.amb-it.com

www.mylaps.com

Secretary of the meeting Lena Holm:

Licensed to: Motorsport Events

STCC Karlskoga


Pro Superbike

Karlskoga 2,400 Km

Startgrid Heat 1

2010-08-13 19:15

Race (15:00 or 12 Laps)



POLE POSITION

Standing Start

1

1

6 David Andersson
1:06.103

2

14 Filip Backlund
1:06.282

3

56 N. Cajback
1:06.422

4

11 Freddy Papunen
1:06.446

2

5

21 A. Mårtensson
1:06.827

6

65 Andreas Nylund
1:06.927

7

98 Lukas Ockelfelt
1:06.930

8

61 D. Kubberød
1:06.941

3

9

27 A. Helgerud
1:07.438

10

30 Petter Jansson
1:07.531

11

93 Jimmi Lindén
1:08.556

12

40 Tobias Larsson
1:08.669

4

13

43 A. Eskilsson
1:08.924

14

39 Henrik Stenberg
1:25.400

STCC Karlskoga

Pro Superbike

Karlskoga 2,400 Km

Heat 1

2010-08-13 19:15

Race (15:00 or 12 Laps) started at 19:14:21

Pos	No.	Name	Entrant	Make	Nat./Club	Total Tm	Laps	Diff	Best Tm	Ø km/h
1	14	Filip Backlund	Team Suzuki Sweden BilSport &	Suzuki GXS-R 1000	SWE-Karlskoga MF	13:20.434	12		1:06.154	129,530
2	11	Freddy Papunen	BilSport & MC By CaWalli	Kawasaki	SWE-Twin Club MC	13:22.443	12	2.009	1:05.842	129,205
3	56	Nicklas Cajback	Team SKAB Racing	Honda	SWE-LMS	13:26.445	12	6.011	1:06.442	128,564
4	6	David Andersson	DART	Kawasaki	SWE-Linköping MS	13:30.969	12	10.535	1:05.894	127,847
5	30	Petter Jansson		Kawasaki	SWE-Linköpings MS	13:32.576	12	12.142	1:06.903	127,594
6	98	Lukas Ockelfelt	KTM RACING SCANDINAVIA	KTM RC8R	SWE-KMF	13:32.734	12	12.300	1:06.997	127,569
7	27	Anders Helgerud		Honda	NOR-NMK Aurskog Høl.	13:38.949	12	18.515	1:06.990	126,601
8	21	Andreas Mårtensson	Team Cresto Guide Honda	Honda CBR 1000RR	SWE-ARC	13:42.442	12	22.008	1:06.364	126,064
9	39	Henrik Stenberg	Elektrikerna.Se	Honda	SWE-Kalix MK	13:42.848	12	22.414	1:07.342	126,001
10	65	Andreas Nylund	KTM RACING SCANDINAVIA	KTM RC8R	SWE-KMF	13:44.364	12	23.930	1:07.871	125,770
11	61	Daniel Kubberød	Full Kontroll Førerutvikling	Honda CBR 1000RR	NOR-Moss Mck	13:44.569	12	24.135	1:07.505	125,738
12	43	Anders Eskilsson		Kawasaki	SWE-Linköpings MS	13:49.518	12	29.084	1:08.083	124,988
13	40	Tobias Larsson	Krokalds Bilfrakt AB	Honda	SWE-Kortedala MK	13:50.037	12	29.603	1:08.202	124,910
Not classified (75% = 9 Laps)										
DNF	93	Jimmi Lindén	Team SKAB Racing	Honda CBR 1000	SWE-Karlskoga MF	1:14.347	1	DNF		116,211

Announcements

Weather: cloudy, 23 degrees, dry track

These results are provisional until the conclusion of any judicial and technical matters

Started: 14 Classified: 13 Not classified: 1

Margin of Victory	Ø km/h	Best Lap Tm	km/h	Best Lap by
2.009	129,530	1:05.842	131,223	11 - Freddy Papunen

Posted at: h Officialised at: h Orbits

Timekeeping Ingrid Wagner: Clerk of the course Harald Stensrud:

www.mylaps.com

Steward Björn Andersson: Secretary of the meeting Lena Holm:

Licensed to: Motorsport Events

STCC Karlskoga

Pro Superbike

Karlskoga 2,400 Km

Heat 1 (Private Cup)

2010-08-13 19:15

Race (15:00 or 12 Laps) started at 19:14:21

Pos	No.	Name	Entrant	Make	Nat./Club	Total Tm	Laps	Diff	Best Tm	Ø km/h
1	30	Petter Jansson		Kawasaki	SWE-Linköpings MS	13:32.576	12		1:06.903	127,594
2	98	Lukas Ockelfelt	KTM RACING SCANDINAVIA	KTM RC8R	SWE-KMF	13:32.734	12	0.158	1:06.997	127,569
3	43	Anders Eskilsson		Kawasaki	SWE-Linköpings MS	13:49.518	12	16.942	1:08.083	124,988
4	40	Tobias Larsson	Kroksdals Bilfrakt AB	Honda	SWE-Kortedala MK	13:50.037	12	17.461	1:08.202	124,910

Announcements

Weather: cloudy, 23 degrees, dry track

These results are provisional until the conclusion of any judicial and technical matters

Started: 4 Classified: 4 Not classified: 0

Margin of Victory	Ø km/h	Best Lap Tm	km/h	Best Lap by
0.158	127,594	1:06.903	129,142	30 - Petter Jansson

Posted at:	h	Officialised at:	h	Orbits
------------	---	------------------	---	--------

Timekeeping Ingrid Wagner:

Clerk of the course Harald Stensrud:

www.mylaps.com

Steward Björn Andersson:

Secretary of the meeting Lena Holm:

Licensed to: Motorsport Events

Printed: 2010-08-13 19:32:34

STCC Karlskoga

Pro Superbike

Karlskoga 2,400 Km

Heat 1

2010-08-13 19:15

Race (15:00 and 12 Laps) started at 19:14:21

Lap	Time of Day	Lap Tm	S1 Tm	S2 Tm	S3 Tm	PT Tm	Lap	Time of Day	Lap Tm	S1 Tm	S2 Tm	S3 Tm	PT Tm
5	19:20:07.069	1:07.904	22.198	26.957	18.749								
6	19:21:15.053	1:07.984	22.294	26.984	18.706								
7	19:22:23.439	1:08.386	22.361	27.259	18.766								
8	19:23:31.755	1:08.316	22.670	26.952	18.694								
9	19:24:39.829	1:08.074	22.429	26.960	18.685								
10	19:25:47.982	1:08.153	22.222	27.088	18.843								
11	19:26:57.682	1:09.700	22.470	27.861	19.369								
12	19:28:05.732	1:08.050	22.376	26.995	18.679								

(61) Daniel Kubberød

1	19:15:35.935			27.904	18.930	
2	19:16:44.312	1:08.377	22.935	26.896	18.546	
3	19:17:51.950	1:07.638	22.245	26.767	18.626	
4	19:18:59.455	1:07.505	22.370	26.619	18.516	
5	19:20:07.398	1:07.943	22.555	26.765	18.623	
6	19:21:15.487	1:08.089	22.486	26.995	18.608	
7	19:22:23.689	1:08.202	22.454	27.093	18.655	
8	19:23:31.910	1:08.221	22.731	26.893	18.597	
9	19:24:40.004	1:08.094	22.546	26.842	18.706	
10	19:25:48.475	1:08.471	22.747	27.032	18.692	
11	19:26:57.505	1:09.030	22.686	27.385	18.959	
12	19:28:05.937	1:08.432	22.877	26.744	18.811	

(43) Anders Eskilsson

1	19:15:36.760			27.977	18.883	
2	19:16:45.849	1:09.089	22.797	27.612	18.680	
3	19:17:54.412	1:08.563	22.652	27.225	18.686	
4	19:19:03.166	1:08.754	22.767	27.152	18.835	
5	19:20:11.537	1:08.371	22.531	26.936	18.904	
6	19:21:20.282	1:08.745	22.679	27.114	18.952	
7	19:22:28.964	1:08.682	22.710	27.255	18.717	
8	19:23:37.277	1:08.313	22.458	27.184	18.671	
9	19:24:45.761	1:08.484	22.574	27.232	18.678	
10	19:25:53.844	1:08.083	22.424	26.946	18.713	
11	19:27:02.287	1:08.443	22.541	27.075	18.827	
12	19:28:10.886	1:08.599	22.641	27.104	18.854	

(40) Tobias Larsson

1	19:15:36.364			27.870	18.938	
2	19:16:45.487	1:09.123	22.871	27.401	18.851	
3	19:17:54.096	1:08.609	22.275	27.515	18.819	
4	19:19:02.597	1:08.501	22.512	27.071	18.918	
5	19:20:10.889	1:08.292	22.447	27.028	18.817	
6	19:21:19.355	1:08.466	22.402	27.120	18.944	
7	19:22:28.420	1:09.065	22.490	27.412	19.163	
8	19:23:37.092	1:08.672	22.625	27.195	18.852	
9	19:24:45.652	1:08.560	22.398	27.276	18.886	
10	19:25:54.614	1:08.962	22.846	27.249	18.867	
11	19:27:02.816	1:08.202	22.333	27.160	18.709	
12	19:28:11.405	1:08.589	22.389	27.275	18.925	

(93) Jimmi Lindén

1	19:15:35.715			27.854	18.924	
---	--------------	--	--	---------------	---------------	--

Posted at: h Officialised at:

Orbits 4

Timekeeping Ingrid Wagner:

www.amb-it.com

www.mylaps.com

Secretary of the meeting Lena Holm:

Licensed to: Motorsport Events

STCC Karlskoga


Pro Superbike

Karlskoga 2,400 Km

Startgrid Heat 2

2010-08-14 14:15

Race (20:00 or 17 Laps)



POLE POSITION

Standing Start

1

1

11 Freddy Papunen
1:05.842

2

6 David Andersson
1:05.894

3

14 Filip Backlund
1:06.154

4

21 A. Mårtensson
1:06.364

2

5

56 N. Cajback
1:06.442

6

30 Petter Jansson
1:06.903

7

27 A. Helgerud
1:06.990

8

98 Lukas Ockelfelt
1:06.997

3

9

39 Henrik Stenberg
1:07.342

10

61 D. Kubberød
1:07.505

11

65 Andreas Nylund
1:07.871

12

43 A. Eskilsson
1:08.083

4

13

40 Tobias Larsson
1:08.202

14

93 Jimmi Lindén

STCC Karlskoga

Pro Superbike

Karlskoga 2,400 Km

Warm up

2010-08-14 09:55

Practice (15:00 Time) started at 9:55:01

Pos	No.	Name	Entrant	Make	Nat./Club	Laps	Best Tm	Diff In Lap	km/h
1	11	Freddy Papunen	Bilsport & MC By CaWalli	Kawasaki	SWE-Twin Club MC	11	1:07.448		11 128,099
2	14	Filip Backlund	Team Suzuki Sweden Bilsport &	Suzuki GXS-R 1000	SWE-Karlskoga MF	12	1:07.632	0.184	12 127,750
3	56	Nicklas Cajback	Team SKAB Racing	Honda	SWE-LMS	8	1:09.560	2.112	8 124,209
4	65	Andreas Nylund	KTM RACING SCANDINAVIA	KTM RC8R	SWE-KMF	11	1:10.142	2.694	11 123,179
5	98	Lukas Ockelfelt	KTM RACING SCANDINAVIA	KTM RC8R	SWE-KMF	11	1:10.279	2.831	10 122,939
6	93	Jimmi Lindén	Team SKAB Racing	Honda CBR 1000	SWE-Karlskoga MF	9	1:10.454	3.006	9 122,633
7	39	Henrik Stenberg	Elektrikerna.Se	Honda	SWE-Kalix MK	11	1:11.372	3.924	9 121,056
8	21	Andreas Mårtensson	Team Cresto Guide Honda	Honda CBR 1000RF	SWE-ARC	6	1:15.277	7.829	6 114,776
9	43	Anders Eskilsson		Kawasaki	SWE-Linköpings MS	11	1:16.451	9.003	9 113,014
10	30	Petter Jansson		Kawasaki	SWE-Linköpings MS	9	1:19.055	11.607	6 109,291
11	40	Tobias Larsson	Kroksdals Bilfrakt AB	Honda	SWE-Kortedala MK	5	1:19.392	11.944	4 108,827
12	6	David Andersson	DART	Kawasaki	SWE-Linköping MS	5			0 -

Announcements

Weather: cloudy, 22 degrees, dry track

Posted at: h

Officialised at: h

Orbits

Timekeeping Ingrid Wagner:

Clerk of the course Harald Stensrud:

Steward Björn Andersson:

Secretary of the meeting Lena Holm:

www.mylaps.com

Licensed to: Motorsport Events

Printed: 2010-08-14 10:12:22



Huvudsponsor



STCC Karlskoga

Pro Superbike

Karlskoga 2,400 Km

Warm up

2010-08-14 09:55

Practice (15:00 Time) started at 9:55:01

Lap	Time of Day	Lap Tm	S1 Tm	S2 Tm	S3 Tm	PT Tm	Lap	Time of Day	Lap Tm	S1 Tm	S2 Tm	S3 Tm	PT Tm
5	10:10:11.618	1:22.059		29.588	20.636								

Posted at: h

Officialised at:

Orbits 4

Timekeeping Ingrid Wagner:

www.amb-it.com

www.mylaps.com

Secretary of the meeting Lena Holm:

Licensed to: Motorsport Events

STCC Karlskoga

Pro Superbike

Karlskoga 2,400 Km

Heat 2

2010-08-14 14:15

Race (20:00 or 17 Laps) started at 14:14:54

Pos	No.	Name	Entrant	Make	Nat./Club	Total Tm	Laps	Diff	Best Tm	Ø km/h
1	14	Filip Backlund	Team Suzuki Sweden Bilspport &	Suzuki GXS-R 1000	SWE-Karlskoga MF	18:54.726	17		1:06.234	129,441
2	21	Andreas Mårtensson	Team Cresto Guide Honda	Honda CBR 1000RR	SWE-ARC	18:56.213	17	1.487	1:06.394	129,271
3	56	Nicklas Cajback	Team SKAB Racing	Honda	SWE-LMS	18:58.839	17	4.113	1:06.351	128,973
4	6	David Andersson	DART	Kawasaki	SWE-Linköping MS	19:00.134	17	5.408	1:06.402	128,827
5	11	Freddy Papunen	Bilspport & MC By CaWalli	Kawasaki	SWE-Twin Club MC	19:06.613	17	11.887	1:06.029	128,099
6	98	Lukas Ockelfelt	KTM RACING SCANDINAVIA	KTM RC8R	SWE-KMF	19:09.552	17	14.826	1:06.689	127,771
7	27	Anders Helgerud		Honda	NOR-NMK Aurskog Høl.	19:13.066	17	18.340	1:07.322	127,382
8	39	Henrik Stenberg	Elektrikerna.Se	Honda	SWE-Kalix MK	19:13.404	17	18.678	1:06.697	127,345
9	61	Daniel Kubberød	Full Kontroll Førerutvikling	Honda CBR 1000RR	NOR-Moss Mck	19:13.586	17	18.860	1:07.208	127,325
10	30	Petter Jansson		Kawasaki	SWE-Linköpings MS	19:27.671	17	32.945	1:07.567	125,789
11	65	Andreas Nylund	KTM RACING SCANDINAVIA	KTM RC8R	SWE-KMF	19:33.207	17	38.481	1:07.726	125,195
12	40	Tobias Larsson	Krokisdals Bilfrakt AB	Honda	SWE-Kortedala MK	19:34.243	17	39.517	1:08.336	125,085
Not classified (75% = 12 Laps)										
DNF	93	Jimmi Lindén	Team SKAB Racing	Honda CBR 1000	SWE-Karlskoga MF	10:18.133	9	DNF	1:07.737	125,798
DNF	43	Anders Eskilsson		Kawasaki	SWE-Linköpings MS	3:39.472	3	DNF	1:08.722	118,101

Announcements

Weather: cloudy, 24 degrees, dry track

These results are provisional until the conclusion of any judicial and technical matters

Started: 14 Classified: 12 Not classified: 2

Margin of Victory	Ø km/h	Best Lap Tm	km/h	Best Lap by
1.487	129,441	1:06.029	130,852	11 - Freddy Papunen

Posted at:	h	Officialised at:	h	Orbits


Timekeeping Ingrid Wagner: Clerk of the course Harald Stensrud:

www.mylaps.com

Steward Björn Andersson: Secretary of the meeting Lena Holm:

Licensed to: Motorsport Events

Printed: 2010-08-14 14:36:09



STCC Karlskoga

Pro Superbike

Karlskoga 2,400 Km

Heat 2 (Private Cup)

2010-08-14 14:15

Race (20:00 or 17 Laps) started at 14:14:54

Pos	No.	Name	Entrant	Make	Nat./Club	Total Tm	Laps	Diff	Best Tm	Ø km/h
1	98	Lukas Ockelfelt	KTM RACING SCANDINAVIA	KTM RC8R	SWE-KMF	19:09.552	17		1:06.689	127,771
2	30	Petter Jansson		Kawasaki	SWE-Linköpings MS	19:27.671	17	18.119	1:07.567	125,789
3	40	Tobias Larsson	Kroksdals Bilfrakt AB	Honda	SWE-Kortedala MK	19:34.243	17	24.691	1:08.336	125,085
Not classified (75% = 12 Laps)										
DNF	43	Anders Eskilsson		Kawasaki	SWE-Linköpings MS	3:39.472	3	DNF	1:08.722	118,101

Announcements

Weather: cloudy, 24 degrees, dry track

These results are provisional until the conclusion of any judicial and technical matters

Started: 4 Classified: 3 Not classified: 1

Margin of Victory	Ø km/h	Best Lap Tm	km/h	Best Lap by
18.119	127,771	1:06.689	129,557	98 - Lukas Ockelfelt

Posted at:	h	Officialised at:	h	Orbits

Timekeeping Ingrid Wagner:

Clerk of the course Harald Stensrud:

www.mylaps.com

Steward Björn Andersson:

Secretary of the meeting Lena Holm:

Licensed to: Motorsport Events

Printed: 2010-08-14 14:39:03

