

STCC Grande Finale Mantorp Park

Camaro Cup

Mantorp Park 3,106 Km

Test

2010-10-01 10:00

Practice (20:00 Time) started at 10:10:36

Pos	No.	Name	Entrant	Make	Nat./Club	Laps	Best Tm	Diff In Lap	km/h
1	16	Alexander Graff	Brings Racing	Chevrolet Camaro	SWE-SSK	10	1:23.871		133,319
2	7	Ted Brink		Chevrolet Camaro	SWE-SMK Hörby	10	1:23.945	0.074	133,202
3	96	Marcus Palmér	Bryntesson Motor Sport	Chevrolet Camaro	SWE-KAK	11	1:24.050	0.179	133,035
4	37	Ole Martin Lindum	Ole Martin Lindum	Chevrolet Camaro	NOR-NMK Hurum	11	1:24.459	0.588	132,391
5	17	Tomas Engström	Brings Racing	Chevrolet Camaro	SWE-SMK Hedemora	8	1:24.693	0.822	132,025
6	6	Per-Gunnar Andersson	Bryntesson Motor Sport	Chevrolet Camaro	SWE-Årjäng MK	11	1:24.706	0.835	132,005
7	47	Fredrik Ros	Emeren Motorsport	Chevrolet Camaro	SWE-SMK Sundsvall	11	1:24.741	0.870	131,950
8	8	Mikael Granberg	Www.Fini.Se	Chevrolet Camaro	SWE-Falkenbergs MK	12	1:24.869	0.998	131,751
9	48	Magnus Krokström	Memphis Racing	Chevrolet Camaro	SWE-Skene MS	11	1:24.922	1.051	131,669
10	9	Peggen Andersson		Chevrolet Camaro	SWE-Falkenbergs MK	12	1:25.495	1.624	130,787
11	83	Patric Sundel	Memphis Racing	Chevrolet Camaro	SWE-Hyllinge MS	12	1:26.098	2.227	129,871
12	1	Tobias Brink		Chevrolet Camaro	SWE-SMK Hörby	10	1:26.167	2.296	129,767
13	52	Tommie Eliasson	Orange Performance	Chevrolet Camaro	SWE-Kristianstads KK	11	1:26.851	2.980	128,745
14	22	Peo Norén	Bilspport & MC By CaWalli	Chevrolet Camaro	SWE-Hyllinge MS	11	1:26.915	3.044	128,650
15	64	Marcus Larsson	Bryntesson Motor Sport	Chevrolet Camaro	SWE-Bohus RC	11	1:26.976	3.105	128,560
16	76	Görgen Ohlsson		Chevrolet Camaro	SWE-Anderstorp RC	11	1:27.718	3.847	127,472
17	69	Anders Brofalk	Bryntesson Motor Sport	Chevrolet Camaro	SWE-Kocktorps MK	8	1:28.684	4.813	126,084
18	95	Mikael Eklund	Team Nya Åkeriet Örebro	Chevrolet Camaro	SWE-Teknis Motor Clut	9	1:29.110	5.239	125,481
19	5	Andreas Ahlberg		Chevrolet Camaro	SWE-SMK Hedemora	11	1:29.554	5.683	124,859
20	45	Jörgen Eriksson	Emerén Motorsport	Chevrolet Camaro	SWE-Rättvik Racing	9	1:29.862	5.991	124,431
21	77	Michael Wärn	Memphis Racing	Chevrolet Camaro	SWE-Karlskoga MF	10	1:29.899	6.028	124,380
22	20	Andre Andersson	Orange Performance	Chevrolet Camaro	SWE-Malmö AK	11	1:30.040	6.169	124,185
23	99	Håkan Ricknäs	Westlife Racing	Chevrolet Camaro	SWE-KAK	10	1:30.964	7.093	122,923
24	57	Daniel Svensson	Lundstöm Motorsport	Chevrolet Camaro	SWE-Anderstorp RC	12	1:31.442	7.571	122,281
25	40	Simon Reinberth	Eljasmotorsport	Chevrolet Camaro	SWE-Borlänge MK	11	1:32.786	8.915	120,510
26	98	Stein Frederic Akre		Chevrolet Camaro	NOR-Nmk Trysil	9	1:33.176	9.305	120,005
27	4	Hampus Lindkvist	Memphis Racing	Chevrolet Camaro	SWE-Rättvik RC	10	1:33.272	9.401	119,882
28	21	Jan Nilsson		Chevrolet Camaro	SWE-Vasteras Mk	10	1:37.097	13.226	115,159
29	91	Jörgen Edström	MPS Motorsport	Chevrolet Camaro	SWE-Vallentuna MK	9	1:37.714	13.843	114,432
30	46	Christer Öhlin	Emeren Motorsport	Chevrolet Camaro	SWE-Mälardöarnas MK	9	1:42.854	18.983	108,713
31	84	Richard Berggren	Memphis Racing	Chevrolet Camaro	SWE-KAK	3	2:04.968	41.097	89,476
32	44	Maggan J Hagman		Chevrolet Camaro	SWE-Fågre Motorklubbt	2	2:06.195	42.324	88,606

Announcements

Weather: cloudy, 10 degrees, dry track

STCC Grande Finale Mantorp Park

Camaro Cup

Mantorp Park 3,106 Km

Test

2010-10-01 10:00

Practice (20:00 Time) started at 10:10:35

Lap	Time of Day	Lap Tm	S1 Tm	S2 Tm	S3 Tm	PT Tm
(16) Alexander Graff						
1	10:13:26.007	2:21.106	52.462	45.137	43.507	
2	10:15:06.231	1:40.224	33.150	31.391	35.683	
3	10:16:43.350	1:37.119	30.981	31.546	34.592	
4	10:18:17.214	1:33.864	31.214	30.774	31.876	
5	10:19:45.359	1:28.145	27.584	29.306	31.255	
6	10:24:02.600	4:17.241	28.085	30.243	3:18.913	
7	10:25:43.091	1:40.491	39.427	29.638	31.426	
8	10:27:08.125	1:25.034	25.952	28.364	30.718	
9	10:28:32.226	1:24.101	26.368	27.928	29.805	
10	10:29:56.097	1:23.871	24.883	27.543	31.445	

Lap	Time of Day	Lap Tm	S1 Tm	S2 Tm	S3 Tm	PT Tm
(7) Ted Brink						
1	10:17:38.780	5:06.502	43.448	37.854	3:45.200	
2	10:19:29.008	1:50.228	39.536	32.543	38.149	
3	10:21:12.116	1:43.108	33.515	33.619	35.974	
4	10:22:52.354	1:40.238	32.251	31.691	36.296	
5	10:24:32.019	1:39.665	30.804	31.640	37.221	
6	10:26:05.993	1:33.974	28.531	30.666	34.777	
7	10:27:33.755	1:27.762	26.698	29.158	31.906	
8	10:28:59.703	1:25.948	26.137	28.680	31.131	
9	10:30:23.648	1:23.945	25.794	27.710	30.441	
10	10:31:49.640	1:25.992	25.963	28.186	31.843	

Lap	Time of Day	Lap Tm	S1 Tm	S2 Tm	S3 Tm	PT Tm
(96) Marcus Palmér						
1	10:14:03.844	2:19.375	48.677	45.967	44.731	
2	10:15:53.532	1:49.688	35.001	35.818	38.869	
3	10:17:42.123	1:48.591	38.097	35.252	35.242	
4	10:19:21.226	1:39.103	33.002	32.046	34.055	
5	10:22:24.000	3:02.774	29.951	30.991	2:01.832	
6	10:24:05.650	1:41.650	34.386	32.259	35.005	
7	10:25:35.080	1:29.430	27.517	29.611	32.302	
8	10:27:01.299	1:26.219	26.825	28.092	31.302	
9	10:28:28.079	1:26.780	26.419	28.546	31.815	
10	10:29:54.394	1:26.315	26.024	28.243	32.048	
11	10:31:18.444	1:24.050	25.838	27.640	30.572	

Lap	Time of Day	Lap Tm	S1 Tm	S2 Tm	S3 Tm	PT Tm
(37) Ole Martin Lindum						
1	10:13:41.286	2:17.227		48.376	44.634	
2	10:15:26.965	1:45.679	33.916	34.741	37.022	
3	10:17:07.497	1:40.532	32.190	32.624	35.718	
4	10:18:47.564	1:40.067	33.048	32.281	34.738	
5	10:20:20.776	1:33.212	29.613	29.902	33.697	
6	10:21:52.995	1:32.219	28.962	30.428	32.829	
7	10:23:23.955	1:30.960	27.763	29.948	33.249	
p8	10:27:07.361	3:43.406	27.696	30.490		2:07.485
9	10:28:41.553	1:34.192		29.334	31.157	
10	10:30:06.012	1:24.459	25.953	28.004	30.502	
11	10:31:30.593	1:24.581	25.650	28.261	30.670	

Lap	Time of Day	Lap Tm	S1 Tm	S2 Tm	S3 Tm	PT Tm
(17) Tomas Engström						
1	10:13:45.339	2:07.392	44.525	42.458	40.409	
2	10:21:37.491	7:52.152	35.163	34.305	6:42.684	
3	10:23:25.807	1:48.316	38.448	32.740	37.128	
4	10:25:01.399	1:35.592	31.456	30.753	33.383	
5	10:26:40.307	1:38.908	31.406	31.847	35.655	
6	10:28:12.517	1:32.210	30.494	30.053	31.663	
7	10:29:39.423	1:26.906	26.577	28.737	31.592	
8	10:31:04.116	1:24.693	25.741	27.930	31.022	

Lap	Time of Day	Lap Tm	S1 Tm	S2 Tm	S3 Tm	PT Tm
(6) Per-Gunnar Andersson						
1	10:13:51.370	2:16.164	45.876	46.550	43.738	
2	10:15:48.779	1:57.409	34.642	35.657	47.110	
3	10:17:28.909	1:40.130	32.659	32.165	35.306	
4	10:19:01.891	1:32.982	29.434	30.523	33.025	

Lap	Time of Day	Lap Tm	S1 Tm	S2 Tm	S3 Tm	PT Tm
5	10:22:30.678	3:28.787	28.618	30.158	2:30.011	
6	10:24:07.970	1:37.292	34.180	30.172	32.940	
7	10:25:39.544	1:31.574	28.245	30.672	32.657	
8	10:27:07.484	1:27.940	27.626	29.181	31.133	
9	10:28:33.265	1:25.781	26.705	28.922	30.154	
10	10:29:57.971	1:24.706	25.493	28.146	31.067	
11	10:31:27.156	1:29.185	30.034	29.040	30.111	

Lap	Time of Day	Lap Tm	S1 Tm	S2 Tm	S3 Tm	PT Tm
(47) Fredrik Ros						
1	10:13:17.391	2:06.343	47.039	39.959	39.345	
2	10:14:57.788	1:40.397	31.161	32.368	36.868	
3	10:16:34.889	1:37.101	30.495	32.248	34.358	
4	10:18:09.447	1:34.558	30.425	30.499	33.634	
5	10:19:39.725	1:30.278	28.045	29.230	33.003	
p6	10:21:12.372	1:32.647	29.099	29.702		
7	10:22:41.220	1:28.848	27.456	29.148	32.236	
8	10:24:09.385	1:28.165	26.927	29.482	31.756	
9	10:25:37.331	1:27.946	27.351	29.437	31.158	
10	10:27:02.072	1:24.741	26.090	27.839	30.812	
11	10:30:11.664	3:09.592	26.063	27.777	2:15.752	

Lap	Time of Day	Lap Tm	S1 Tm	S2 Tm	S3 Tm	PT Tm
(8) Mikael Granberg						
1	10:12:59.580	2:12.361	46.822	40.413	45.126	
2	10:15:46.226	2:46.646	36.748	34.321	1:35.577	
3	10:17:41.187	1:54.961	41.830	35.172	37.959	
4	10:19:22.716	1:41.529	33.481	33.203	34.845	
5	10:20:57.344	1:34.628	30.016	30.897	33.715	
6	10:22:32.019	1:34.675	29.334	31.823	33.518	
7	10:24:06.853	1:34.834	29.066	30.677	35.091	
8	10:25:39.045	1:32.192	28.771	30.370	33.051	
9	10:27:09.060	1:30.015	27.721	29.921	32.373	
10	10:28:35.080	1:26.020	26.771	28.408	30.841	
11	10:29:59.949	1:24.869	26.098	28.148	30.623	
12	10:31:28.461	1:28.512	28.443	29.200	30.869	

Lap	Time of Day	Lap Tm	S1 Tm	S2 Tm	S3 Tm	PT Tm
(48) Magnus Krokström						
1	10:13:11.372	2:12.060	49.413	42.247	40.400	
2	10:14:59.139	1:47.767	34.825	34.453	38.489	
3	10:16:40.491	1:41.352	31.900	33.145	36.307	
4	10:18:16.283	1:35.792	30.599	31.091	34.102	
5	10:19:46.308	1:30.025	28.239	29.972	31.814	
6	10:21:18.709	1:32.401	28.569	30.178	33.654	
7	10:25:06.960	3:48.251	28.639	30.137	2:49.475	
8	10:26:45.407	1:38.447	36.512	29.212	32.723	
9	10:28:14.411	1:29.004	27.778	29.882	31.344	
10	10:29:41.544	1:27.133	27.216	28.446	31.471	
11	10:31:06.466	1:24.922	25.835	28.269	30.818	

Lap	Time of Day	Lap Tm	S1 Tm	S2 Tm	S3 Tm	PT Tm
(9) Peggen Andersson						
1	10:13:26.442	2:47.831	45.597	38.390	1:23.787	
2	10:15:26.144	1:59.702	41.385	40.098	38.219	
3	10:17:08.719	1:42.575	33.965	33.126	35.484	
4	10:18:47.016	1:38.297	32.394	31.388	34.515	
5	10:20:19.635	1:32.619	29.531	29.853	33.235	
6	10:21:52.780	1:33.145	29.347	30.625	33.173	
7	10:23:26.905	1:34.125	30.173	30.384	33.568	
8	10:24:58.953	1:32.048	28.814	30.129	33.105	
9	10:26:32.906	1:33.953	29.905	31.664	32.384	
10	10:28:02.339	1:29.433	27.636	29.694	32.103	
11	10:29:29.081	1:26.742	26.809	28.689	31.244	
12	10:30:54.576	1:25.495	26.482	28.142	30.871	

Lap	Time of Day	Lap Tm	S1 Tm	S2 Tm	S3 Tm	PT Tm
(83) Patric Sundel						
1	10:13:42.425	2:20.530		48.589	47.172	
2	10:15:51.026	2:08.601	38.756	36.188	53.657	
3	10:17:54.662	2:03.636	42.977	38.894	41.765	

STCC Grande Finale Mantorp Park

Camaro Cup

Mantorp Park 3,106 Km

Test

2010-10-01 10:00

Practice (20:00 Time) started at 10:10:35

Lap	Time of Day	Lap Tm	S1 Tm	S2 Tm	S3 Tm	PT Tm	Lap	Time of Day	Lap Tm	S1 Tm	S2 Tm	S3 Tm	PT Tm
4	10:19:37.684	1:43.022	32.809	33.335	36.878		5	10:21:23.339	1:45.738	38.677	33.026	34.035	
5	10:21:19.021	1:41.337	32.760	32.431	36.146		6	10:23:15.543	1:52.204	29.810	33.710	48.684	
6	10:22:57.214	1:38.193	31.378	31.358	35.457		7	10:24:55.223	1:39.680	29.737	32.573	37.370	
7	10:24:33.901	1:36.687	29.689	31.128	35.870		8	10:26:30.927	1:35.704	30.164	30.457	35.083	
8	10:26:07.765	1:33.864	28.842	30.541	34.481		9	10:28:02.469	1:31.542	28.344	30.136	33.062	
9	10:27:38.421	1:30.656	27.914	29.758	32.984		10	10:29:30.187	1:27.718	27.118	29.133	31.467	
10	10:29:07.840	1:29.419	27.475	29.252	32.692		11	10:31:00.697	1:30.510	28.479	29.966	32.065	
11	10:30:34.941	1:27.101	26.903	28.365	31.833		(69) Anders Brofalk						
12	10:32:01.039	1:26.098	26.599	28.134	31.365		1	10:14:47.519	2:16.778	48.038	41.355	47.385	
(1) Tobias Brink							2	10:16:41.838	1:54.319	38.378	38.146	37.795	
1	10:15:05.906	2:12.748	45.667	40.458	46.623		3	10:18:21.589	1:39.751	34.045	32.269	33.437	
2	10:16:56.789	1:50.883	35.490	36.416	38.977		4	10:19:51.362	1:29.773	28.291	29.853	31.629	
3	10:18:39.425	1:42.636	32.957	33.074	36.605		5	10:21:20.046	1:28.684	26.775	29.374	32.535	
4	10:20:22.402	1:42.977	34.663	31.963	36.351		6	10:22:50.686	1:30.640	28.815	28.951	32.874	
5	10:21:57.935	1:35.533	30.452	30.782	34.299		7	10:24:24.464	1:33.778	29.794	30.576	33.408	
6	10:23:34.637	1:36.702	30.362	31.245	35.095		8	10:27:59.523	3:35.059	27.603	29.393	2:38.063	
7	10:27:02.007	3:27.370	33.992	35.603	2:17.775		(95) Mikael Eklund						
8	10:28:44.772	1:42.765	39.471	30.253	33.041		1	10:13:39.324	2:22.363	47.132	47.141	48.090	
9	10:30:13.205	1:28.433	27.394	29.193	31.846		2	10:16:48.588	3:09.264	39.804	37.670	1:51.790	
10	10:31:39.372	1:26.167	26.172	28.928	31.067		3	10:18:54.050	2:05.462	47.003	36.317	42.142	
(52) Tommie Eliasson							4	10:20:40.129	1:46.079	33.826	34.440	37.813	
1	10:13:03.665	2:14.465	48.110	42.113	44.242		5	10:22:24.876	1:44.747	32.986	33.049	38.712	
2	10:16:58.746	3:55.081	36.844	35.764	2:42.473		6	10:26:18.287	3:53.411	31.500	32.770	2:49.141	
3	10:18:56.384	1:57.638	44.927	35.331	37.380		7	10:28:05.340	1:47.053	38.241	32.420	36.392	
4	10:20:35.351	1:38.967	32.019	30.979	35.969		8	10:29:36.486	1:31.146	28.356	29.927	32.863	
5	10:22:10.371	1:35.020	29.878	31.053	34.089		9	10:31:05.596	1:29.110	27.543	29.828	31.739	
6	10:23:45.685	1:35.314	28.985	30.871	35.458		(5) Andreas Ahlberg						
7	10:25:18.794	1:33.109	29.066	30.375	33.668		1	10:12:44.735	2:04.279	44.941	37.893	41.445	
8	10:26:49.152	1:30.358	28.028	29.450	32.880		2	10:14:28.739	1:44.004	33.408	33.906	36.690	
9	10:28:19.775	1:30.623	27.638	29.203	33.782		3	10:16:08.545	1:39.806	31.289	33.186	35.331	
10	10:29:47.310	1:27.535	26.947	28.876	31.712		4	10:17:51.174	1:42.629	30.413	33.201	39.015	
11	10:31:14.161	1:26.851	26.936	28.475	31.440		5	10:19:28.008	1:36.834	29.825	30.700	36.309	
(22) Peo Norén							6	10:21:04.534	1:36.526	32.917	30.509	33.100	
1	10:13:23.445	2:09.961	45.791	42.289	41.881		7	10:22:38.991	1:34.457	29.544	31.658	33.255	
2	10:15:21.710	1:58.265	40.135	39.059	39.071		8	10:24:10.745	1:31.754	28.522	30.525	32.707	
3	10:17:06.624	1:44.914	33.265	34.392	37.257		9	10:25:40.299	1:29.554	27.375	29.716	32.463	
4	10:18:48.479	1:41.855	33.230	33.470	35.155		p10	10:29:10.403	3:30.104	27.474	29.225		1:55.530
5	10:20:22.588	1:34.109	29.513	30.952	33.644		11	10:30:41.808	1:31.405		28.651	31.070	
6	10:21:55.672	1:33.084	28.564	31.027	33.493		(45) Jörgen Eriksson						
7	10:24:47.631	2:51.959	28.666	32.214	1:51.079		1	10:13:28.236	2:26.261	53.262	48.082	44.917	
8	10:26:40.599	1:52.968	44.582	32.907	35.479		2	10:15:19.770	1:51.534	36.799	36.070	38.665	
9	10:28:14.026	1:33.427	30.622	30.450	32.355		3	10:17:01.748	1:41.978	32.469	33.289	36.220	
10	10:29:42.353	1:28.327	27.222	29.707	31.398		4	10:18:39.583	1:37.835	31.520	31.131	35.184	
11	10:31:09.268	1:26.915	26.494	29.181	31.240		5	10:20:13.182	1:33.599	31.087	29.729	32.783	
(64) Marcus Larsson							6	10:21:43.044	1:29.862	28.123	29.790	31.949	
1	10:14:01.614	2:17.835		46.200	44.113		7	10:23:14.753	1:31.709	28.353	30.013	33.343	
2	10:15:56.947	1:55.333	36.421	41.673	37.239		8	10:24:53.941	1:39.188	29.113	31.811	38.264	
3	10:17:44.304	1:47.357	35.383	35.611	36.363		9	10:26:29.031	1:35.090	30.301	30.042	34.747	
4	10:19:24.080	1:39.776	32.067	32.320	35.389		(77) Michael Wärm						
5	10:20:57.737	1:33.657	29.283	30.666	33.708		1	10:13:49.540	2:18.998	47.094	47.077	44.827	
6	10:22:30.806	1:33.069	29.439	30.071	33.559		2	10:15:49.986	2:00.446	36.902	37.462	46.082	
7	10:24:05.584	1:34.778	28.546	30.996	35.236		3	10:17:40.818	1:50.832	37.116	35.349	38.367	
p8	10:27:16.749	3:11.165	28.357	30.198		1:35.768	4	10:19:25.354	1:44.536	35.047	33.461	36.028	
9	10:28:48.931	1:32.182		29.297	32.100		5	10:21:02.203	1:36.849	30.442	31.870	34.537	
10	10:30:15.907	1:26.976	26.985	28.486	31.505		6	10:22:44.060	1:41.857	31.405	33.313	37.139	
11	10:31:43.137	1:27.230	27.295	28.642	31.293		7	10:26:10.444	3:26.384	33.123	32.984	2:20.277	
(76) Görgen Ohlsson							8	10:27:52.831	1:42.387	36.786	31.303	34.298	
1	10:12:46.779	2:04.992	45.646	38.046	41.300		9	10:29:24.150	1:31.319	28.125	30.426	32.768	
2	10:14:41.625	1:54.846	35.473	38.297	41.076		10	10:30:54.049	1:29.899	27.697	29.735	32.467	
3	10:16:40.974	1:59.349	42.333	37.587	39.429		(20) Andre Andersson						
4	10:19:37.601	2:56.627	33.934	35.590	1:47.103								

STCC Grande Finale Mantorp Park

Camaro Cup

Mantorp Park 3,106 Km

Test

2010-10-01 10:00

Practice (20:00 Time) started at 10:10:35

Lap	Time of Day	Lap Tm	S1 Tm	S2 Tm	S3 Tm	PT Tm	Lap	Time of Day	Lap Tm	S1 Tm	S2 Tm	S3 Tm	PT Tm
1	10:13:04.598	2:11.309		42.132	43.902		4	10:19:27.330	1:49.022	33.752	34.580	40.690	
2	10:14:57.597	1:52.999	37.026	35.838	40.135		5	10:22:36.618	3:09.288	34.427	35.198	1:59.663	
3	10:16:43.823	1:46.226	33.011	35.194	38.021		6	10:24:36.202	1:59.584	42.969	34.806	41.809	
4	10:18:24.925	1:41.102	33.086	32.947	35.069		7	10:26:18.317	1:42.115	31.846	33.720	36.549	
p5	10:21:28.513	3:03.588	29.731	31.217		1:18.754	8	10:27:55.021	1:36.704	30.388	32.071	34.245	
6	10:23:11.157	1:42.644		32.385	36.115		9	10:29:28.293	1:33.272	29.003	30.632	33.637	
7	10:24:56.233	1:45.076	32.192	33.665	39.219		10	10:31:05.138	1:36.845	31.371	31.130	34.344	
8	10:26:40.376	1:44.143	33.764	32.976	37.403		(21) Jan Nilsson						
9	10:28:16.685	1:36.309	31.466	30.915	33.928		1	10:13:52.194	2:20.005	46.878	47.836	45.291	
10	10:29:47.037	1:30.352	27.901	29.655	32.796		2	10:15:51.139	1:58.945	36.094	37.830	45.021	
11	10:31:17.077	1:30.040	27.792	29.773	32.475		3	10:19:21.670	3:30.531	39.101	40.968	2:10.462	
(99) Håkan Ricknäs							4	10:21:17.006	1:55.336	42.231	34.487	38.618	
1	10:14:00.155	2:19.033		45.669	44.851		5	10:23:06.801	1:49.795	32.756	34.739	42.300	
2	10:15:52.898	1:52.743	35.760	37.749	39.234		6	10:24:55.022	1:48.221	33.649	34.909	39.663	
3	10:17:51.050	1:58.152	38.200	38.461	41.491		7	10:26:39.770	1:44.748	33.646	33.941	37.161	
4	10:19:29.498	1:38.448	31.873	31.498	35.077		8	10:28:20.660	1:40.890	30.394	33.271	37.225	
5	10:21:12.575	1:43.077	33.596	33.811	35.670		9	10:29:57.757	1:37.097	29.491	31.906	35.700	
6	10:22:49.539	1:36.964	30.933	31.476	34.555		10	10:31:43.699	1:45.942	29.807	41.887	34.248	
7	10:24:28.326	1:38.787	31.305	32.772	34.710		(91) Jörgen Edström						
p8	10:28:15.092	3:46.766	29.591	32.718		1:53.268	1	10:14:18.582	2:11.495	49.001	39.777	42.717	
9	10:29:58.642	1:43.550		30.131	34.848		2	10:16:11.745	1:53.163	36.607	37.489	39.067	
10	10:31:29.606	1:30.964	30.412	29.380	31.172		3	10:17:58.268	1:46.523	33.999	35.072	37.452	
(57) Daniel Svensson							4	10:19:42.080	1:43.812	32.887	33.657	37.268	
1	10:13:08.916	2:32.190		40.767	43.513		5	10:21:22.146	1:40.066	31.003	32.965	36.098	
2	10:15:04.582	1:55.666	36.408	36.604	42.654		6	10:23:06.195	1:44.049	30.220	35.078	38.751	
3	10:16:54.957	1:50.375	35.624	35.448	39.303		7	10:24:48.770	1:42.575	31.814	34.347	36.414	
4	10:18:38.659	1:43.702	33.654	33.037	37.011		8	10:26:28.761	1:39.991	32.013	32.934	35.044	
5	10:20:16.775	1:38.116	31.294	31.512	35.310		9	10:28:06.475	1:37.714	31.017	31.759	34.938	
6	10:21:56.459	1:39.684	32.428	31.953	35.303		(46) Christer Öhlin						
7	10:23:33.516	1:37.057	30.397	30.998	35.662		1	10:13:45.325	2:16.865	44.526	48.275	44.064	
8	10:25:11.145	1:37.629	30.546	31.695	35.388		2	10:15:50.384	2:05.059	38.764	36.707	49.588	
9	10:26:45.355	1:34.210	29.351	31.605	33.254		3	10:17:53.574	2:03.190	40.989	40.402	41.799	
10	10:28:21.008	1:35.653	30.138	31.125	34.390		4	10:19:36.428	1:42.854	33.020	33.283	36.551	
11	10:29:55.158	1:34.150	29.730	30.478	33.942		5	10:21:21.901	1:45.473	32.939	34.241	38.293	
12	10:31:26.600	1:31.442	28.614	30.261	32.567		6	10:23:08.824	1:46.923	32.822	35.346	38.755	
(40) Simon Reinberth							7	10:24:56.288	1:47.464	33.607	34.225	39.632	
1	10:13:29.264	2:22.517	53.411	44.519	44.587		8	10:26:41.906	1:45.618	35.087	34.548	35.983	
2	10:15:21.167	1:51.903	36.560	36.298	39.045		9	10:31:32.153	4:50.247	32.939	33.557	3:43.751	
3	10:17:07.237	1:46.070	32.743	35.811	37.516		(84) Richard Berggren						
4	10:18:53.460	1:46.223	36.928	33.598	35.697		1	10:13:44.215	2:17.943	44.469	48.877	44.597	
5	10:20:28.363	1:34.903	29.942	31.069	33.892		2	10:15:49.183	2:04.968	38.578	36.683	49.707	
6	10:22:01.523	1:33.160	28.735	31.092	33.333		3	10:23:36.006	7:46.823	40.323	39.704	6:26.796	
7	10:23:35.207	1:33.684	29.093	30.843	33.748		(44) Maggan J Hagman						
8	10:25:11.451	1:36.244	30.045	31.317	34.882		1	10:13:23.521	2:24.000		46.723	49.583	
9	10:26:44.237	1:32.786	29.561	30.668	32.557		2	10:15:29.716	2:06.195	38.833	37.896	49.466	
10	10:29:50.764	3:06.527	28.489	30.902	2:07.136		(98) Stein Frederic Akre						
11	10:31:25.037	1:34.273	33.913	28.931	31.429		1	10:12:53.151	2:09.053	46.247	41.501	41.305	
(4) Hampus Lindkvist							2	10:14:45.167	1:52.016	35.359	35.447	41.210	
1	10:13:36.631	2:27.540	52.605	46.788	48.147		3	10:16:33.025	1:47.858	35.841	34.887	37.130	
2	10:15:45.490	2:08.859	40.147	36.539	52.173		4	10:18:16.150	1:43.125	33.816	33.902	35.407	
3	10:17:38.308	1:52.818	36.953	36.012	39.853		5	10:19:51.083	1:34.933	30.483	30.864	33.586	
(98) Stein Frederic Akre							6	10:21:24.259	1:33.176	28.669	31.299	33.208	
1	10:12:53.151	2:09.053	46.247	41.501	41.305		7	10:23:07.381	1:43.122	31.302	32.744	39.076	
2	10:14:45.167	1:52.016	35.359	35.447	41.210		8	10:24:49.475	1:42.094	33.732	32.340	36.022	
3	10:16:33.025	1:47.858	35.841	34.887	37.130		p9	10:29:25.203	4:35.728	39.138	48.243		2:11.679
4	10:18:16.150	1:43.125	33.816	33.902	35.407		(4) Hampus Lindkvist						
5	10:19:51.083	1:34.933	30.483	30.864	33.586		1	10:13:36.631	2:27.540	52.605	46.788	48.147	
6	10:21:24.259	1:33.176	28.669	31.299	33.208		2	10:15:45.490	2:08.859	40.147	36.539	52.173	
7	10:23:07.381	1:43.122	31.302	32.744	39.076		3	10:17:38.308	1:52.818	36.953	36.012	39.853	
8	10:24:49.475	1:42.094	33.732	32.340	36.022		(98) Stein Frederic Akre						
p9	10:29:25.203	4:35.728	39.138	48.243		2:11.679	(4) Hampus Lindkvist						
(4) Hampus Lindkvist							1	10:13:36.631	2:27.540	52.605	46.788	48.147	
2	10:15:45.490	2:08.859	40.147	36.539	52.173		2	10:15:45.490	2:08.859	40.147	36.539	52.173	
3	10:17:38.308	1:52.818	36.953	36.012	39.853		3	10:17:38.308	1:52.818	36.953	36.012	39.853	

STCC Grande Finale Mantorp Park

Camaro Cup

Mantorp Park 3,106 Km

Qualifying -NEW-

2010-10-01 12:30

Qualifying (20:00 Time) started at 12:30:01

Pos	No.	Name	Entrant	Make	Nat./Club	Laps	Best Tm	Diff In Lap	km/h
1	16	Alexander Graff	Brings Racing	Chevrolet Camaro	SWE-SSK	10	1:21.014		138,021
2	47	Fredrik Ros	Emeren Motorsport	Chevrolet Camaro	SWE-SMK Sundsvall	9	1:21.259	0.245	137,604
3	17	Tomas Engström	Brings Racing	Chevrolet Camaro	SWE-SMK Hedemora	11	1:21.386	0.372	137,390
4	6	Per-Gunnar Andersson	Bryntesson Motor Sport	Chevrolet Camaro	SWE-Årjäng MK	11	1:21.470	0.456	137,248
5	9	Peggen Andersson		Chevrolet Camaro	SWE-Falkenbergs MK	10	1:21.913	0.899	136,506
6	5	Andreas Ahlberg		Chevrolet Camaro	SWE-SMK Hedemora	11	1:22.184	1.170	136,056
7	7	Ted Brink		Chevrolet Camaro	SWE-SMK Hörby	10	1:22.338	1.324	135,801
8	8	Mikael Granberg	Www.Fini.Se	Chevrolet Camaro	SWE-Falkenbergs MK	12	1:22.379	1.365	135,734
9	77	Michael Wörn	Memphis Racing	Chevrolet Camaro	SWE-Karlskoga MF	11	1:22.470	1.456	135,584
10	1	Tobias Brink		Chevrolet Camaro	SWE-SMK Hörby	10	1:22.568	1.554	135,423
11	96	Marcus Palmér	Bryntesson Motor Sport	Chevrolet Camaro	SWE-KAK	10	1:22.689	1.675	135,225
12	37	Ole Martin Lindum	OLe Martin Lindum	Chevrolet Camaro	NOR-NMK Hurum	10	1:22.843	1.829	134,973
13	48	Magnus Krokström	Memphis Racing	Chevrolet Camaro	SWE-Skene MS	10	1:22.996	1.982	134,725
14	83	Patric Sundel	Memphis Racing	Chevrolet Camaro	SWE-Hyllinge MS	10	1:23.187	2.173	134,415
15	22	Peo Norén	Bilspport & MC By CaWalli	Chevrolet Camaro	SWE-Hyllinge MS	10	1:23.454	2.440	133,985
16	45	Jörgen Eriksson	Emerén Motorsport	Chevrolet Camaro	SWE-Rättvik Racing	12	1:23.570	2.556	133,799
17	95	Mikael Eklund	Team Nya Åkeriet Örebro	Chevrolet Camaro	SWE-Teknis Motor Clut	10	1:23.827	2.813	133,389
18	98	Stein Frederic Akre		Chevrolet Camaro	NOR-Nmk Trysil	11	1:23.956	2.942	133,184
19	21	Jan Nilsson		Chevrolet Camaro	SWE-Vasteras MK	11	1:23.976	2.962	133,152
20	99	Håkan Ricknäs	Westlife Racing	Chevrolet Camaro	SWE-KAK	10	1:24.560	3.546	132,233
21	52	Tommie Eliasson	Orange Performance	Chevrolet Camaro	SWE-Kristianstads KK	11	1:24.572	3.558	132,214
22	64	Marcus Larsson	Bryntesson Motor Sport	Chevrolet Camaro	SWE-Bohus RC	8	1:25.497	4.483	130,784
23	84	Richard Berggren	Memphis Racing	Chevrolet Camaro	SWE-KAK	7	1:25.943	4.929	130,105
24	40	Simon Reinberth	Eljasmotorsport	Chevrolet Camaro	SWE-Borlänge MK	11	1:26.044	5.030	129,952
25	4	Hampus Lindkvist	Memphis Racing	Chevrolet Camaro	SWE-Rättvik RC	8	1:27.056	6.042	128,441
26	20	Andre Andersson	Orange Performance	Chevrolet Camaro	SWE-Malmö AK	11	1:28.103	7.089	126,915
27	76	Görgen Ohlsson		Chevrolet Camaro	SWE-Anderstorp RC	10	1:29.036	8.022	125,585

Not classified (110% = 1:29.115)

91	Jörgen Edström	MPS Motorsport	Chevrolet Camaro	SWE-Vallentuna MK	6	1:29.841	8.827	5	124,460
57	Daniel Svensson	Lundstöm Motorsport	Chevrolet Camaro	SWE-Anderstorp RC	11	1:30.049	9.035	11	124,172
44	Maggan J Hagman		Chevrolet Camaro	SWE-Fågre Motorklubb	9	1:30.149	9.135	9	124,035
46	Christer Öhlin	Emeren Motorsport	Chevrolet Camaro	SWE-Mälåroarnas MK	11	1:31.682	10.668	10	121,961
69	Anders Brofalk	Bryntesson Motor Sport	Chevrolet Camaro	SWE-Kocktorps MK				0	-

Announcements

Weather: cloudy, 14 degrees, dry track

These results are provisional until the conclusion of any judicial and technical matters

No 76 delete laptimes from 12:42:05 to end of session / reason competitor takes external help



STCC Grande Finale Mantorp Park

Camaro Cup

Mantorp Park 3,106 Km

Qualifying

2010-10-01 12:30

Qualifying (20:00 Time) started at 12:30:00

Lap	Time of Day	Lap Tm	S1 Tm	S2 Tm	S3 Tm	PT Tm
(16) Alexander Graff						
1	12:32:20.390	2:08.709	46.517	43.505	40.044	
2	12:33:46.728	1:26.338	28.706	27.865	29.767	
3	12:35:08.594	1:21.866	24.944	27.205	29.717	
p4	12:40:58.375	5:49.781	24.914	30.748		4:19.285
5	12:42:49.706	1:51.331		35.519	29.952	
6	12:44:10.720	1:21.014	24.519	27.103	29.392	
7	12:45:36.243	1:25.523	24.662	30.895	29.966	
p8	12:48:16.114	2:39.871	24.349	27.419		1:16.352
9	12:49:42.376	1:26.262		27.346	29.644	
10	12:51:03.823	1:21.447	24.530	27.446	29.471	

(47) Fredrik Ros						
1	12:32:38.812	2:04.309	45.640	40.604	39.147	
2	12:34:12.309	1:33.497	30.498	32.777	30.222	
3	12:35:37.248	1:24.939	26.471	27.486	30.982	
p4	12:38:50.903	3:13.655				1:16.010
5	12:41:34.634	2:43.731	49.052	59.781	56.103	
6	12:42:56.330	1:21.696	25.176	26.977	29.543	
7	12:44:17.627	1:21.297	24.857	26.961	29.479	
8	12:45:39.511	1:21.884	24.821	26.833	30.230	
9	12:47:00.770	1:21.259	24.837	26.857	29.565	

(17) Tomas Engström						
1	12:32:19.862	2:06.965	46.554	43.054	38.676	
2	12:33:44.309	1:24.447	26.397	27.788	30.262	
3	12:35:06.127	1:21.818	24.915	27.086	29.817	
p4	12:40:44.786	5:38.659				4:09.177
5	12:42:27.823	1:43.037	38.017	33.547	31.628	
6	12:43:52.115	1:24.292	25.042	27.139	32.111	
7	12:45:13.501	1:21.386	24.722	27.272	29.392	
8	12:46:45.539	1:32.038	24.731	27.221	40.086	
9	12:48:07.135	1:21.596	24.805	27.137	29.654	
10	12:49:35.292	1:28.157	27.123	29.224	31.810	
11	12:50:57.052	1:21.760	24.740	27.122	29.898	

(6) Per-Gunnar Andersson						
1	12:32:27.044	2:06.414	45.978	40.915	40.750	
2	12:33:54.648	1:27.604	27.813	29.377	30.414	
3	12:35:17.619	1:22.971	25.553	27.422	29.996	
p4	12:39:44.108	4:26.489	25.906	33.780		2:48.608
5	12:41:53.109	2:09.001		43.544	38.009	
6	12:43:18.010	1:24.901	26.677	27.692	30.532	
7	12:44:49.766	1:31.756	26.553	31.237	33.966	
8	12:46:12.968	1:23.202	24.960	27.336	30.906	
9	12:47:34.438	1:21.470	24.677	27.247	29.546	
10	12:48:56.476	1:22.038	24.807	27.395	29.836	
11	12:50:22.973	1:26.497	25.006	27.988	33.503	

(9) Peggen Andersson						
1	12:33:17.745	1:52.527	45.902	34.464	32.414	
2	12:34:46.388	1:28.643	27.037	29.123	32.483	
p3	12:40:14.246	5:27.858	26.518	29.737		3:52.872
4	12:41:52.371	1:38.125		28.680	34.139	
5	12:43:17.177	1:24.806	26.060	27.239	31.507	
6	12:44:41.356	1:24.179	26.710	27.242	30.227	
7	12:46:03.269	1:21.913	25.135	27.203	29.575	
p8	12:48:00.166	1:56.897				16.047
9	12:49:28.421	1:28.255	30.137	28.533	30.398	
10	12:50:52.231	1:23.810	25.867	27.386	30.557	

(5) Andreas Ahlberg						
1	12:32:29.744	1:50.042		31.896	35.510	
2	12:33:58.540	1:28.796	28.771	29.287	30.738	
3	12:35:22.378	1:23.838	25.974	27.794	30.070	

Lap	Time of Day	Lap Tm	S1 Tm	S2 Tm	S3 Tm	PT Tm
p4	12:39:36.618	4:14.240	26.294	31.454		2:32.520
5	12:41:51.125	2:14.507		43.308	49.282	
6	12:43:16.650	1:25.525	25.538	27.703	32.284	
7	12:44:39.644	1:22.994	25.433	27.564	29.997	
8	12:46:01.829	1:22.185	25.206	27.363	29.616	
9	12:47:31.033	1:29.204	25.861	33.424	29.919	
10	12:48:53.217	1:22.184	25.077	27.485	29.622	
11	12:50:17.737	1:24.520	25.259	29.247	30.014	

(7) Ted Brink						
1	12:32:04.692	1:59.343		39.710	35.462	
2	12:33:28.599	1:23.907	25.938	27.726	30.243	
3	12:34:52.223	1:23.624	25.467	27.683	30.474	
4	12:36:20.025	1:27.802	25.429	27.748	34.625	
p5	12:41:00.333	4:40.308	32.660	48.334		2:29.552
6	12:42:58.781	1:58.448		35.952	32.656	
7	12:44:21.622	1:22.841	25.359	27.418	30.064	
8	12:45:43.960	1:22.338	25.115	27.405	29.818	
9	12:47:06.986	1:23.026	25.392	27.249	30.385	
10	12:48:30.207	1:23.221	25.428	27.601	30.192	

(8) Mikael Granberg						
1	12:32:26.777	2:08.210		44.092	38.966	
2	12:34:00.303	1:33.526	30.748	31.582	31.196	
3	12:35:23.799	1:23.496	25.661	27.836	29.999	
p4	12:39:08.514	3:44.715	25.994	32.533		2:02.665
5	12:41:39.526	2:31.012		48.858	56.469	
6	12:43:03.303	1:23.777	25.927	27.646	30.204	
7	12:44:26.586	1:23.283	25.639	27.685	29.959	
8	12:45:49.428	1:22.842	25.241	27.672	29.929	
9	12:47:12.407	1:22.979	25.123	27.453	30.403	
10	12:48:34.886	1:22.479	25.112	27.446	29.921	
11	12:49:57.428	1:22.542	25.030	27.514	29.998	
12	12:51:19.807	1:22.379	25.026	27.505	29.848	

(77) Michael Wörn						
1	12:33:00.714	1:53.031		35.070	33.308	
2	12:34:25.542	1:24.828	26.069	28.091	30.668	
3	12:35:51.571	1:26.029	27.212	28.666	30.151	
p4	12:38:27.674	2:36.103				
5	12:40:55.507	2:27.833	48.470	57.191	42.355	
6	12:42:20.640	1:25.133	26.755	28.390	29.988	
7	12:43:43.110	1:22.470	24.981	27.680	29.809	
p8	12:45:55.678	2:12.568	24.951	27.572		46.866
9	12:47:24.781	1:29.103		27.367	31.060	
10	12:48:47.392	1:22.611	25.163	27.625	29.823	
11	12:50:10.171	1:22.779	25.304	27.480	29.995	

(1) Tobias Brink						
1	12:32:07.369	1:59.661		41.656	34.378	
2	12:33:32.438	1:25.069	26.202	28.157	30.710	
3	12:34:55.903	1:23.465	25.605	27.719	30.141	
p4	12:40:46.539	5:50.636	27.288	29.578		4:12.639
5	12:42:26.628	1:40.089		31.039	33.846	
6	12:43:49.291	1:22.663	25.320	27.466	29.877	
7	12:45:11.859	1:22.568	25.216	27.429	29.923	
p8	12:47:10.828	1:58.969	25.125	27.669		24.819
9	12:49:00.710	1:49.882		41.114	32.511	
10	12:50:23.290	1:22.580	25.021	27.355	30.204	

(96) Marcus Palmér						
1	12:32:22.139	2:07.675	46.066	43.639	39.189	
2	12:34:07.350	1:45.211	31.949	37.864	35.398	
3	12:35:33.615	1:26.265	27.588	28.258	30.419	
p4	12:39:29.925	3:56.310				2:14.559
5	12:41:50.240	2:20.315	41.662	43.911	55.924	

STCC Grande Finale Mantorp Park

Camaro Cup

Mantorp Park 3,106 Km

Qualifying

2010-10-01 12:30

Qualifying (20:00 Time) started at 12:30:00

Lap	Time of Day	Lap Tm	S1 Tm	S2 Tm	S3 Tm	PT Tm
6	12:43:14.295	1:24.055	25.551	27.866	30.638	
7	12:44:36.984	1:22.689	25.179	27.238	30.272	
8	12:46:00.105	1:23.121	25.359	27.521	30.241	
9	12:47:23.248	1:23.143	25.440	27.466	30.237	
10	12:48:46.586	1:23.338	25.210	27.500	30.628	

(37) Ole Martin Lindum						
1	12:32:41.911	1:51.948		39.779	33.845	
2	12:34:13.447	1:31.536	31.894	29.332	30.310	
3	12:35:37.599	1:24.152	25.766	28.045	30.341	
p4	12:40:16.624	4:39.025	28.404	43.768		2:43.780
5	12:41:53.527	1:36.903		29.330	33.342	
6	12:43:19.022	1:25.495	26.603	27.774	31.118	
7	12:44:48.458	1:29.436	27.479	28.650	33.307	
8	12:46:15.646	1:27.188	25.767	29.583	31.838	
9	12:47:43.208	1:27.562	25.421	30.124	32.017	
10	12:49:06.051	1:22.843	25.516	27.391	29.936	

(48) Magnus Krokström						
1	12:33:01.430	1:50.372	43.544	34.748	33.235	
2	12:34:26.143	1:24.713	25.985	28.113	30.615	
3	12:35:53.257	1:27.114	27.072	28.503	31.539	
4	12:38:28.555	2:35.298	45.971	55.875	53.452	
5	12:40:56.434	2:27.879	48.479	56.710	42.690	
6	12:42:21.232	1:24.798	26.263	28.501	30.034	
7	12:43:44.775	1:23.543	25.387	27.876	30.280	
8	12:45:07.771	1:22.996	25.336	27.557	30.103	
9	12:46:32.839	1:25.068	26.488	28.351	30.229	
10	12:47:55.865	1:23.026	25.143	27.618	30.265	

(83) Patric Sundel						
1	12:32:52.409	1:50.182		34.585	35.332	
2	12:34:23.595	1:31.186	29.337	29.936	31.913	
3	12:35:54.118	1:30.523	28.816	29.942	31.765	
4	12:38:30.218	2:36.100	46.635	55.399	54.066	
5	12:40:57.716	2:27.498	48.292	55.967	43.239	
6	12:42:23.783	1:26.067	26.386	28.898	30.783	
7	12:43:47.532	1:23.749	25.409	27.714	30.626	
8	12:45:10.719	1:23.187	25.129	27.765	30.293	
p9	12:48:38.479	3:27.760	25.111	28.179		1:58.371
10	12:50:11.251	1:32.772		29.667	30.430	

(22) Peo Norén						
1	12:32:43.066	1:50.897	40.431	38.271	33.367	
2	12:34:16.617	1:33.551	31.354	31.424	30.773	
3	12:35:41.366	1:24.749	25.975	28.486	30.288	
p4	12:40:26.861	4:45.495				2:43.920
5	12:42:08.133	1:41.272	35.399	32.896	33.162	
6	12:43:35.679	1:27.546	27.339	29.949	30.258	
7	12:44:59.133	1:23.454	25.405	28.082	29.967	
8	12:46:23.043	1:23.910	25.352	28.076	30.482	
p9	12:48:48.616	2:25.573	26.744	28.936		50.839
10	12:50:20.231	1:31.615		28.403	31.183	

(45) Jörgen Eriksson						
1	12:32:32.558	2:00.952	46.012	38.107	37.038	
2	12:34:01.177	1:28.619	28.497	29.121	31.001	
3	12:35:25.516	1:24.339	25.885	27.731	30.723	
p4	12:38:43.852	3:18.336				1:34.971
5	12:41:07.337	2:23.485	50.598	53.799	39.395	
6	12:42:33.569	1:26.232	26.656	28.397	31.179	
7	12:43:58.539	1:24.970	25.783	27.776	31.411	
8	12:45:24.231	1:25.692	26.584	28.710	30.398	
9	12:46:47.801	1:23.570	25.475	27.627	30.468	
10	12:48:11.432	1:23.631	25.543	27.895	30.193	
11	12:49:35.955	1:24.523	25.669	27.678	31.176	

(95) Mikael Eklund						
1	12:33:03.545	1:58.395		38.694	33.599	
2	12:34:31.914	1:28.369	27.261	28.427	32.681	
3	12:35:57.421	1:25.507	26.271	27.937	31.299	
4	12:38:32.566	2:35.145	46.181	55.801	53.163	
5	12:41:01.220	2:28.654	49.476	55.554	43.624	
6	12:42:28.617	1:27.397	27.208	28.648	31.541	
7	12:43:52.843	1:24.226	25.599	27.614	31.013	
8	12:45:16.670	1:23.827	25.607	27.804	30.416	
p9	12:49:09.455	3:52.785	25.996	28.125		2:20.749
10	12:50:42.289	1:32.834		27.589	32.129	

(98) Stein Frederic Akre						
1	12:32:40.451	1:58.575		40.577	35.926	
2	12:34:19.364	1:38.913	33.340	32.603	32.970	
3	12:35:46.007	1:26.643	26.523	28.693	31.427	
p4	12:40:36.557	4:50.550	48.973	57.400		2:12.042
5	12:42:12.160	1:35.603		29.472	31.458	
6	12:43:38.066	1:25.906	26.034	28.987	30.885	
7	12:45:02.953	1:24.887	26.553	28.221	30.113	
8	12:46:26.909	1:23.956	25.546	27.926	30.484	
9	12:47:52.516	1:25.607	25.963	28.302	31.342	
10	12:49:16.594	1:24.078	25.847	27.951	30.280	
11	12:50:43.677	1:27.083	27.108	27.900	32.075	

(21) Jan Nilsson						
1	12:32:41.329	1:54.429	41.299	39.976	34.250	
2	12:34:12.020	1:30.691	30.448	29.092	31.151	
3	12:35:38.608	1:26.588	26.403	28.818	31.367	
p4	12:39:37.746	3:59.138				1:58.241
5	12:41:53.955	2:16.209	43.183	43.860	50.307	
6	12:43:20.779	1:26.824	26.822	28.952	31.050	
7	12:44:56.447	1:35.668	26.251	28.983	40.434	
8	12:46:21.646	1:25.199	25.813	28.392	30.994	
9	12:47:47.689	1:26.043	25.923	29.045	31.075	
10	12:49:11.665	1:23.976	25.615	27.777	30.584	
11	12:50:44.752	1:33.087	25.812	28.238	39.037	

(99) Håkan Ricknäs						
1	12:33:21.570	2:01.470		39.301	33.724	
2	12:34:48.989	1:27.419	27.164	28.679	31.576	
p3	12:38:53.271	4:04.282	26.220	28.692		2:27.712
4	12:41:37.318	2:44.047		54.346	57.314	
5	12:43:02.566	1:25.248	26.465	28.248	30.535	
6	12:44:27.638	1:25.072	26.084	28.341	30.647	
7	12:45:52.199	1:24.561	26.161	27.844	30.556	
8	12:47:16.759	1:24.560	25.796	27.924	30.840	
9	12:48:43.665	1:26.906	27.705	28.284	30.917	
10	12:50:08.301	1:24.636	26.152	27.877	30.607	

(52) Tommie Eliasson						
1	12:32:27.394	2:01.126	43.149	40.357	38.829	
2	12:33:55.846	1:28.452	28.178	29.084	31.190	
3	12:35:21.298	1:25.452	26.324	28.113	31.015	
p4	12:39:26.460	4:05.162	26.508	30.838		2:24.926
5	12:41:42.482	2:16.022		40.922	53.080	
6	12:43:09.371	1:26.889	27.281	28.376	31.232	
7	12:44:33.943	1:24.572	26.051	27.748	30.773	
8	12:45:58.847	1:24.904	25.975	27.994	30.935	
9	12:47:24.645	1:25.798	25.783	28.246	31.769	
10	12:48:50.204	1:25.559	26.467	28.015	31.077	
11	12:50:15.854	1:25.650	26.442	27.964	31.244	

(64) Marcus Larsson						
1	12:32:27.394	2:01.126	43.149	40.357	38.829	
2	12:33:55.846	1:28.452	28.178	29.084	31.190	
3	12:35:21.298	1:25.452	26.324	28.113	31.015	
p4	12:39:26.460	4:05.162	26.508	30.838		2:24.926
5	12:41:42.482	2:16.022		40.922	53.080	
6	12:43:09.371	1:26.889	27.281	28.376	31.232	
7	12:44:33.943	1:24.572	26.051	27.748	30.773	
8	12:45:58.847	1:24.904	25.975	27.994	30.935	
9	12:47:24.645	1:25.798	25.783	28.246	31.769	
10	12:48:50.204	1:25.559	26.467	28.015	31.077	
11	12:50:15.854	1:25.650	26.442	27.964	31.244	

STCC Grande Finale Mantorp Park

Camaro Cup

Mantorp Park 3,106 Km

Qualifying

2010-10-01 12:30

Qualifying (20:00 Time) started at 12:30:00

Lap	Time of Day	Lap Tm	S1 Tm	S2 Tm	S3 Tm	PT Tm
1	12:32:22.540	2:06.137		44.492	37.985	
2	12:33:49.652	1:27.112	27.279	28.339	31.494	
3	12:35:15.793	1:26.141	26.562	28.578	31.001	
p4	12:39:59.822	4:44.029	26.611	33.182		3:06.290
5	12:41:52.197	1:52.375		43.463	33.327	
6	12:43:20.549	1:28.352	26.993	29.298	32.061	
7	12:44:50.797	1:30.248	26.968	28.949	34.331	
8	12:46:16.294	1:25.497	25.958	27.924	31.615	

(84) Richard Berggren

1	12:33:12.230	1:57.966	43.500	36.972	38.627	
2	12:34:54.426	1:42.196	29.834	30.957	41.405	
3	12:36:29.110	1:34.684	29.890	30.892	33.902	
4	12:38:41.000	2:11.890	34.187	48.202	49.501	
5	12:41:05.519	2:24.519	51.132	54.565	38.822	
6	12:42:32.266	1:26.747	27.079	28.582	31.086	
7	12:43:58.209	1:25.943	26.237	28.222	31.484	

(40) Simon Reinberth

1	12:33:22.499	1:59.772		38.960	33.627	
2	12:34:50.257	1:27.758	27.061	29.066	31.631	
3	12:36:21.012	1:30.755	26.227	29.380	35.148	
p4	12:39:51.172	3:30.160	33.211	48.644		1:16.889
5	12:41:55.564	2:04.392		43.155	38.662	
6	12:43:21.608	1:26.044	26.257	28.648	31.139	
7	12:44:52.135	1:30.527	26.224	29.920	34.383	
8	12:46:18.708	1:26.573	26.049	28.760	31.764	
9	12:47:49.654	1:30.946	26.256	31.970	32.720	
10	12:49:16.213	1:26.559	26.585	28.682	31.292	
11	12:50:49.033	1:32.820	27.022	31.712	34.086	

(76) Görgen Ohlsson

1	12:31:45.968	1:43.196	38.619	32.633	33.312	
2	12:33:16.553	1:30.585	28.545	29.992	32.048	
3	12:34:45.589	1:29.036	26.921	29.883	32.232	
p4	12:42:03.446	7:17.857				53.487
5	12:43:37.624	1:34.178	33.485	30.093	31.532	
6	12:45:06.511	1:28.887	27.421	29.819	31.647	
7	12:46:34.530	1:28.019	27.315	29.081	31.623	
8	12:48:04.135	1:29.605	27.761	29.800	32.044	
9	12:49:31.843	1:27.708	26.751	29.448	31.509	
10	12:50:58.664	1:26.821	26.406	28.692	31.723	

(4) Hampus Lindkvist

1	12:32:48.598	1:48.914		33.408	34.314	
2	12:34:20.598	1:32.000	28.630	30.336	33.034	
3	12:35:48.822	1:28.224	27.296	29.119	31.809	
p4	12:40:51.204	5:02.382	47.947	56.715		2:23.608
5	12:42:30.077	1:38.873		30.228	31.865	
6	12:43:58.135	1:28.058	26.929	28.862	32.267	
7	12:45:26.783	1:28.648	27.873	28.972	31.803	
8	12:46:53.839	1:27.056	26.678	28.735	31.643	

(20) Andre Andersson

1	12:32:28.848	2:00.097		39.778	39.789	
2	12:34:03.374	1:34.526	29.230	31.904	33.392	
3	12:35:33.632	1:30.258	27.623	29.820	32.815	
p4	12:39:28.495	3:54.863	30.411	35.930		2:04.649
5	12:41:43.831	2:15.336		40.243	53.889	
6	12:43:16.425	1:32.594	28.534	30.360	33.700	
7	12:44:45.164	1:28.739	26.774	29.714	32.251	
8	12:46:16.778	1:31.614	27.133	29.190	35.291	
9	12:47:44.881	1:28.103	26.484	29.412	32.207	
10	12:49:14.231	1:29.350	26.877	30.119	32.354	
11	12:50:45.220	1:30.989	27.079	29.369	34.541	

(91) Jörgen Edström

p1	12:36:19.394	5:33.539		40.287		3:18.757
2	12:38:34.962	2:15.568		45.451	49.727	
p3	12:46:12.928	7:37.966	49.099	56.713		5:04.193
4	12:47:53.945	1:41.017		30.207	34.181	
5	12:49:23.786	1:29.841	27.873	29.461	32.507	
6	12:50:53.696	1:29.910	28.071	29.243	32.596	

(57) Daniel Svensson

1	12:32:30.452	1:59.712		39.376	38.438	
2	12:34:05.087	1:34.635	29.878	30.655	34.102	
3	12:35:37.579	1:32.492	29.030	30.118	33.344	
p4	12:40:20.099	4:42.520	30.477	42.957		2:41.994
5	12:42:03.393	1:43.294		31.348	34.101	
6	12:43:35.138	1:31.745	28.582	30.437	32.726	
7	12:45:05.488	1:30.350	28.147	30.060	32.143	
8	12:46:36.197	1:30.709	27.997	30.267	32.445	
9	12:48:06.445	1:30.248	27.910	29.876	32.462	
10	12:49:38.289	1:31.844	28.794	29.954	33.096	
11	12:51:08.338	1:30.049	28.014	29.736	32.299	

(44) Maggan J Hagman

1	12:32:51.950	1:53.925		35.069	36.467	
p2	12:39:11.531	6:19.581	29.082	31.910		4:24.425
3	12:41:41.944	2:30.413		49.014	54.049	
4	12:43:20.960	1:39.016	29.780	31.792	37.444	
5	12:44:53.955	1:32.995	29.469	30.082	33.444	
6	12:46:24.245	1:30.290	27.177	29.944	33.169	
7	12:47:55.670	1:31.425	27.937	30.251	33.237	
8	12:49:26.578	1:30.908	28.186	29.940	32.782	
9	12:50:56.727	1:30.149	27.250	30.017	32.882	

(46) Christer Öhlin

1	12:32:39.982	2:02.589	45.097	41.233	37.367	
2	12:34:21.588	1:41.606	32.628	33.089	35.889	
3	12:35:57.114	1:35.526	30.178	31.374	33.974	
4	12:38:31.412	2:34.298	45.069	55.907	53.322	
5	12:41:00.788	2:29.376	48.955	56.047	44.374	
6	12:42:36.256	1:35.468	30.703	31.115	33.650	
7	12:44:08.193	1:31.937	29.791	29.647	32.499	
8	12:45:42.275	1:34.082	29.227	30.810	34.045	
9	12:47:14.655	1:32.380	29.506	29.559	33.315	
10	12:48:46.337	1:31.682	29.347	29.556	32.779	
11	12:50:19.165	1:32.828	28.711	30.226	33.891	

STCC Grande Finale Mantorp Park


Camaro Cup

Mantorp Park 3,106 Km

Startgrid Heat 1

2010-10-01 16:05

Race (15:00 or 9 Laps)



POLE POSITION

Rolling Start

	1	2
1	16 Alexander Graff 1:21.014	47 Fredrik Ros 1:21.259
2	17 Tomas Engström 1:21.386	6 Per-Gunnar Andersson 1:21.470
3	9 Peggen Andersson 1:21.913	5 Andreas Ahlberg 1:22.184
4	7 Ted Brink 1:22.338	8 Mikael Granberg 1:22.379
5	77 Michael Wärn 1:22.470	10 Tobias Brink 1:22.568
6	96 Marcus Palmér 1:22.689	12 37 Ole Martin Lindum 1:22.843
7	48 Magnus Krokström 1:22.996	14 83 Patric Sundel 1:23.187
8	22 Peo Norén 1:23.454	16 45 Jörgen Eriksson 1:23.570
9	95 Mikael Eklund 1:23.827	18 98 Stein Frederic Akre 1:23.956
10	21 Jan Nilsson 1:23.976	20 99 Håkan Ricknäs 1:24.560
11	52 Tommie Eliasson 1:24.572	22 64 Marcus Larsson 1:25.497
12	84 Richard Berggren 1:25.943	24 40 Simon Reinberth 1:26.044
13	4 Hampus Lindkvist 1:27.056	26 20 Andre Andersson 1:28.103
14	76 Görgen Ohlsson 1:29.036	28 91 Jörgen Edström 1:29.841

STCC Grande Finale Mantorp Park


Camaro Cup

Mantorp Park 3,106 Km

Startgrid Heat 1

2010-10-01 16:05

Race (15:00 or 9 Laps)



15

29

57 Daniel Svensson
1:30.049

30

44 Maggan J Hagman
1:30.149

16

31

46 Christer Ohlin
1:31.682

32

69 Anders Brofalk

STCC Grande Finale Mantorp Park

Camaro Cup

Mantorp Park 3,106 Km

Heat 1 **-NEW-**

2010-10-01 16:05

Race (15:00 or 9 Laps) started at 16:14:11

Pos	No.	Name	Entrant	Make	Nat./Club	Total Tm	Laps	Diff	Best Tm	Ø km/h
1	16	Alexander Graff	Brings Racing	Chevrolet Camaro	SWE-SSK	12:22.132	9		1:21.397	135,602
2	17	Tomas Engström	Brings Racing	Chevrolet Camaro	SWE-SMK Hedemora	12:26.012	9	3.880	1:21.633	134,896
3	47	Fredrik Ros	Emeren Motorsport	Chevrolet Camaro	SWE-SMK Sundsvall	12:28.317	9	6.185	1:21.218	134,481
4	5	Andreas Ahlberg		Chevrolet Camaro	SWE-SMK Hedemora	12:29.523	9	7.391	1:21.936	134,265
5	37	Ole Martin Lindum	Ole Martin Lindum	Chevrolet Camaro	NOR-NMK Hurum	12:38.068	9	15.936	1:22.369	132,751
6	48	Magnus Krokström	Memphis Racing	Chevrolet Camaro	SWE-Skene MS	12:38.898	9	16.766	1:22.911	132,606
7	45	Jörgen Eriksson	Emerén Motorsport	Chevrolet Camaro	SWE-Rättvik Racing	12:39.726	9	17.594	1:22.816	132,461
8	98	Stein Frederic Akre		Chevrolet Camaro	NOR-Nmk Trysil	12:42.632	9	20.500	1:22.813	131,957
9	83	Patric Sundel	Memphis Racing	Chevrolet Camaro	SWE-Hyllinge MS	12:44.032	9	21.900	1:22.471	131,715
10	6	Per-Gunnar Andersson	Bryntesson Motor Sport	Chevrolet Camaro	SWE-Årjäng MK	12:45.052	9	22.920	1:22.065	131,539
11	69	Anders Brofalk	Bryntesson Motor Sport	Chevrolet Camaro	SWE-Kocktorps MK	12:49.241	9	27.109	1:21.842	130,823
12	95	Mikael Eklund	Team Nya Åkeriet Örebro	Chevrolet Camaro	SWE-Teknis Motor Club	12:51.313	9	29.181	1:23.646	130,472
13	52	Tommie Eliasson	Orange Performance	Chevrolet Camaro	SWE-Kristianstads KK	12:51.948	9	29.816	1:23.362	130,364
14	77	Michael Wärn	Memphis Racing	Chevrolet Camaro	SWE-Karlskoga MF	12:59.156	9	37.024	1:22.024	129,158
15	99	Håkan Ricknäs	Westlife Racing	Chevrolet Camaro	SWE-KAK	13:02.773	9	40.641	1:24.136	128,561
16	64	Marcus Larsson	Bryntesson Motor Sport	Chevrolet Camaro	SWE-Bohus RC	13:07.438	9	45.306	1:25.419	127,800
17	21	Jan Nilsson		Chevrolet Camaro	SWE-Vasteras Mk	13:07.732	9	45.600	1:24.903	127,752
18	40	Simon Reinberth	Eljasmotorsport	Chevrolet Camaro	SWE-Borlänge MK	13:17.455	9	55.323	1:26.127	126,194
19	4	Hampus Lindkvist	Memphis Racing	Chevrolet Camaro	SWE-Rättvik RC	13:22.793	9	1:00.661	1:26.276	125,355
20	1	Tobias Brink		Chevrolet Camaro	SWE-SMK Hörby	13:26.647	9	1:04.515	1:23.304	124,756
21	20	Andre Andersson	Orange Performance	Chevrolet Camaro	SWE-Malmö AK	13:33.544	9	1:11.412	1:27.225	123,699
22	91	Jörgen Edström	MPS Motorsport	Chevrolet Camaro	SWE-Vallentuna MK	13:40.267	9	1:18.135	1:28.436	122,685
23	44	Maggan J Hagman		Chevrolet Camaro	SWE-Fägre Motorklubb	13:42.235	9	1:20.103	1:28.071	122,391
24	57	Daniel Svensson	Lundstöm Motorsport	Chevrolet Camaro	SWE-Anderstorp RC	13:42.353	9	1:20.221	1:28.499	122,374
25	46	Christer Ohlin	Emeren Motorsport	Chevrolet Camaro	SWE-Mälarsöarna MK	13:00.918	8	1 Lap	1:32.929	114,548
26	9	Peggen Andersson		Chevrolet Camaro	SWE-Falkenbergs MK	9:42.197	7	2 Laps	1:22.310	134,441

Not classified (75% = 6 Laps)

DNF	22	Peo Norén	Bilspport & MC By CaWalli	Chevrolet Camaro	SWE-Hyllinge MS	7:15.633	5	DNF	1:24.083	128,337
DNF	8	Mikael Granberg	Wwww.Fini.Se	Chevrolet Camaro	SWE-Falkenbergs MK	2:50.050	2	DNF	1:23.686	131,510
DNF	7	Ted Brink		Chevrolet Camaro	SWE-SMK Hörby	2:51.041	2	DNF	1:22.745	130,748
DNF	76	Görgen Ohlsson		Chevrolet Camaro	SWE-Anderstorp RC	1:46.874	1	DNF	1:37.952	104,624
DQ	96	Marcus Palmér	Bryntesson Motor Sport	Chevrolet Camaro	SWE-KAK	12:41.667	9	DQ	1:22.623	132,124
DNS	84	Richard Berggren	Memphis Racing	Chevrolet Camaro	SWE-KAK			DNS		-

Announcements

Weather: cloudy, 13 degrees, dry track

These results are provisional until the conclusion of any judicial and technical matters

Started: 31 Classified: 26 Not classified: 5

No 77 time penalty 30 sec. / reason overtaking under yellow

No 96 excluded of Heat 1 / reason ignored black flag

Margin of Victory	Ø km/h	Best Lap Tm	km/h	Best Lap by
3.880	135,602	1:21.218	137,674	47 - Fredrik Ros

STCC Grande Finale Mantorp Park

Camaro Cup

Mantorp Park 3,106 Km

Heat 1

2010-10-01 16:05

Race (15:00 and 9 Laps) started at 16:14:11

Lap	Time of Day	Lap Tm	S1 Tm	S2 Tm	S3 Tm	PT Tm
(16) Alexander Graff						
1	16:15:35.061	1:23.751	26.443	27.439	29.869	
2	16:16:56.458	1:21.397	24.836	27.059	29.502	
3	16:18:18.476	1:22.018	24.942	27.322	29.754	
4	16:19:40.657	1:22.181	24.781	27.335	30.065	
5	16:21:02.440	1:21.783	24.846	27.282	29.655	
6	16:22:24.361	1:21.921	24.702	27.355	29.864	
7	16:23:46.886	1:22.525	24.934	27.553	30.038	
8	16:25:09.535	1:22.649	25.151	27.545	29.953	
9	16:26:33.608	1:24.073	24.975	27.646	31.452	

Lap	Time of Day	Lap Tm	S1 Tm	S2 Tm	S3 Tm	PT Tm
(17) Tomas Engström						
1	16:15:34.026	1:22.549	25.680	27.134	29.735	
2	16:16:56.009	1:21.983	25.033	27.192	29.758	
3	16:18:17.848	1:21.839	25.010	27.127	29.702	
4	16:19:40.518	1:22.670	25.067	27.411	30.192	
5	16:21:03.293	1:22.775	25.575	27.248	29.952	
6	16:22:24.926	1:21.633	24.900	27.120	29.613	
7	16:23:51.016	1:26.090	24.867	27.426	33.797	
8	16:25:13.629	1:22.613	25.173	27.335	30.105	
9	16:26:37.488	1:23.859	25.369	27.731	30.759	

Lap	Time of Day	Lap Tm	S1 Tm	S2 Tm	S3 Tm	PT Tm
(47) Fredrik Ros						
1	16:15:38.974	1:27.667	28.582	27.814	31.271	
2	16:17:00.478	1:21.504	25.108	26.819	29.577	
3	16:18:21.696	1:21.218	24.747	26.895	29.576	
4	16:19:45.351	1:23.655	25.467	27.610	30.578	
5	16:21:07.745	1:22.394	25.864	27.029	29.501	
6	16:22:30.104	1:22.359	24.738	27.008	30.613	
7	16:23:53.269	1:23.165	25.671	27.071	30.423	
8	16:25:15.868	1:22.599	25.085	27.155	30.359	
9	16:26:39.793	1:23.925	25.536	27.896	30.493	

Lap	Time of Day	Lap Tm	S1 Tm	S2 Tm	S3 Tm	PT Tm
(77) Michael Wärm						
1	16:15:40.299	1:27.927	27.841	28.017	32.069	
2	16:17:03.035	1:22.736	25.271	27.462	30.003	
3	16:18:25.835	1:22.800	25.071	27.716	30.013	
4	16:19:47.859	1:22.024	24.941	27.281	29.802	
5	16:21:10.278	1:22.419	25.215	27.355	29.849	
6	16:22:32.316	1:22.038	25.061	27.281	29.696	
7	16:23:54.696	1:22.380	25.134	27.130	30.116	
8	16:25:18.224	1:23.528	25.032	27.810	30.686	
9	16:26:40.632	1:22.408	25.015	27.255	30.138	

Lap	Time of Day	Lap Tm	S1 Tm	S2 Tm	S3 Tm	PT Tm
(5) Andreas Ahlberg						
1	16:15:40.761	1:28.975	28.874	28.130	31.971	
2	16:17:03.534	1:22.773	25.319	27.629	29.825	
3	16:18:26.170	1:22.636	25.277	27.663	29.696	
4	16:19:48.888	1:22.718	25.271	27.772	29.675	
5	16:21:11.025	1:22.137	25.098	27.366	29.673	
6	16:22:32.961	1:21.936	25.049	27.391	29.496	
7	16:23:55.132	1:22.171	25.016	27.408	29.747	
8	16:25:17.748	1:22.616	25.217	27.441	29.958	
9	16:26:40.999	1:23.251	25.147	27.911	30.193	

Lap	Time of Day	Lap Tm	S1 Tm	S2 Tm	S3 Tm	PT Tm
(37) Ole Martin Lindum						
1	16:15:42.072	1:29.590	28.833	28.707	32.050	
2	16:17:07.124	1:25.052	25.902	28.143	31.007	
3	16:18:32.379	1:25.255	25.947	28.263	31.045	
4	16:19:55.822	1:23.443	25.910	27.434	30.099	
5	16:21:18.551	1:22.729	25.200	27.282	30.247	
6	16:22:41.066	1:22.515	25.404	27.214	29.897	
7	16:24:03.435	1:22.369	25.018	27.418	29.933	
8	16:25:26.356	1:22.921	25.061	27.617	30.243	
9	16:26:49.544	1:23.188	24.997	27.890	30.301	

Lap	Time of Day	Lap Tm	S1 Tm	S2 Tm	S3 Tm	PT Tm
(48) Magnus Krokström						
1	16:15:42.672	1:29.786	28.689	29.339	31.758	
2	16:17:06.799	1:24.127	25.737	27.485	30.905	
3	16:18:30.079	1:23.280	25.210	27.741	30.329	
4	16:19:53.545	1:23.466	25.483	27.843	30.140	
5	16:21:16.744	1:23.199	25.359	27.746	30.094	
6	16:22:39.707	1:22.963	25.350	27.729	29.884	
7	16:24:02.618	1:22.911	25.207	27.606	30.098	
8	16:25:26.272	1:23.654	25.359	27.855	30.440	
9	16:26:50.374	1:24.102	25.626	28.012	30.464	

Lap	Time of Day	Lap Tm	S1 Tm	S2 Tm	S3 Tm	PT Tm
(45) Jörgen Eriksson						
1	16:15:43.537	1:30.134	28.665	29.393	32.076	
2	16:17:07.562	1:24.025	25.798	27.409	30.818	
3	16:18:32.036	1:24.474	25.778	27.734	30.962	
4	16:19:55.412	1:23.376	25.323	27.642	30.411	
5	16:21:18.228	1:22.816	25.121	27.489	30.206	
6	16:22:41.873	1:23.645	25.311	27.916	30.418	
7	16:24:04.812	1:22.939	25.123	27.740	30.076	
8	16:25:27.924	1:23.112	25.084	27.877	30.151	
9	16:26:51.202	1:23.278	25.313	27.606	30.359	

Lap	Time of Day	Lap Tm	S1 Tm	S2 Tm	S3 Tm	PT Tm
(96) Marcus Palmér						
1	16:15:41.640	1:29.104	28.442	28.674	31.988	
2	16:17:06.662	1:25.022	25.989	28.087	30.946	
3	16:18:31.758	1:25.096	26.060	28.039	30.997	
4	16:19:56.651	1:24.893	26.240	27.882	30.771	
5	16:21:19.583	1:22.932	25.369	27.579	29.984	
6	16:22:42.670	1:23.087	25.361	27.585	30.141	
7	16:24:05.383	1:22.713	25.398	27.310	30.005	
8	16:25:30.520	1:25.137	25.371	28.953	30.813	
9	16:26:53.143	1:22.623	25.384	27.447	29.792	

Lap	Time of Day	Lap Tm	S1 Tm	S2 Tm	S3 Tm	PT Tm
(98) Stein Frederic Akre						
1	16:15:45.272	1:31.342	28.842	29.368	33.132	
2	16:17:08.921	1:23.649	25.991	27.736	29.922	
3	16:18:32.857	1:23.936	25.230	27.911	30.795	
4	16:19:56.912	1:24.055	25.928	27.677	30.450	
5	16:21:20.215	1:23.303	25.582	27.464	30.257	
6	16:22:43.122	1:22.907	25.142	27.476	30.289	
7	16:24:05.935	1:22.813	25.280	27.425	30.108	
8	16:25:30.936	1:25.001	25.241	28.751	31.009	
9	16:26:54.108	1:23.172	25.355	27.686	30.131	

Lap	Time of Day	Lap Tm	S1 Tm	S2 Tm	S3 Tm	PT Tm
(83) Patric Sundel						
1	16:15:46.397	1:33.374	29.415	30.016	33.943	
2	16:17:10.504	1:24.107	25.659	27.796	30.652	
3	16:18:34.042	1:23.538	25.285	27.848	30.405	
4	16:19:57.829	1:23.787	25.524	27.826	30.437	
5	16:21:21.203	1:23.374	25.357	27.738	30.279	
6	16:22:44.680	1:23.477	25.260	27.861	30.356	
7	16:24:07.151	1:22.471	25.008	27.382	30.081	
8	16:25:31.539	1:24.388	24.896	28.322	31.170	
9	16:26:55.508	1:23.969	25.417	27.687	30.865	

Lap	Time of Day	Lap Tm	S1 Tm	S2 Tm	S3 Tm	PT Tm
(6) Per-Gunnar Andersson						
1	16:15:53.183	1:41.575	27.305	27.472	46.798	
2	16:17:18.206	1:25.023	26.772	27.710	30.541	
3	16:18:41.744	1:23.538	25.552	28.003	29.983	
4	16:20:04.293	1:22.549	25.029	27.730	29.790	
5	16:21:27.082	1:22.789	25.092	27.543	30.154	
6	16:22:49.433	1:22.351	24.909	27.433	30.009	
7	16:24:12.099	1:22.666	24.766	27.561	30.339	
8	16:25:34.463	1:22.364	24.741	27.755	29.868	
9	16:26:56.528	1:22.065	24.739	27.667	29.659	

STCC Grande Finale Mantorp Park

Camaro Cup

Mantorp Park 3,106 Km

Heat 1

2010-10-01 16:05

Race (15:00 and 9 Laps) started at 16:14:11

Lap	Time of Day	Lap Tm	S1 Tm	S2 Tm	S3 Tm	PT Tm
(69) Anders Brofalk						
1	16:15:55.087	1:35.179	28.525	29.587	37.067	
2	16:17:19.579	1:24.492	26.250	27.768	30.474	
3	16:18:43.087	1:23.508	25.393	27.908	30.207	
4	16:20:06.413	1:23.326	25.640	27.736	29.950	
5	16:21:28.255	1:21.842	24.892	27.210	29.740	
6	16:22:50.516	1:22.261	25.488	27.117	29.656	
7	16:24:13.264	1:22.748	25.351	27.357	30.040	
8	16:25:37.721	1:24.457	25.501	28.343	30.613	
9	16:27:00.717	1:22.996	25.437	27.518	30.041	

Lap	Time of Day	Lap Tm	S1 Tm	S2 Tm	S3 Tm	PT Tm
(95) Mikael Eklund						
1	16:15:47.852	1:33.986	29.295	29.571	35.120	
2	16:17:12.582	1:24.730	26.128	27.943	30.659	
3	16:18:36.969	1:24.387	25.480	28.340	30.567	
4	16:20:00.782	1:23.813	25.535	28.087	30.191	
5	16:21:24.428	1:23.646	25.532	27.619	30.495	
6	16:22:48.081	1:23.653	25.145	28.236	30.272	
7	16:24:12.510	1:24.429	25.380	27.677	31.372	
8	16:25:38.002	1:25.492	25.873	28.420	31.199	
9	16:27:02.789	1:24.787	26.063	28.119	30.605	

Lap	Time of Day	Lap Tm	S1 Tm	S2 Tm	S3 Tm	PT Tm
(52) Tommie Eliasson						
1	16:15:49.056	1:34.166	29.182	29.637	35.347	
2	16:17:13.756	1:24.700	26.107	27.534	31.059	
3	16:18:38.379	1:24.623	25.730	28.010	30.883	
4	16:20:02.199	1:23.820	25.556	27.601	30.663	
5	16:21:25.561	1:23.362	25.388	27.558	30.416	
6	16:22:49.793	1:24.232	25.414	27.724	31.094	
7	16:24:14.303	1:24.510	25.625	28.050	30.835	
8	16:25:38.330	1:24.027	25.723	27.573	30.731	
9	16:27:03.424	1:25.094	26.305	27.928	30.861	

Lap	Time of Day	Lap Tm	S1 Tm	S2 Tm	S3 Tm	PT Tm
(99) Håkan Ricknäs						
1	16:15:52.826	1:38.041	30.382	29.852	37.807	
2	16:17:19.690	1:26.864	26.670	27.750	32.444	
3	16:18:44.647	1:24.957	26.255	28.265	30.437	
4	16:20:09.161	1:24.514	25.875	27.976	30.663	
5	16:21:35.347	1:26.186	26.763	28.016	31.407	
6	16:22:59.490	1:24.143	25.919	27.890	30.334	
7	16:24:23.626	1:24.136	25.672	28.253	30.211	
8	16:25:48.769	1:25.143	25.599	28.646	30.898	
9	16:27:14.249	1:25.480	26.248	28.296	30.936	

Lap	Time of Day	Lap Tm	S1 Tm	S2 Tm	S3 Tm	PT Tm
(64) Marcus Larsson						
1	16:15:50.924	1:35.643	29.190	29.704	36.749	
2	16:17:17.141	1:26.217	26.575	28.224	31.418	
3	16:18:43.385	1:26.244	26.291	28.826	31.127	
4	16:20:08.910	1:25.525	26.132	28.353	31.040	
5	16:21:35.695	1:26.785	26.596	28.381	31.808	
6	16:23:01.176	1:25.481	26.406	28.047	31.028	
7	16:24:26.595	1:25.419	26.245	28.025	31.149	
8	16:25:52.451	1:25.856	26.118	28.498	31.240	
9	16:27:18.914	1:26.463	26.107	28.496	31.860	

Lap	Time of Day	Lap Tm	S1 Tm	S2 Tm	S3 Tm	PT Tm
(21) Jan Nilsson						
1	16:15:49.808	1:35.382	29.180	30.333	35.869	
2	16:17:15.784	1:25.976	26.456	28.592	30.928	
3	16:18:41.861	1:26.077	26.017	28.480	31.580	
4	16:20:08.465	1:26.604	26.464	29.008	31.132	
5	16:21:36.431	1:27.966	26.565	29.844	31.557	
6	16:23:02.088	1:25.657	26.203	28.576	30.878	
7	16:24:26.991	1:24.903	25.822	28.365	30.716	
8	16:25:52.944	1:25.953	26.051	28.942	30.960	
9	16:27:19.208	1:26.264	25.917	28.679	31.668	

Lap	Time of Day	Lap Tm	S1 Tm	S2 Tm	S3 Tm	PT Tm
(40) Simon Reinberth						
1	16:15:54.108	1:38.035	29.500	30.547	37.988	
2	16:17:22.023	1:27.915	26.947	29.360	31.608	
3	16:18:48.684	1:26.661	26.343	28.917	31.401	
4	16:20:15.444	1:26.760	26.258	29.110	31.392	
5	16:21:41.741	1:26.297	26.368	28.630	31.299	
6	16:23:07.868	1:26.127	26.201	28.837	31.089	
7	16:24:34.340	1:26.472	26.057	29.001	31.414	
8	16:26:01.148	1:26.808	26.055	29.241	31.512	
9	16:27:28.931	1:27.783	26.447	29.261	32.075	

Lap	Time of Day	Lap Tm	S1 Tm	S2 Tm	S3 Tm	PT Tm
(4) Hampus Lindkvist						
1	16:15:54.874	1:38.306	29.712	30.750	37.844	
2	16:17:22.772	1:27.898	27.397	29.011	31.490	
3	16:18:50.502	1:27.730	26.904	29.019	31.807	
4	16:20:17.457	1:26.955	26.674	28.793	31.488	
5	16:21:43.733	1:26.276	26.382	28.632	31.262	
6	16:23:10.451	1:26.718	26.494	28.783	31.441	
7	16:24:37.335	1:26.884	26.548	28.603	31.733	
8	16:26:05.456	1:28.121	27.186	28.968	31.967	
9	16:27:34.269	1:28.813	27.070	29.592	32.151	

Lap	Time of Day	Lap Tm	S1 Tm	S2 Tm	S3 Tm	PT Tm
(1) Tobias Brink						
1	16:16:03.709	1:51.462	44.612	29.993	36.857	
2	16:17:33.229	1:29.520	27.207	27.930	34.383	
3	16:18:59.160	1:25.931	25.327	28.087	32.517	
4	16:20:24.793	1:25.633	25.934	28.039	31.660	
5	16:21:50.865	1:26.072	26.168	28.335	31.569	
6	16:23:14.169	1:23.304	25.358	27.662	30.284	
7	16:24:37.665	1:23.496	25.170	27.418	30.908	
8	16:26:10.058	1:32.393	28.145	32.419	31.829	
9	16:27:38.123	1:28.065	25.285	27.586	35.194	

Lap	Time of Day	Lap Tm	S1 Tm	S2 Tm	S3 Tm	PT Tm
(20) Andre Andersson						
1	16:15:56.347	1:39.634	30.114	30.901	38.619	
2	16:17:26.390	1:30.043	27.819	29.635	32.589	
3	16:18:55.419	1:29.029	27.081	29.712	32.236	
4	16:20:25.216	1:29.797	27.791	29.143	32.863	
5	16:21:53.336	1:28.120	27.307	29.075	31.738	
6	16:23:20.561	1:27.225	26.393	29.066	31.766	
7	16:24:47.919	1:27.358	26.558	28.826	31.974	
8	16:26:15.399	1:27.480	26.679	29.050	31.751	
9	16:27:45.020	1:29.621	26.715	29.324	33.582	

Lap	Time of Day	Lap Tm	S1 Tm	S2 Tm	S3 Tm	PT Tm
(91) Jörgen Edström						
1	16:15:55.965	1:38.330	29.826	30.378	38.126	
2	16:17:25.300	1:29.335	27.803	29.680	31.852	
3	16:18:54.693	1:29.393	27.524	29.651	32.218	
4	16:20:24.657	1:29.964	27.901	29.245	32.818	
5	16:21:54.802	1:30.145	28.725	29.094	32.326	
6	16:23:23.238	1:28.436	27.415	29.145	31.876	
7	16:24:52.690	1:29.452	27.673	29.981	31.798	
8	16:26:21.412	1:28.722	27.314	29.273	32.135	
9	16:27:51.743	1:30.331	28.153	29.551	32.627	

Lap	Time of Day	Lap Tm	S1 Tm	S2 Tm	S3 Tm	PT Tm
(44) Maggan J Hagman						
1	16:15:56.921	1:38.567	29.675	30.924	37.968	
2	16:17:27.848	1:30.927	27.889	29.871	33.167	
3	16:18:59.056	1:31.208	27.714	30.187	33.307	
4	16:20:28.322	1:29.266	27.378	29.336	32.552	
5	16:21:56.785	1:28.463	27.037	29.508	31.918	
6	16:23:26.381	1:29.596	27.164	29.454	32.978	
7	16:24:54.452	1:28.071	26.612	29.307	32.152	
8	16:26:24.401	1:29.949	27.865	29.906	32.178	
9	16:27:53.711	1:29.310	26.949	29.454	32.907	

STCC Grande Finale Mantorp Park

Camaro Cup

Mantorp Park 3,106 Km

Heat 1

2010-10-01 16:05

Race (15:00 and 9 Laps) started at 16:14:11

Lap	Time of Day	Lap Tm	S1 Tm	S2 Tm	S3 Tm	PT Tm	Lap	Time of Day	Lap Tm	S1 Tm	S2 Tm	S3 Tm	PT Tm
(57) Daniel Svensson													
1	16:15:57.740	1:38.964	29.983	30.634	38.347								
2	16:17:28.514	1:30.774	28.278	29.715	32.781								
3	16:18:59.028	1:30.514	27.752	29.675	33.087								
4	16:20:28.503	1:29.475	27.859	29.306	32.310								
5	16:21:57.002	1:28.499	27.235	29.365	31.899								
6	16:23:27.576	1:30.574	27.279	28.987	34.308								
7	16:24:56.432	1:28.856	27.398	29.418	32.040								
8	16:26:25.080	1:28.648	26.993	29.790	31.865								
9	16:27:53.829	1:28.749	27.195	29.638	31.916								
(46) Christer Öhlin													
1	16:16:00.398	1:40.269	30.803	30.707	38.759								
2	16:17:35.835	1:35.437	31.075	30.134	34.228								
3	16:19:10.789	1:34.954	29.800	31.339	33.815								
4	16:20:43.831	1:33.042	29.501	29.904	33.637								
5	16:22:16.760	1:32.929	29.594	29.928	33.407								
6	16:23:57.409	1:40.649	30.365	32.549	37.735								
7	16:25:35.769	1:38.360	30.089	31.933	36.338								
8	16:27:12.394	1:36.625	31.261	31.019	34.345								
(9) Peggen Andersson													
1	16:15:36.333	1:24.608	26.796	27.643	30.169								
2	16:16:58.900	1:22.567	25.382	27.195	29.990								
3	16:18:21.496	1:22.596	25.266	27.309	30.021								
4	16:19:44.973	1:23.477	25.372	27.594	30.511								
5	16:21:08.931	1:23.958	26.728	27.195	30.035								
6	16:22:31.241	1:22.310	25.252	27.303	29.755								
7	16:23:53.673	1:22.432	25.186	27.004	30.242								
(22) Peo Norén													
1	16:15:47.702	1:34.662	28.768	29.770	36.124								
2	16:17:14.249	1:26.547	26.853	28.462	31.232								
3	16:18:38.850	1:24.601	25.918	28.187	30.496								
4	16:20:02.933	1:24.083	25.795	28.127	30.161								
5	16:21:27.109	1:24.176	25.595	28.005	30.576								
(8) Mikael Granberg													
1	16:15:37.840	1:25.846	27.271	27.479	31.096								
2	16:17:01.526	1:23.686	25.442	27.787	30.457								
(7) Ted Brink													
1	16:15:39.772	1:27.733	27.605	27.826	32.302								
2	16:17:02.517	1:22.745	25.403	27.362	29.980								
(76) Görgen Ohlsson													
1	16:15:58.350	1:37.952	29.243	30.483	38.226								

STCC Grande Finale Mantorp Park

Camaro Cup

Mantorp Park 3,106 Km

Startgrid Heat 2

2010-10-02 12:05

Race (15:00 or 9 Laps)



POLE POSITION

Rolling Start

	1	2
1	47 Fredrik Ros 1:21.218	16 Alexander Graff 1:21.397
2	17 Tomas Engström 1:21.633	69 Anders Brofalk 1:21.842
3	5 Andreas Ahlberg 1:21.936	77 Michael Wärn 1:22.024
4	6 Per-Gunnar Andersson 1:22.065	9 Peggen Andersson 1:22.310
5	37 Ole Martin Lindum 1:22.369	83 Patric Sundel 1:22.471
6	11 7 Ted Brink 1:22.745	98 Stein Frederic Akre 1:22.813
7	13 45 Jörgen Eriksson 1:22.816	48 Magnus Krokström 1:22.911
8	15 1 Tobias Brink 1:23.304	52 Tommie Eliasson 1:23.362
9	17 95 Mikael Eklund 1:23.646	8 Mikael Granberg 1:23.686
10	19 22 Peo Norén 1:24.083	99 Håkan Ricknäs 1:24.136
11	21 21 Jan Nilsson 1:24.903	64 Marcus Larsson 1:25.419
12	23 40 Simon Reinberth 1:26.127	4 Hampus Lindkvist 1:26.276
13	25 20 Andre Andersson 1:27.225	44 Maggan J Hagman 1:28.071
14	27 91 Jörgen Edström 1:28.436	57 Daniel Svensson 1:28.499

STCC Grande Finale Mantorp Park


Camaro Cup

Mantorp Park 3,106 Km

Startgrid Heat 2

2010-10-02 12:05

Race (15:00 or 9 Laps)



15

29

46 Christer Öhlin
1:32.929

30

76 Görgen Ohlsson
1:37.952

16

31

96 Marcus Palmér
DQ

32

84 Richard Berggren



Sponsorer



STCC Grande Finale Mantorp Park

Camaro Cup

Mantorp Park 3,106 Km

Startgrid Heat 2

2010-10-02 16:00

Race (15:00 or 7 Laps)

Pos	No.	Name
1	17	Tomas Engström
2	16	Alexander Graff
3	47	Fredrik Ros
4	69	Anders Brofalk
5	5	Andreas Ahlberg
6	6	Per-Gunnar Andersson
7	37	Ole Martin Lindum
8	77	Michael Wörn
9	1	Tobias Brink
10	7	Ted Brink
11	52	Tommie Eliasson
12	21	Jan Nilsson
13	64	Marcus Larsson
14	8	Mikael Granberg
15	4	Hampus Lindkvist
16	40	Simon Reinberth
17	20	Andre Andersson
18	57	Daniel Svensson
19	76	Görgen Ohlsson
20	44	Maggan J Hagman
21	91	Jörgen Edström
22	96	Marcus Palmér
23	84	Richard Berggren
24	98	Stein Frederic Akre
25	99	Håkan Ricknäs
26	46	Christer Öhlin
27	83	Patric Sundel
28	95	Mikael Eklund

Margin of Victory	Ø km/h	Best Lap Tm	km/h	Best Lap by
-	-	-	-	-

Official Timing www.motorsport-events.se

Orbits

Timekeeping Ingrid Wagner:

Clerk of the course Stefan Rundberg:

www.mylaps.com

Steward Kenneth Berquist:

Secretary of the meeting Yvonne Bjärud:

Licensed to: Motorsport Events

Printed: 2010-10-02 13:18:50

STCC Grande Finale Mantorp Park

Camaro Cup

Mantorp Park 3,106 Km

Heat 2 **-NEW-**

2010-10-02 16:00

Race (15:00 or 7 Laps) started at 16:08:26

Pos	No.	Name	Entrant	Make	Nat./Club	Total Tm	Laps	Diff	Best Tm	Ø km/h
1	16	Alexander Graff	Brings Racing	Chevrolet Camaro	SWE-SSK	10:46.104	7		1:21.398	121,143
2	17	Tomas Engström	Brings Racing	Chevrolet Camaro	SWE-SMK Hedemora	10:47.354	7	1.250	1:22.081	120,909
3	47	Fredrik Ros	Emeren Motorsport	Chevrolet Camaro	SWE-SMK Sundsvall	10:47.812	7	1.708	1:21.896	120,824
4	6	Per-Gunnar Andersson	Bryntesson Motor Sport	Chevrolet Camaro	SWE-Årjang MK	10:48.254	7	2.150	1:21.843	120,741
5	69	Anders Brofalk	Bryntesson Motor Sport	Chevrolet Camaro	SWE-Kocktorps MK	10:48.540	7	2.436	1:21.898	120,688
6	77	Michael Wärn	Memphis Racing	Chevrolet Camaro	SWE-Karlskoga MF	10:56.969	7	10.865	1:23.066	119,140
7	5	Andreas Ahlberg		Chevrolet Camaro	SWE-SMK Hedemora	10:58.069	7	11.965	1:23.314	118,941
8	1	Tobias Brink		Chevrolet Camaro	SWE-SMK Hörby	10:59.304	7	13.200	1:24.239	118,718
9	7	Ted Brink		Chevrolet Camaro	SWE-SMK Hörby	11:00.479	7	14.375	1:24.256	118,507
10	8	Mikael Granberg	Www.Fini.Se	Chevrolet Camaro	SWE-Falkenbergs MK	11:00.644	7	14.540	1:23.506	118,477
11	52	Tommie Eliasson	Orange Performance	Chevrolet Camaro	SWE-Kristianstads KK	11:01.768	7	15.664	1:24.583	118,276
12	21	Jan Nilsson		Chevrolet Camaro	SWE-Vasteras Mk	11:05.487	7	19.383	1:24.932	117,615
13	64	Marcus Larsson	Bryntesson Motor Sport	Chevrolet Camaro	SWE-Bohus RC	11:06.871	7	20.767	1:25.269	117,371
14	9	Peggen Andersson		Chevrolet Camaro	SWE-Falkenbergs MK	11:07.482	7	21.378	1:22.707	117,263
15	98	Stein Frederic Akre		Chevrolet Camaro	NOR-Nmk Trysil	11:08.275	7	22.171	1:24.460	117,124
16	96	Marcus Palmér	Bryntesson Motor Sport	Chevrolet Camaro	SWE-KAK	11:15.458	7	29.354	1:22.819	115,879
17	45	Jörgen Eriksson	Emeren Motorsport	Chevrolet Camaro	SWE-Rättvik Racing	11:15.466	7	29.362	1:24.123	115,877
18	40	Simon Reinberth	Eljasmotorsport	Chevrolet Camaro	SWE-Borlänge MK	11:18.813	7	32.709	1:27.145	115,306
19	4	Hampus Lindkvist	Memphis Racing	Chevrolet Camaro	SWE-Rättvik RC	11:22.676	7	36.572	1:28.339	114,653
20	99	Håkan Ricknäs	Westlife Racing	Chevrolet Camaro	SWE-KAK	11:23.997	7	37.893	1:27.364	114,432
21	83	Patric Sundel	Memphis Racing	Chevrolet Camaro	SWE-Hyllinge MS	11:25.778	7	39.674	1:27.683	114,135
22	57	Daniel Svensson	Lundstöm Motorsport	Chevrolet Camaro	SWE-Anderstorp RC	11:31.758	7	45.654	1:30.084	113,148
23	20	Andre Andersson	Orange Performance	Chevrolet Camaro	SWE-Malmö AK	11:34.462	7	48.358	1:27.286	112,708
24	91	Jörgen Edström	MPS Motorsport	Chevrolet Camaro	SWE-Vallentuna MK	11:45.511	7	59.407	1:28.723	110,943
25	46	Christer Ohlin	Emeren Motorsport	Chevrolet Camaro	SWE-Mälarsöarna MK	11:46.370	7	1:00.266	1:31.905	110,808
26	44	Maggan J Hagman		Chevrolet Camaro	SWE-Fågre Motorklubb	11:25.600	6	1 Lap	1:34.269	97,855
27	84	Richard Berggren	Memphis Racing	Chevrolet Camaro	SWE-KAK	8:26.848	5	2 Laps	1:27.896	110,305
Not classified (75% = 5 Laps)										
DNF	37	Ole Martin Lindum	Ole Martin Lindum	Chevrolet Camaro	NOR-NMK Hurum	6:44.020	4	DNF	1:23.951	110,703
DNF	95	Mikael Eklund	Team Nya Åkeriet Örebro	Chevrolet Camaro	SWE-Teknis Motor Club	2:03.731	1	DNF		90,370
DQ	76	Görgen Ohlsson		Chevrolet Camaro	SWE-Anderstorp RC	11:43.034	7	DQ	1:28.478	111,333

Announcements

Weather: cloudy, 15 degrees, dry track

These results are provisional until the conclusion of any judicial and technical matters

Started: 30 Classified: 27 Not classified: 3

No 76 excluded of heat 2 / reason unfair driving

Margin of Victory	Ø km/h	Best Lap Tm	km/h	Best Lap by
1.250	121,143	1:21.398	137,369	16 - Alexander Graff

STCC Grande Finale Mantorp Park

Camaro Cup

Mantorp Park 3,106 Km

Heat 2

2010-10-02 16:00

Race (15:00 and 7 Laps) started at 16:08:27

Lap	Time of Day	Lap Tm	S1 Tm	S2 Tm	S3 Tm	PT Tm
(16) Alexander Graff						
1	16:10:07.357				42.940	
2	16:11:30.362	1:23.005	25.643	27.378	29.984	
3	16:13:43.694	2:13.332	40.190	52.748	40.394	
4	16:15:06.315	1:22.621	25.668	27.189	29.764	
5	16:16:27.713	1:21.398	24.519	27.018	29.861	
6	16:17:49.527	1:21.814	24.551	27.090	30.173	
7	16:19:12.242	1:22.715	24.485	27.109	31.121	
(17) Tomas Engström						
1	16:10:07.037				43.208	
2	16:11:29.756	1:22.719	25.437	27.189	30.093	
3	16:13:43.463	2:13.707	40.262	52.970	40.475	
4	16:15:05.544	1:22.081	25.335	27.012	29.734	
5	16:16:28.040	1:22.496	24.807	27.086	30.603	
6	16:17:50.194	1:22.154	24.899	27.206	30.049	
7	16:19:13.492	1:23.298	24.871	27.800	30.627	
(47) Fredrik Ros						
1	16:10:07.987				42.462	
2	16:11:31.361	1:23.374	25.819	27.418	30.137	
3	16:13:44.288	2:12.927	40.282	52.321	40.324	
4	16:15:06.777	1:22.489	25.482	27.354	29.653	
5	16:16:28.673	1:21.896	25.175	26.912	29.809	
6	16:17:50.582	1:21.909	24.912	27.026	29.971	
7	16:19:13.950	1:23.368	24.888	27.341	31.139	
(6) Per-Gunnar Andersson						
1	16:10:10.395				41.622	
2	16:11:34.737	1:24.342	26.447	27.591	30.304	
3	16:13:45.260	2:10.523	38.972	51.462	40.089	
4	16:15:07.651	1:22.391	25.419	27.314	29.658	
5	16:16:29.494	1:21.843	25.169	26.893	29.781	
6	16:17:51.639	1:22.145	24.947	27.114	30.084	
7	16:19:14.392	1:22.753	24.826	27.223	30.704	
(69) Anders Brofalk						
1	16:10:08.838				42.294	
2	16:11:31.746	1:22.908	25.780	27.217	29.911	
3	16:13:44.724	2:12.978	41.014	51.876	40.088	
4	16:15:07.303	1:22.579	25.449	27.373	29.757	
5	16:16:29.201	1:21.898	25.031	26.934	29.933	
6	16:17:51.272	1:22.071	24.881	27.079	30.111	
7	16:19:14.678	1:23.406	24.761	27.791	30.854	
(77) Michael Wärm						
1	16:10:11.903				41.692	
2	16:11:37.823	1:25.920	26.234	27.614	32.072	
3	16:13:46.652	2:08.829	38.992	50.632	39.205	
4	16:15:10.587	1:23.935	25.903	27.921	30.111	
5	16:16:33.653	1:23.066	25.360	27.753	29.953	
6	16:17:58.504	1:24.851	25.427	27.409	32.015	
7	16:19:23.107	1:24.603	25.551	27.626	31.426	
(5) Andreas Ahlberg						
1	16:10:09.932				41.693	
2	16:11:36.177	1:26.245	26.629	28.229	31.387	
3	16:13:45.691	2:09.514	39.068	51.001	39.445	
4	16:15:09.683	1:23.992	26.140	27.765	30.087	
5	16:16:32.997	1:23.314	25.569	27.643	30.102	
6	16:17:58.133	1:25.136	25.447	27.638	32.051	
7	16:19:24.207	1:26.074	25.642	28.166	32.266	
(1) Tobias Brink						
1	16:10:12.479				40.480	

Lap	Time of Day	Lap Tm	S1 Tm	S2 Tm	S3 Tm	PT Tm
2	16:11:38.450	1:25.971	26.286	27.674	32.011	
3	16:13:47.213	2:08.763	40.766	49.741	38.256	
4	16:15:11.452	1:24.239	26.023	27.823	30.393	
5	16:16:36.004	1:24.552	25.688	28.069	30.795	
6	16:18:00.730	1:24.726	25.634	27.555	31.537	
7	16:19:25.442	1:24.712	25.576	27.684	31.452	
(7) Ted Brink						
1	16:10:13.044				40.512	
2	16:11:39.913	1:26.869	26.269	28.127	32.473	
3	16:13:47.808	2:07.895	40.725	49.054	38.116	
4	16:15:12.064	1:24.256	26.075	27.722	30.459	
5	16:16:36.523	1:24.459	25.570	28.026	30.863	
6	16:18:01.336	1:24.813	25.683	27.569	31.561	
7	16:19:26.617	1:25.281	25.414	27.665	32.202	
(8) Mikael Granberg						
1	16:10:15.485				38.997	
2	16:11:43.188	1:27.703	26.808	28.417	32.478	
3	16:13:50.327	2:07.139	42.835	46.800	37.504	
4	16:15:14.366	1:24.039	26.091	27.579	30.369	
5	16:16:37.872	1:23.506	25.444	27.514	30.548	
6	16:18:01.842	1:23.970	25.460	27.328	31.182	
7	16:19:26.782	1:24.940	25.528	27.546	31.866	
(52) Tommie Eliasson						
1	16:10:13.986				40.275	
2	16:11:40.867	1:26.881	26.676	28.144	32.061	
3	16:13:48.744	2:07.877	40.948	49.209	37.720	
4	16:15:13.327	1:24.583	26.091	27.738	30.754	
5	16:16:38.134	1:24.807	25.576	27.788	31.443	
6	16:18:02.929	1:24.795	25.649	27.600	31.546	
7	16:19:27.906	1:24.977	25.468	28.154	31.355	
(21) Jan Nilsson						
1	16:10:14.612				40.181	
2	16:11:41.287	1:26.675	26.711	28.364	31.600	
3	16:13:49.372	2:08.085	41.965	48.400	37.720	
4	16:15:15.422	1:26.050	26.279	27.943	31.828	
5	16:16:40.779	1:25.357	25.871	28.507	30.979	
6	16:18:06.693	1:25.914	25.943	28.245	31.726	
7	16:19:31.625	1:24.932	25.605	28.287	31.040	
(64) Marcus Larsson						
1	16:10:15.093				40.016	
2	16:11:41.893	1:26.800	26.708	28.233	31.859	
3	16:13:49.831	2:07.938	42.487	47.900	37.551	
4	16:15:15.100	1:25.269	26.185	28.336	30.748	
5	16:16:40.377	1:25.277	25.808	28.106	31.363	
6	16:18:07.142	1:26.765	25.932	28.647	32.186	
7	16:19:33.009	1:25.867	26.005	28.417	31.445	
(9) Peggen Andersson						
1	16:10:30.199				57.971	34.190
2	16:12:00.874	1:30.675	27.089	28.694	34.892	
3	16:13:58.289	1:57.415	42.480	40.526	34.409	
4	16:15:23.303	1:25.014	26.700	27.813	30.501	
5	16:16:46.010	1:22.707	25.304	27.334	30.069	
6	16:18:08.941	1:22.931	25.358	27.022	30.551	
7	16:19:33.620	1:24.679	26.180	27.287	31.212	
(98) Stein Frederic Akre						
1	16:10:22.520			1:06.088	34.687	
2	16:11:53.041	1:30.521	27.385	29.140	33.996	
3	16:13:54.547	2:01.506	41.997	43.382	36.127	
4	16:15:19.318	1:24.771	26.422	27.865	30.484	

STCC Grande Finale Mantorp Park

Camaro Cup

Mantorp Park 3,106 Km

Heat 2

2010-10-02 16:00

Race (15:00 and 7 Laps) started at 16:08:27

Lap	Time of Day	Lap Tm	S1 Tm	S2 Tm	S3 Tm	PT Tm
5	16:16:43.778	1:24.460	25.981	27.966	30.513	
6	16:18:09.723	1:25.945	26.891	28.080	30.974	
7	16:19:34.413	1:24.690	26.071	28.177	30.442	
(96) Marcus Palmér						
1	16:10:21.451			1:08.252	36.031	
2	16:11:50.554	1:29.103	26.548	28.438	34.117	
3	16:13:53.257	2:02.703	42.192	44.063	36.448	
4	16:15:16.553	1:23.296	25.924	27.371	30.001	
5	16:16:39.372	1:22.819	25.314	27.369	30.136	
6	16:18:07.116	1:27.744	25.145	29.442	33.157	
7	16:19:41.596	1:34.480	28.137	31.955	34.388	
(45) Jörgen Eriksson						
1	16:10:30.617			57.893	33.940	
2	16:12:01.314	1:30.697	28.018	29.586	33.093	
3	16:13:58.778	1:57.464	43.455	39.864	34.145	
4	16:15:25.724	1:26.946	27.280	28.220	31.446	
5	16:16:51.502	1:25.778	27.064	28.137	30.577	
6	16:18:17.481	1:25.979	25.717	28.449	31.813	
7	16:19:41.604	1:24.123	25.564	27.497	31.062	
(40) Simon Reinberth						
1	16:10:17.100			1:09.553	38.504	
2	16:11:47.055	1:29.955	28.097	28.791	33.067	
3	16:13:51.295	2:04.240	40.359	46.460	37.421	
4	16:15:18.440	1:27.145	26.696	29.028	31.421	
5	16:16:46.065	1:27.625	26.493	29.321	31.811	
6	16:18:15.176	1:29.111	26.857	29.633	32.621	
7	16:19:44.951	1:29.775	26.795	29.139	33.841	
(4) Hampus Lindkvist						
1	16:10:16.696			1:10.291	38.715	
2	16:11:47.900	1:31.204	28.166	29.572	33.466	
3	16:13:52.452	2:04.552	40.932	46.473	37.147	
4	16:15:20.998	1:28.546	27.487	28.648	32.411	
5	16:16:49.337	1:28.339	26.835	28.873	32.631	
6	16:18:19.671	1:30.334	27.395	29.607	33.332	
7	16:19:48.814	1:29.143	26.608	29.108	33.427	
(99) Håkan Ricknäs						
1	16:10:23.304			1:01.817	32.721	
2	16:11:58.683	1:35.379	27.918	32.458	35.003	
3	16:13:56.535	1:57.852	40.906	42.678	34.268	
4	16:15:26.792	1:30.257	29.310	28.957	31.990	
5	16:16:54.156	1:27.364	26.831	28.574	31.959	
6	16:18:22.280	1:28.124	25.839	30.615	31.670	
7	16:19:50.135	1:27.855	25.678	28.253	33.924	
(83) Patric Sundel						
1	16:10:29.467			1:02.243	35.504	
2	16:11:59.869	1:30.402	27.239	28.706	34.457	
3	16:13:57.619	1:57.750	42.168	41.161	34.421	
4	16:15:25.302	1:27.683	26.951	28.759	31.973	
5	16:16:54.806	1:29.504	27.902	29.326	32.276	
6	16:18:23.673	1:28.867	25.756	31.504	31.607	
7	16:19:51.916	1:28.243	25.344	28.037	34.862	
(57) Daniel Svensson						
1	16:10:18.562			1:10.056	37.009	
2	16:11:52.488	1:33.926	28.559	30.535	34.832	
3	16:13:54.400	2:01.912	41.420	43.528	36.964	
4	16:15:24.708	1:30.308	27.875	29.843	32.590	
5	16:16:54.792	1:30.084	27.471	29.729	32.884	
6	16:18:27.645	1:32.853	27.333	32.300	33.220	
7	16:19:57.896	1:30.251	27.835	29.651	32.765	

Lap	Time of Day	Lap Tm	S1 Tm	S2 Tm	S3 Tm	PT Tm
(20) Andre Andersson						
1	16:10:18.077			1:09.869	37.945	
2	16:11:49.790	1:31.713	27.606	29.408	34.699	
3	16:13:53.100	2:03.310	40.368	46.138	36.804	
4	16:15:21.443	1:28.343	27.388	28.963	31.992	
5	16:16:49.650	1:28.207	26.831	28.964	32.412	
6	16:18:33.314	1:43.664	27.472	43.767	32.425	
7	16:20:00.600	1:27.286	26.190	28.729	32.367	
(76) Görgen Ohlsson						
1	16:10:19.312			1:10.207	36.420	
2	16:12:19.080	1:59.768	28.142	56.965	34.661	
3	16:14:01.983	1:42.903	29.367	39.008	34.528	
4	16:15:32.706	1:30.723	28.202	30.155	32.366	
5	16:17:01.184	1:28.478	26.878	29.289	32.311	
6	16:18:30.963	1:29.779	27.261	30.120	32.398	
7	16:20:09.172	1:38.209	27.020	29.176	42.013	
(91) Jörgen Edström						
1	16:10:21.276			1:08.700	36.225	
2	16:11:55.916	1:34.640	29.044	32.203	33.393	
3	16:13:55.375	1:59.459	41.175	44.192	34.092	
4	16:15:27.591	1:32.216	27.659	30.139	34.418	
5	16:16:56.314	1:28.723	27.201	29.518	32.004	
6	16:18:29.922	1:33.608	26.762	34.043	32.803	
7	16:20:11.649	1:41.727	27.162	28.836	45.729	
(46) Christer Öhlin						
1	16:10:28.937			1:03.297	35.556	
2	16:12:08.238	1:39.301	30.761	32.081	36.459	
3	16:14:01.558	1:53.320	38.057	40.703	34.560	
4	16:15:34.359	1:32.801	29.493	30.392	32.916	
5	16:17:06.264	1:31.905	29.094	29.498	33.313	
6	16:18:39.799	1:33.535	28.904	29.990	34.641	
7	16:20:12.508	1:32.709	28.758	29.278	34.673	
(44) Maggan J Hagman						
1	16:10:20.300			1:09.854	36.928	
p2	16:13:16.949	2:56.649	28.533	45.592		53.188
3	16:15:03.676	1:46.727	28.533	34.398	34.483	
4	16:16:42.773	1:39.097	30.075	31.245	37.777	
5	16:18:17.469	1:34.696	29.217	30.679	34.800	
6	16:19:51.738	1:34.269	28.142	30.401	35.726	
(84) Richard Berggren						
1	16:10:22.291			1:07.172	35.236	
2	16:11:57.378	1:35.087	28.599	32.495	33.993	
3	16:13:55.855	1:58.477	40.867	43.662	33.948	
4	16:15:25.090	1:29.235	27.814	28.817	32.604	
5	16:16:52.986	1:27.896	27.381	29.085	31.430	
(37) Ole Martin Lindum						
1	16:10:11.106				41.858	
2	16:11:37.355	1:26.249	26.073	27.819	32.357	
3	16:13:46.207	2:08.852	38.687	50.651	39.514	
4	16:15:10.158	1:23.951	25.957	27.876	30.118	
(95) Mikael Eklund						
1	16:10:29.869			1:00.746	34.433	