

**DM Knutstorp****Sorted on Best Lap time****Sort****Knutstorp 2,070 Km****Session 1 Quali.****30.08.2009 09:00****Qualify started at 9:00:23**

Pos	No.	Name	Bike	Nat./Club	Laps	Best Tm	Diff	In Lap	km/h
1	23	Renè Torpsgaard	Honda CBR 600	DK-RRH	10	1:04.115		9	116,229
2	34	Teddy Lind			11	1:04.297	0.182	9	115,900
3	59	Alex Schacht		DK-	11	1:04.609	0.494	9	115,340
4	27	Henning Hansen	gixxer	DK-road race dk. team30	10	1:05.578	1.463	8	113,636
5	124	Jannick Golubov	cbr600rr	DK-RR klub viking	13	1:05.583	1.468	8	113,627
6	9	Henrik Johansen	Honda CBR1000RR	DK-CNR-Racing	13	1:05.673	1.558	12	113,471
7	55	Arne Andersson	Yamaha R1	S-Hyllinge MS	12	1:05.825	1.710	11	113,209
8	128	Jan Mandelid	Honda cbr1000RR	DK-AMK	10	1:06.311	2.196	9	112,380
9	56	Ivan Hansen			11	1:06.530	2.415	11	112,010
10	777	Arne Andreassen	CBR 1000RR	DK-AMK	5	1:06.633	2.518	5	111,836
11	9	Mike Kristiansen			9	1:06.667	2.552	8	111,779
12	76	Benjamin Andersen	Honda CBR 600	DK-RRKV	8	1:06.763	2.648	7	111,619
13	99	Lasse Toft	r1	DK-AMK	7	1:07.151	3.036	4	110,974
14	58	Villy Kyndesen	R6	DK-RRF	10	1:07.186	3.071	7	110,916
15	82	Kenneth Pedersen	ZX10R	DK-	9	1:07.482	3.367	8	110,429
16	66	Rikard Lundin	Yamaha R6	S-Karlskoga MF	4	1:07.522	3.407	3	110,364
17	4	Emil Hansen	Honda CBR 600RR	DK-RRFyn	8	1:07.526	3.411	6	110,357
18	34	Fredrik Linden	Yamaha r6	S-Karlskoga MF	9	1:07.563	3.448	8	110,297
19	48	Jens Jensen	Yamama R1	DK-	5	1:07.744	3.629	3	110,002
20	83	Daniel Bredager	yamaha	DK-	11	1:07.890	3.775	8	109,766
21	77	Søren Fuglsang	yamaha r1	DK-FYNS Motorsport	9	1:08.455	4.340	6	108,860
22	59	Martin Coff		DK-	9	1:08.476	4.361	8	108,826
23	717	Lars Ehlers	GSXR 750	DK-RRKV	13	1:08.677	4.562	9	108,508
24	30	Jens Breinholt	Yamaha R1	DK-RR Fyn	6	1:08.847	4.732	5	108,240
25	108	Rune Romdal	Suzuki GSXR 750	DK-	11	1:09.295	5.180	8	107,540
26	77	Rasmus Kilt	Yamaha R1	DK-AMK	8	1:09.674	5.559	5	106,955
27	66	Ulrik Kjellerup	Honda CBR1000	DK-RRH	11	1:09.939	5.824	11	106,550
28	67	Preben B Jensen	Yamaha R6 05	DK-Viking	8	1:10.476	6.361	7	105,738
29	56	Jørgen Jørgensen	R6	DK-RRF	7	1:10.853	6.738	6	105,176
30	63	Freddie Veje	Honda CBR 1000	DK-Road race	4	1:12.660	8.545	4	102,560
31	43	Jan Jespersen		DK-	3	1:23.161	19.046	2	89,609



DM Knutstorp

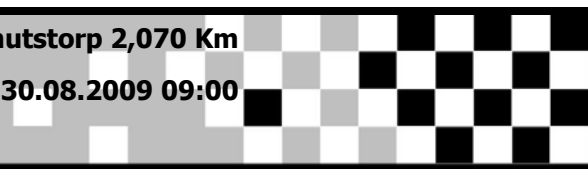
Sort

Knutstorp 2,070 Km

Session 1 Quali.

30.08.2009 09:00

Qualify started at 9:00:23



Lap	Time of Day	Lap Tm	PT Tm
2	9:05:04.322	1:10.314	
p3	9:06:23.355	1:19.033	
4	9:08:08.331	1:44.976	34.402
5	9:09:16.524	1:08.193	
6	9:10:25.656	1:09.132	
7	9:11:33.365	1:07.709	
8	9:12:40.928	1:07.563	
p9	9:13:58.133	1:17.205	

(48) Jens Jensen			
Lap	Time of Day	Lap Tm	PT Tm
1	9:05:21.027	1:10.105	
2	9:06:32.316	1:11.289	
3	9:07:40.060	1:07.744	
4	9:08:49.100	1:09.040	
p5	9:10:04.515	1:15.415	

(83) Daniel Bredager			
Lap	Time of Day	Lap Tm	PT Tm
1	9:04:32.642	1:17.759	
2	9:05:46.636	1:13.994	
3	9:06:58.469	1:11.833	
4	9:08:10.802	1:12.333	
5	9:09:21.349	1:10.547	
6	9:10:31.394	1:10.045	
7	9:11:41.667	1:10.273	
8	9:12:49.557	1:07.890	
9	9:13:58.998	1:09.441	
10	9:15:06.996	1:07.998	
11	9:16:15.262	1:08.266	

(77) Søren Fuglsang			
Lap	Time of Day	Lap Tm	PT Tm
1	9:04:56.442	1:10.897	
2	9:06:11.173	1:14.731	
3	9:07:23.503	1:12.330	
4	9:08:33.360	1:09.857	
5	9:09:42.637	1:09.277	
6	9:10:51.092	1:08.455	
7	9:11:59.975	1:08.883	
8	9:13:09.564	1:09.589	
p9	9:14:33.832	1:24.268	

(59) Martin Coff			
Lap	Time of Day	Lap Tm	PT Tm
1	9:04:05.974	1:11.290	
2	9:05:15.791	1:09.817	
3	9:06:25.289	1:09.498	
4	9:07:39.597	1:14.308	
5	9:08:48.640	1:09.043	
6	9:09:57.528	1:08.888	
7	9:11:06.326	1:08.798	
8	9:12:14.802	1:08.476	
p9	9:14:12.771	1:57.969	

(717) Lars Ehlers			
Lap	Time of Day	Lap Tm	PT Tm
1	9:02:39.976	2:00.056	34.944
2	9:03:57.294	1:17.318	
3	9:05:09.657	1:12.363	
4	9:06:20.333	1:10.676	
5	9:07:31.298	1:10.965	
6	9:08:40.281	1:08.983	
7	9:09:49.597	1:09.316	
8	9:10:58.523	1:08.926	
9	9:12:07.200	1:08.677	
10	9:13:16.102	1:08.902	
11	9:14:24.902	1:08.800	
12	9:15:35.161	1:10.259	
p13	9:16:56.075	1:20.914	

(30) Jens Breinholt			
Lap	Time of Day	Lap Tm	PT Tm
1	9:03:53.749	1:13.059	
2	9:05:06.962	1:13.213	
3	9:06:18.032	1:11.070	
4	9:07:27.550	1:09.518	
5	9:08:36.397	1:08.847	
p6	9:09:58.813	1:22.416	

(108) Rune Romdal			
Lap	Time of Day	Lap Tm	PT Tm
1	9:03:57.590	1:13.816	
2	9:05:10.298	1:12.708	
3	9:06:21.185	1:10.887	
4	9:07:31.970	1:10.785	
5	9:08:42.124	1:10.154	
6	9:09:51.639	1:09.515	
7	9:11:01.160	1:09.521	
8	9:12:10.455	1:09.295	
9	9:13:20.455	1:10.000	
10	9:14:30.076	1:09.621	
p11	9:15:48.335	1:18.259	

(77) Rasmus Kilt			
Lap	Time of Day	Lap Tm	PT Tm
1	9:04:32.958	1:17.830	
2	9:05:48.468	1:15.510	
3	9:07:00.919	1:12.451	
4	9:08:12.623	1:11.704	
5	9:09:22.297	1:09.674	
6	9:10:32.198	1:09.901	
7	9:11:42.180	1:09.982	
p8	9:12:59.525	1:17.345	

(66) Ulrik Kjellerup			
Lap	Time of Day	Lap Tm	PT Tm
1	9:04:42.051	1:14.382	
2	9:05:55.902	1:13.851	
3	9:07:08.664	1:12.762	
4	9:08:19.182	1:10.518	
5	9:09:30.615	1:11.433	
6	9:10:40.867	1:10.252	
7	9:11:51.606	1:10.739	
8	9:13:01.660	1:10.054	
9	9:14:13.892	1:12.232	
10	9:15:24.632	1:10.740	
11	9:16:34.571	1:09.939	

(67) Preben B Jensen			
Lap	Time of Day	Lap Tm	PT Tm
1	9:03:42.931	1:15.544	
2	9:04:55.086	1:12.155	
3	9:06:07.661	1:12.575	
4	9:07:20.306	1:12.645	
p5	9:08:42.776	1:22.470	
6	9:11:26.820	2:44.044	1:32.738
7	9:12:37.296	1:10.476	
8	9:13:47.874	1:10.578	

(56) Jørgen Jørgensen			
Lap	Time of Day	Lap Tm	PT Tm
1	9:04:07.847	1:15.523	
2	9:05:20.829	1:12.982	
3	9:06:35.314	1:14.485	
4	9:07:48.213	1:12.899	
5	9:08:59.094	1:10.881	
6	9:10:09.947	1:10.853	
p7	9:11:32.307	1:22.360	

(63) Freddie Veje			
Lap	Time of Day	Lap Tm	PT Tm
1	9:04:47.028	1:15.306	
2	9:06:01.360	1:14.332	

**DM Knutstorp****Sorted on Best Lap time****Sort****Knutstorp 2,070 Km****Session 2 Quali.****30.08.2009 10:00****Qualify started at 10:03:52**

Pos	No.	Name	Bike	Nat./Club	Laps	Best Tm	Diff	In Lap	km/h
1	44	Rasmus Vendelbo Sørense	Yamaha R6	DK-RRKV	9	1:02.710		4	118,833
2	43	Jan Jespersen		DK-	9	1:02.876	0.166	8	118,519
3	34	Teddy Lind			9	1:03.373	0.663	6	117,590
4	128	Jan Mandelid	Honda cbr1000RR	DK-AMK	9	1:03.701	0.991	5	116,984
5	59	Alex Schacht		DK-	9	1:03.912	1.202	7	116,598
6	9	Henrik Johansen	Honda CBR1000RR	DK-CNR-Racing	7	1:03.953	1.243	6	116,523
7	56	Ivan Hansen			10	1:04.621	1.911	6	115,319
8	76	Benjamin Andersen	Honda CBR 600	DK-RRKV	8	1:04.830	2.120	6	114,947
9	9	Mike Kristiansen			9	1:05.000	2.290	6	114,646
10	124	Jannick Golubov	cbr600rr	DK-RR klub viking	7	1:05.119	2.409	6	114,437
11	777	Arne Andreassen	CBR 1000RR	DK-AMK	9	1:05.134	2.424	9	114,410
12	48	Jens Jensen	Yamaha R1	DK-	9	1:05.408	2.698	9	113,931
13	66	Rikard Lundin	Yamaha R6	S-Karlskoga MF	6	1:05.623	2.913	5	113,558
14	99	Lasse Toft	r1	DK-AMK	9	1:05.937	3.227	8	113,017
15	58	Villy Kyndesen	R6	DK-RRF	9	1:06.277	3.567	5	112,437
16	83	Daniel Bredager	yamaha	Dk-	7	1:06.403	3.693	6	112,224
17	77	Søren Fuglsang	yamaha r1	DK-FYNS Motorsport	10	1:06.599	3.889	8	111,894
18	717	Lars Ehlers	GSXR 750	DK-RRKV	9	1:06.791	4.081	8	111,572
19	30	Jens Breinholt	Yamaha R1	DK-RR Fyn	8	1:06.986	4.276	7	111,247
20	4	Emil Hansen	Honda CBR 600RR	DK-RRFyn	8	1:07.046	4.336	5	111,148
21	19	René Kjellerup	Honda CBR1000	DK-RRH	4	1:07.054	4.344	2	111,134
22	69	Michael Barth	yamaha r6	DK-AMK	8	1:07.718	5.008	8	110,045
23	82	Kenneth Pedersen	ZX10R	DK-	9	1:07.737	5.027	7	110,014
24	66	Ulrik Kjellerup	Honda CBR1000	DK-RRH	8	1:07.805	5.095	6	109,903
25	34	Fredrik Linden	Yamaha r6	S-Karlskoga MF	8	1:07.809	5.099	6	109,897
26	77	Rasmus Kilt	Yamaha R1	DK-AMK	7	1:08.332	5.622	6	109,056
27	56	Jørgen Jørgensen	R6	DK-RRF	8	1:08.822	6.112	3	108,279
28	67	Preben B Jensen	Yamaha R6 05	DK-Viking	9	1:09.061	6.351	6	107,905
29	108	Rune Romdal	Suzuki GSXR 750	DK-	9	1:09.475	6.765	5	107,262
30	63	Freddie Veje	Honda CBR 1000	DK-Road race	6	1:10.256	7.546	3	106,069



DM Knutstorp

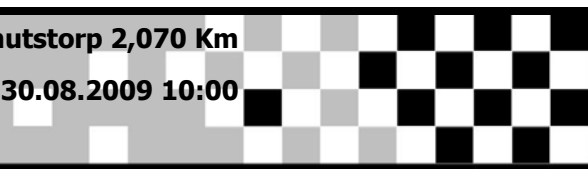
Sort

Knutstorp 2,070 Km

Session 2 Quali.

30.08.2009 10:00

Qualify started at 10:03:52



Lap	Time of Day	Lap Tm	PT Tm	Lap	Time of Day	Lap Tm	PT Tm	Lap	Time of Day	Lap Tm	PT Tm
7	10:12:28.699	1:06.986		6	10:11:32.235	1:08.332					
p8	10:13:47.693	1:18.994		p7	10:12:48.749	1:16.514					
(4) Emil Hansen				(56) Jørgen Jørgensen							
1	10:05:32.368	1:10.186		1	10:05:40.984	1:10.209					
2	10:06:40.192	1:07.824		2	10:06:51.249	1:10.265					
3	10:07:47.612	1:07.420		3	10:08:00.071	1:08.822					
4	10:08:55.190	1:07.578		4	10:09:10.240	1:10.169					
5	10:10:02.236	1:07.046		5	10:10:19.469	1:09.229					
6	10:11:09.883	1:07.647		6	10:11:28.957	1:09.488					
p7	10:12:26.706	1:16.823		7	10:12:37.932	1:08.975					
p8	10:15:05.708	2:39.002	1:21.885	p8	10:14:01.745	1:23.813					
(19) René Kjellerup				(67) Preben B Jensen							
1	10:07:35.036	1:08.529		1	10:05:49.261	1:10.757					
2	10:08:42.090	1:07.054		2	10:06:58.576	1:09.315					
3	10:09:49.565	1:07.475		3	10:08:09.071	1:10.495					
p4	10:11:07.752	1:18.187		4	10:09:18.860	1:09.789					
(69) Michael Barth				(108) Rune Romdal							
1	10:06:47.080	1:13.125		1	10:05:47.384	1:10.493					
2	10:07:58.553	1:11.473		2	10:06:57.586	1:10.202					
3	10:09:09.430	1:10.877		3	10:08:08.567	1:10.981					
4	10:10:18.939	1:09.509		4	10:09:18.507	1:09.940					
5	10:11:28.291	1:09.352		5	10:10:27.982	1:09.475					
6	10:12:37.363	1:09.072		6	10:11:37.713	1:09.731					
7	10:13:45.617	1:08.254		7	10:12:47.372	1:09.659					
8	10:14:53.335	1:07.718		8	10:13:57.357	1:09.985					
(82) Kenneth Pedersen				(63) Freddie Veje							
1	10:06:01.163	1:10.288		1	10:05:51.680	1:11.401					
2	10:07:10.311	1:09.148		2	10:07:02.260	1:10.580					
3	10:08:18.209	1:07.898		3	10:08:12.516	1:10.256					
4	10:09:27.449	1:09.240		4	10:09:22.963	1:10.447					
5	10:10:36.329	1:08.880		5	10:10:33.536	1:10.573					
6	10:11:44.526	1:08.197		6	10:11:43.998	1:10.462					
7	10:12:52.263	1:07.737									
8	10:14:00.192	1:07.929									
p9	10:15:25.016	1:24.824									
(66) Ulrik Kjellerup											
1	10:07:07.302	1:09.026									
2	10:08:17.529	1:10.227									
3	10:09:26.801	1:09.272									
4	10:10:35.572	1:08.771									
5	10:11:44.072	1:08.500									
6	10:12:51.877	1:07.805									
7	10:13:59.701	1:07.824									
p8	10:15:23.120	1:23.419									
(34) Fredrik Linden											
1	10:07:05.849	1:09.081									
2	10:08:13.948	1:08.099									
3	10:09:23.246	1:09.298									
4	10:10:33.688	1:10.442									
5	10:11:41.602	1:07.914									
6	10:12:49.411	1:07.809									
7	10:13:58.091	1:08.680									
p8	10:15:21.044	1:22.953									
(77) Rasmus Kilt											
1	10:05:48.106	1:10.828									
2	10:06:57.791	1:09.685									
3	10:08:06.505	1:08.714									
4	10:09:15.044	1:08.539									
5	10:10:23.903	1:08.859									



DM Knutstorp

Sorted on Best Lap time

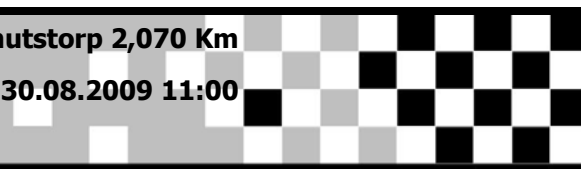
Sort

Knutstorp 2,070 Km

Session 3 Quali.

30.08.2009 11:00

Qualify started at 11:04:14



Pos	No.	Name	Bike	Nat./Club	Laps	Best Tm	Diff	In Lap	km/h
1	43	Jan Jespersen		DK-	11	1:01.455		10	121,259
2	0	Patrik Bengtsson		S-	12	1:02.196	0.741	9	119,815
3	44	Rasmus Vendelbo Sørense	Yamaha R6	DK-RRKV	9	1:02.798	1.343	5	118,666
4	59	Alex Schacht		DK-	14	1:03.176	1.721	5	117,956
5	34	Teddy Lind			15	1:03.234	1.779	5	117,848
6	23	Renè Torpsgaard	Honda CBR 600	DK-RRH	4	1:03.551	2.096	3	117,260
7	27	Henning Hansen	gixxer	DK-road race dk. team30	7	1:04.101	2.646	5	116,254
8	128	Jan Mandelid	Honda cbr1000RR	DK-AMK	9	1:04.178	2.723	8	116,115
9	9	Mike Kristiansen			12	1:04.766	3.311	10	115,060
10	56	Ivan Hansen			7	1:04.821	3.366	5	114,963
11	76	Benjamin Andersen	Honda CBR 600	DK-RRKV	12	1:04.897	3.442	12	114,828
12	55	Arne Andersson	Yamaha R1	S-Hyllinge MS	9	1:05.596	4.141	5	113,604
13	99	Lasse Toft	r1	DK-AMK	5	1:05.621	4.166	5	113,561
14	66	Rikard Lundin	Yamaha R6	S-Karlskoga MF	8	1:05.720	4.265	2	113,390
15	124	Jannick Golubov	cbr600rr	DK-RR klub viking	15	1:05.726	4.271	3	113,380
16	77	Søren Fuglsang	yamaha r1	DK-FYNS Motorsport	14	1:05.796	4.341	8	113,259
17	69	Michael Barth	yamaha r6	DK-AMK	9	1:05.831	4.376	8	113,199
18	48	Jens Jensen	Yamama R1	DK-	7	1:06.090	4.635	5	112,755
19	4	Emil Hansen	Honda CBR 600RR	DK-RRFyn	10	1:06.118	4.663	10	112,708
20	83	Daniel Bredager	yamaha	DK-	14	1:06.147	4.692	8	112,658
21	777	Arne Andreassen	CBR 1000RR	DK-AMK	5	1:06.216	4.761	5	112,541
22	30	Jens Breinholt	Yamaha R1	DK-RR Fyn	6	1:06.257	4.802	4	112,471
23	717	Lars Ehlers	GSXR 750	DK-RRKV	14	1:06.353	4.898	4	112,308
24	19	René Kjellerup	Honda CBR1000	DK-RRH	4	1:06.388	4.933	4	112,249
25	34	Fredrik Linden	Yamaha r6	S-Karlskoga MF	11	1:06.473	5.018	10	112,106
26	59	Martin Coff		DK-	5	1:06.476	5.021	5	112,101
27	66	Ulrik Kjellerup	Honda CBR1000	DK-RRH	9	1:07.294	5.839	4	110,738
28	56	Jørgen Jørgensen	R6	DK-RRF	6	1:07.443	5.988	2	110,493
29	82	Kenneth Pedersen	ZX10R	DK-	8	1:07.542	6.087	7	110,331
30	77	Rasmus Kilt	Yamaha R1	DK-AMK	4	1:07.671	6.216	4	110,121
31	666	Transponder 20			6	1:07.950	6.495	6	109,669
32	63	Freddie Veje	Honda CBR 1000	DK-Road race	6	1:07.965	6.510	6	109,645
33	67	Preben B Jensen	Yamaha R6 05	DK-Viking	10	1:09.202	7.747	4	107,685
34	13	Jonas Dalager						0	-



DM Knutstorp

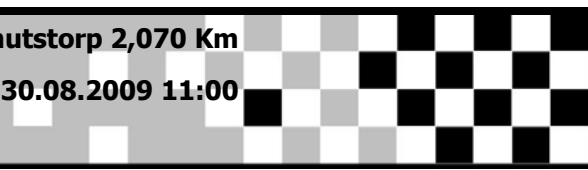
Sort

Knutstorp 2,070 Km

Session 3 Quali.

30.08.2009 11:00

Qualify started at 11:04:14



Lap	Time of Day	Lap Tm	PT Tm
2	11:07:47.502	1:07.479	
3	11:08:54.500	1:06.998	
4	11:10:01.344	1:06.844	
5	11:11:09.474	1:08.130	
6	11:12:15.850	1:06.376	
7	11:13:24.507	1:08.657	
8	11:14:30.338	1:05.831	
p9	11:15:44.406	1:14.068	

(48) Jens Jensen

1	11:06:19.803	1:11.957	
2	11:07:28.435	1:08.632	
3	11:08:37.133	1:08.698	
4	11:09:43.622	1:06.489	
5	11:10:49.712	1:06.090	
6	11:11:56.346	1:06.634	
p7	11:13:12.508	1:16.162	

(4) Emil Hansen

1	11:08:47.087	1:07.684	
2	11:09:53.702	1:06.615	
3	11:11:01.362	1:07.660	
4	11:12:08.934	1:07.572	
5	11:13:15.538	1:06.604	
p6	11:14:30.269	1:14.731	
7	11:17:36.558	3:06.289	2:00.275
8	11:18:43.481	1:06.923	
9	11:19:49.785	1:06.304	
10	11:20:55.903	1:06.118	

(83) Daniel Bredager

1	11:06:08.402	1:07.224	
2	11:07:15.258	1:06.856	
3	11:08:22.119	1:06.861	
4	11:09:28.324	1:06.205	
5	11:10:34.504	1:06.180	
6	11:11:42.594	1:08.090	
7	11:12:49.098	1:06.504	
8	11:13:55.245	1:06.147	
9	11:15:03.405	1:08.160	
10	11:16:10.433	1:07.028	
11	11:17:17.074	1:06.641	
12	11:18:24.331	1:07.257	
13	11:19:31.956	1:07.625	
p14	11:20:48.808	1:16.852	

(777) Arne Andreassen

1	11:06:08.559	1:06.639	
2	11:07:15.517	1:06.958	
3	11:08:22.332	1:06.815	
4	11:09:28.822	1:06.490	
5	11:10:35.038	1:06.216	

(30) Jens Breinholt

1	11:06:07.168	1:08.353	
2	11:07:14.495	1:07.327	
3	11:08:20.951	1:06.456	
4	11:09:27.208	1:06.257	
5	11:10:33.938	1:06.730	
p6	11:11:52.717	1:18.779	

(717) Lars Ehlers

1	11:06:44.427	1:08.589	
2	11:07:52.010	1:07.583	
3	11:08:59.149	1:07.139	
4	11:10:05.502	1:06.353	

Lap	Time of Day	Lap Tm	PT Tm
5	11:11:13.215	1:07.713	
6	11:12:21.296	1:08.081	
7	11:13:28.365	1:07.069	
8	11:14:36.268	1:07.903	
9	11:15:43.504	1:07.236	
10	11:16:50.294	1:06.790	
11	11:17:57.217	1:06.923	
12	11:19:04.625	1:07.408	
13	11:20:12.323	1:07.698	
p14	11:21:44.166	1:31.843	

(19) René Kjellerup

1	11:06:19.869	1:11.718	
2	11:07:27.131	1:07.262	
3	11:08:33.934	1:06.803	
4	11:09:40.322	1:06.388	

(34) Fredrik Linden

1	11:06:22.756	1:07.989	
2	11:07:30.033	1:07.277	
3	11:08:37.611	1:07.578	
4	11:09:44.716	1:07.105	
5	11:10:51.985	1:07.269	
6	11:11:58.660	1:06.675	
7	11:13:05.547	1:06.887	
8	11:14:12.156	1:06.609	
9	11:15:18.779	1:06.623	
10	11:16:25.252	1:06.473	
p11	11:17:42.450	1:17.198	

(59) Martin Coff

1	11:16:32.181	1:13.774	
2	11:17:42.531	1:10.350	
3	11:18:50.272	1:07.741	
4	11:19:57.449	1:07.177	
5	11:21:03.925	1:06.476	

(66) Ulrik Kjellerup

1	11:06:36.173	1:09.596	
2	11:07:44.571	1:08.398	
3	11:08:53.204	1:08.633	
4	11:10:00.498	1:07.294	
5	11:11:09.012	1:08.514	
6	11:12:18.233	1:09.221	
7	11:13:26.939	1:08.706	
8	11:14:35.493	1:08.554	
p9	11:15:47.727	1:12.234	

(56) Jørgen Jørgensen

1	11:06:09.267	1:07.618	
2	11:07:16.710	1:07.443	
3	11:08:24.509	1:07.799	
4	11:09:33.235	1:08.726	
5	11:10:41.091	1:07.856	
p6	11:12:07.016	1:25.925	

(82) Kenneth Pedersen

1	11:06:20.311	1:10.115	
2	11:07:28.999	1:08.688	
3	11:08:38.273	1:09.274	
4	11:09:46.076	1:07.803	
5	11:10:54.615	1:08.539	
6	11:12:02.385	1:07.770	
7	11:13:09.927	1:07.542	
p8	11:14:26.282	1:16.355	

(77) Rasmus Kilt

1	11:06:35.980	1:09.483	
2	11:07:44.413	1:08.433	
3	11:08:52.364	1:07.951	
4	11:10:00.035	1:07.671	

(666) Transponder 20

1	11:06:14.015	1:08.416	
2	11:07:22.409	1:08.394	
3	11:08:30.590	1:08.181	
4	11:09:39.224	1:08.634	
5	11:10:47.289	1:08.065	
6	11:11:55.239	1:07.950	

(63) Freddie Veje

1	11:06:13.604	1:08.466	
2	11:07:22.032	1:08.428	
3	11:08:30.254	1:08.222	
4	11:09:38.813	1:08.559	
5	11:10:47.133	1:08.320	
6	11:11:55.098	1:07.965	

(67) Preben B Jensen

1	11:07:37.418	1:10.070	
2	11:08:47.228	1:09.810	
3	11:09:56.823	1:09.595	
4	11:11:06.025	1:09.202	
5	11:12:16.027	1:10.002	
6	11:13:25.947	1:09.920	
7	11:14:35.508	1:09.561	
8	11:15:44.770	1:09.262	
9	11:16:54.197	1:09.427	
p10	11:18:19.092	1:24.895	



DM Knutstorp

Sorted on Best Lap time

Sort

Knutstorp 2,070 Km

Session 4

30.08.2009 12:20

Practice started at 12:24:07


Pos	No.	Name	Bike	Nat./Club	Laps	Best Tm	Diff	In Lap	km/h
1	43	Jan Jespersen		DK-	13	1:01.347		9	121,473
2	0	Patrik Bengtsson		S-	13	1:02.298	0.951	6	119,619
3	124	Jannick Golubov	cbr600rr	DK-RR klub viking	8	1:03.212	1.865	4	117,889
4	59	Alex Schacht		DK-	14	1:03.230	1.883	12	117,855
5	34	Teddy Lind		DK-	13	1:03.419	2.072	4	117,504
6	76	Benjamin Andersen	Honda CBR 600	DK-RRKV	13	1:04.684	3.337	10	115,206
7	59	Martin Coff		DK-	15	1:05.732	4.385	11	113,369
8	83	Daniel Bredager	yamaha	Dk-	14	1:05.735	4.388	14	113,364
9	55	Arne Andersson	Yamaha R1	S-Hyllinge MS	8	1:05.852	4.505	5	113,163
10	99	Lasse Toft	r1	DK-AMK	9	1:05.953	4.606	7	112,990
11	69	Michael Barth	yamaha r6	DK-AMK	12	1:05.992	4.645	9	112,923
12	56	Ivan Hansen			6	1:06.166	4.819	5	112,626
13	48	Jens Jensen	Yamama R1	DK-	6	1:06.723	5.376	5	111,686
14	9	Mike Kristiansen			5	1:06.973	5.626	4	111,269
15	9	Henrik Johansen	Honda CBR1000RR	DK-CNR-Racing	3	1:08.279	6.932	2	109,140
16	666	Transponder 20			8	1:09.044	7.697	7	107,931
17	108	Rune Romdal	Suzuki GSXR 750	DK-	12	1:09.200	7.853	11	107,688
18	4	Emil Hansen	Honda CBR 600RR	DK-RRFyn	2	2:38.710	1:37.363	1	46,954
19	158	Jan Hansen	honda cbr 1000	DK-Road-racing.dk				0	-
20	13	Jonas Dalager						0	-



DM Knutstorp

Sort
Session 4

Knutstorp 2,070 Km
30.08.2009 12:20



Practice started at 12:24:07

Lap	Time of Day	Lap Tm	PT Tm	Lap	Time of Day	Lap Tm	PT Tm	Lap	Time of Day	Lap Tm	PT Tm
(43) Jan Jespersen											
1	12:28:36.563	1:04.804		9	12:34:24.652	1:03.998		2	12:32:53.643	1:07.980	
2	12:29:40.554	1:03.991		10	12:35:29.771	1:05.119		3	12:34:01.137	1:07.494	
3	12:30:42.786	1:02.232		11	12:36:33.790	1:04.019		4	12:35:07.989	1:06.852	
4	12:31:44.883	1:02.097		12	12:37:38.150	1:04.360		5	12:36:14.337	1:06.348	
5	12:32:46.585	1:01.702		p13	12:39:01.532	1:23.382		6	12:37:20.370	1:06.033	
6	12:33:48.667	1:02.082		(76) Benjamin Andersen				7	12:38:26.323	1:05.953	
7	12:34:51.300	1:02.633		1	12:28:16.018	1:07.397		8	12:39:32.373	1:06.050	
8	12:35:52.954	1:01.654		2	12:29:22.801	1:06.783		p9	12:40:45.835	1:13.462	
9	12:36:54.301	1:01.347		3	12:30:29.959	1:07.158		(69) Michael Barth			
10	12:37:55.748	1:01.447		4	12:31:35.930	1:05.971		1	12:26:24.135	1:11.016	
11	12:38:58.899	1:03.151		5	12:32:41.169	1:05.239		2	12:27:32.868	1:08.733	
12	12:40:00.726	1:01.827		6	12:33:46.651	1:05.482		3	12:28:41.240	1:08.372	
13	12:41:02.442	1:01.716		7	12:34:53.289	1:06.638		4	12:29:49.785	1:08.545	
(0) Patrik Bengtsson											
1	12:28:28.333	1:03.834		8	12:35:59.493	1:06.204		5	12:30:55.855	1:06.070	
2	12:29:30.972	1:02.639		9	12:37:04.274	1:04.781		6	12:32:03.276	1:07.421	
3	12:30:34.662	1:03.690		10	12:38:08.958	1:04.684		7	12:33:09.806	1:06.530	
4	12:31:38.441	1:03.779		11	12:39:13.977	1:05.019		8	12:34:17.007	1:07.201	
5	12:32:41.250	1:02.809		12	12:40:18.911	1:04.934		9	12:35:22.999	1:05.992	
6	12:33:43.548	1:02.298		p13	12:41:38.329	1:19.418		10	12:36:29.576	1:06.577	
7	12:34:46.903	1:03.355		(59) Martin Coff				11	12:37:35.946	1:06.370	
8	12:35:49.735	1:02.832		1	12:26:04.160	1:08.540		p12	12:38:49.807	1:13.861	
9	12:36:52.539	1:02.804		2	12:27:11.851	1:07.691		(56) Ivan Hansen			
10	12:37:55.306	1:02.767		3	12:28:18.505	1:06.654		1	12:26:00.314	1:07.863	
11	12:38:58.705	1:03.399		4	12:29:25.395	1:06.890		2	12:27:08.315	1:08.001	
12	12:40:01.493	1:02.788		5	12:30:32.222	1:06.827		3	12:28:14.508	1:06.193	
13	12:41:04.092	1:02.599		6	12:31:38.458	1:06.236		4	12:29:20.714	1:06.206	
(124) Jannick Golubov											
1	12:25:51.270	1:05.298		7	12:32:44.243	1:05.785		5	12:30:26.880	1:06.166	
2	12:26:56.669	1:05.399		8	12:33:50.291	1:06.048		p6	12:31:42.580	1:15.700	
3	12:28:01.228	1:04.559		9	12:34:56.246	1:05.955		(48) Jens Jensen			
4	12:29:04.440	1:03.212		10	12:36:02.325	1:06.079		1	12:26:20.378	1:10.076	
5	12:30:08.610	1:04.170		11	12:37:08.057	1:05.732		2	12:27:29.981	1:09.603	
6	12:31:12.095	1:03.485		12	12:38:14.759	1:06.702		3	12:28:40.062	1:10.081	
7	12:32:16.470	1:04.375		13	12:39:21.491	1:06.732		4	12:29:49.758	1:09.696	
p8	12:33:31.596	1:15.126		14	12:40:27.589	1:06.098		5	12:30:56.481	1:06.723	
(59) Alex Schacht											
1	12:25:50.951	1:05.693		15	12:41:33.486	1:05.897		p6	12:32:12.182	1:15.701	
2	12:26:56.464	1:05.513		(83) Daniel Bredager				(9) Mike Kristiansen			
3	12:28:00.844	1:04.380		1	12:26:34.980	1:12.041		1	12:26:03.447	1:11.020	
4	12:29:04.178	1:03.334		2	12:27:42.909	1:07.929		2	12:27:11.381	1:07.934	
5	12:30:07.779	1:03.601		3	12:28:50.460	1:07.551		3	12:28:19.236	1:07.855	
6	12:31:11.256	1:03.477		4	12:29:56.807	1:06.347		4	12:29:26.209	1:06.973	
p7	12:32:21.234	1:09.978		5	12:31:03.249	1:06.442		p5	12:30:48.997	1:22.788	
8	12:34:35.061	2:13.827	1:09.194	6	12:32:09.842	1:06.593		(9) Henrik Johansen			
9	12:35:39.557	1:04.496		7	12:33:16.868	1:07.026		1	12:26:11.378	1:12.268	
10	12:36:43.077	1:03.520		8	12:34:23.464	1:06.596		2	12:27:19.657	1:08.279	
11	12:37:46.329	1:03.252		9	12:35:29.620	1:06.156		p3	12:28:36.963	1:17.306	
12	12:38:49.559	1:03.230		10	12:36:35.680	1:06.060		(666) Transponder 20			
13	12:39:54.469	1:04.910		11	12:37:41.737	1:06.057		1	12:26:19.898	1:12.378	
p14	12:41:10.080	1:15.611		12	12:38:48.769	1:07.032		2	12:27:29.621	1:09.723	
(34) Teddy Lind											
1	12:25:50.689	1:06.501		13	12:39:54.832	1:06.063		3	12:28:39.813	1:10.192	
2	12:26:56.534	1:05.845		14	12:41:00.567	1:05.735		4	12:29:49.570	1:09.757	
3	12:28:01.496	1:04.962		(55) Arne Andersson				5	12:30:59.127	1:09.557	
4	12:29:04.915	1:03.419		1	12:25:54.965	1:07.498		6	12:32:08.915	1:09.788	
5	12:30:08.860	1:03.945		2	12:27:01.722	1:06.757		7	12:33:17.959	1:09.044	
6	12:31:12.459	1:03.599		3	12:28:08.163	1:06.441		8	12:34:27.140	1:09.181	
7	12:32:16.495	1:04.036		4	12:29:14.357	1:06.194		(108) Rune Romdal			
8	12:33:20.654	1:04.159		5	12:30:20.209	1:05.852		1	12:27:51.761	2:35.008	1:22.953
(99) Lasse Toft											
				6	12:31:26.134	1:05.925		2	12:29:02.463	1:10.702	
				7	12:32:32.405	1:06.271		3	12:30:13.401	1:10.938	
				p8	12:33:47.005	1:14.600		4	12:31:22.739	1:09.338	

Official Timing by www.motorsport-events.se Orbits 4

Clerk of the course: www.amb-it.com
Jury President: www.mylaps.com
Anslagen: Licensed to: Motorsport Events
Printed: 30.08.2009 12:42:11 Page 1/2



DM Knutstorp

Sort	Knutstorp 2,070 Km
Session 4	30.08.2009 12:20
Practice started at 12:24:07	

Lap	Time of Day	Lap Tm	PT Tm	Lap	Time of Day	Lap Tm	PT Tm	Lap	Time of Day	Lap Tm	PT Tm
5	12:32:32.405	1:09.666									
6	12:33:42.655	1:10.250									
7	12:34:53.223	1:10.568									
8	12:36:03.745	1:10.522									
9	12:37:13.845	1:10.100									
10	12:38:23.055	1:09.210									
11	12:39:32.255	1:09.200									
12	12:40:41.937	1:09.682									

(4) Emil Hansen

1	12:27:41.465	2:38.710	1:30.174
p2	12:28:58.626	1:17.161	