


**DM Knutstorp****Sorted on Best Lap time****Red****Knutstorp 2,070 Km****Session 1 Quali.****30.08.2009 09:15****Qualify started at 9:18:23**

Pos	No.	Name	Bike	Nat./Club	Laps	Best Tm	Diff	In Lap	km/h
1	184	Bo Nielsen		DK-	9	1:09.165		6	107,742
2	35	Keld Sommer	Ducati 848	DK-	9	1:09.421	0.256	6	107,345
3	158	Jan Hansen	honda cbr 1000	DK-Road-racing.dk	10	1:09.429	0.264	8	107,333
4	59	Transponder 59			10	1:10.220	1.055	6	106,124
5	990	Michael Lehd	KTM RC8	DK-	10	1:10.411	1.246	8	105,836
6	24	Martin Bjærre	Yamaha R1	DK-Team Highsider	10	1:11.203	2.038	9	104,659
7	91	Tommy Kruse	Yamaha R6	DK-	9	1:11.326	2.161	9	104,478
8	39	Rune Rasmussen	Suzuki GSX-R 750	DK-	10	1:11.602	2.437	10	104,075
9	32	Michael Glad	yamaha r1	DK-	10	1:11.737	2.572	8	103,879
10	115	René Hestbech	Superduke	DK-Team Highsider	8	1:12.191	3.026	3	103,226
11	7	Jesper Petersen			8	1:12.240	3.075	5	103,156
12	999	Morten Möller			10	1:12.311	3.146	9	103,055
13	666	Transponder 20			7	1:12.317	3.152	7	103,046
14	59	Tue Larsen	Honda cbr929rr	DK-	9	1:12.492	3.327	9	102,798
15	8	Filip Rasmussen	gsxr 750	DK-	10	1:12.622	3.457	8	102,614
16	61	Allan Sachmann	Ducati 848	DK-	8	1:12.841	3.676	6	102,305
17	14	Henning Boll	Yamaha R1	DK-AMK	9	1:13.103	3.938	7	101,938
18	65	Stig Helmer		DK-	8	1:13.502	4.337	8	101,385
19	44	Tommy Nielsen			9	1:14.442	5.277	5	100,105
20	16	Claus Andersen	Ducati 996	DK-AMK	6	1:15.069	5.904	4	99,269
21	203	Transponder 203			6	1:19.165	10.000	3	94,133
22	43	Jan Jespersen		DK-	1	1:29.975	20.810	1	82,823



DM Knutstorp


Red

Knutstorp 2,070 Km

Session 1 Quali.

30.08.2009 09:15

Qualify started at 9:18:23



Lap	Time of Day	Lap Tm	PT Tm
(184) Bo Nielsen			
1	9:21:34.693	1:11.955	
2	9:22:47.253	1:12.560	
3	9:24:01.883	1:14.630	
4	9:25:12.935	1:11.052	
5	9:26:23.341	1:10.406	
6	9:27:32.506	1:09.165	
7	9:28:41.848	1:09.342	
8	9:29:51.300	1:09.452	
9	9:31:00.561	1:09.261	

Lap	Time of Day	Lap Tm	PT Tm
(35) Keld Sommer			
1	9:20:44.906	1:13.343	
2	9:21:59.011	1:14.105	
3	9:23:14.144	1:15.133	
4	9:24:26.517	1:12.373	
5	9:25:39.829	1:13.312	
6	9:26:49.250	1:09.421	
7	9:27:59.077	1:09.827	
8	9:29:10.747	1:11.670	
p9	9:30:28.074	1:17.327	

Lap	Time of Day	Lap Tm	PT Tm
(158) Jan Hansen			
1	9:20:33.754	1:21.478	
2	9:21:46.940	1:13.186	
3	9:22:59.479	1:12.539	
4	9:24:10.886	1:11.407	
5	9:25:24.313	1:13.427	
6	9:26:35.124	1:10.811	
7	9:27:45.385	1:10.261	
8	9:28:54.814	1:09.429	
9	9:30:04.796	1:09.982	
10	9:31:15.760	1:10.964	

Lap	Time of Day	Lap Tm	PT Tm
(59) Transponder 59			
1	9:20:36.856	1:23.611	
2	9:21:54.377	1:17.521	
3	9:23:06.358	1:11.981	
4	9:24:20.414	1:14.056	
5	9:25:33.191	1:12.777	
6	9:26:43.411	1:10.220	
7	9:27:55.142	1:11.731	
8	9:29:06.080	1:10.938	
9	9:30:17.175	1:11.095	
10	9:31:28.339	1:11.164	

Lap	Time of Day	Lap Tm	PT Tm
(990) Michael Lehd			
1	9:20:23.141	1:12.200	
2	9:21:35.796	1:12.655	
3	9:22:47.663	1:11.867	
4	9:24:02.522	1:14.859	
5	9:25:15.465	1:12.943	
6	9:26:28.584	1:13.119	
7	9:27:42.545	1:13.961	
8	9:28:52.956	1:10.411	
9	9:30:06.399	1:13.443	
10	9:31:17.450	1:11.051	

Lap	Time of Day	Lap Tm	PT Tm
(24) Martin Bjarre			
1	9:20:33.781	1:22.348	
2	9:21:48.721	1:14.940	
3	9:23:01.494	1:12.773	
4	9:24:14.323	1:12.829	
5	9:25:27.900	1:13.577	
6	9:26:40.744	1:12.844	

Lap	Time of Day	Lap Tm	PT Tm
7	9:27:53.514	1:12.770	
8	9:29:05.533	1:12.019	
9	9:30:16.736	1:11.203	
10	9:31:30.739	1:14.003	

Lap	Time of Day	Lap Tm	PT Tm
(91) Tommy Kruse			
1	9:21:33.215	1:15.841	
2	9:22:46.795	1:13.580	
3	9:24:01.561	1:14.766	
4	9:25:14.998	1:13.437	
5	9:26:27.807	1:12.809	
6	9:27:39.723	1:11.916	
7	9:28:52.019	1:12.296	
8	9:30:04.333	1:12.314	
9	9:31:15.659	1:11.326	

Lap	Time of Day	Lap Tm	PT Tm
(39) Rune Rasmussen			
1	9:20:36.379	1:22.429	
2	9:21:52.617	1:16.238	
3	9:23:05.790	1:13.173	
4	9:24:19.717	1:13.927	
5	9:25:33.935	1:14.218	
6	9:26:46.779	1:12.844	
7	9:27:58.926	1:12.147	
8	9:29:10.685	1:11.759	
9	9:30:22.524	1:11.839	
10	9:31:34.126	1:11.602	

Lap	Time of Day	Lap Tm	PT Tm
(32) Michael Glad			
1	9:20:34.700	1:24.126	
2	9:21:54.136	1:19.436	
3	9:23:13.704	1:19.568	
4	9:24:28.887	1:15.183	
5	9:25:42.949	1:14.062	
6	9:26:56.392	1:13.443	
7	9:28:08.691	1:12.299	
8	9:29:20.428	1:11.737	
9	9:30:32.324	1:11.896	
10	9:31:46.286	1:13.962	

Lap	Time of Day	Lap Tm	PT Tm
(115) René Hestbech			
1	9:20:34.418	1:22.394	
2	9:21:50.061	1:15.643	
3	9:23:02.252	1:12.191	
4	9:24:15.018	1:12.766	
5	9:25:28.657	1:13.639	
6	9:26:41.713	1:13.056	
7	9:27:54.809	1:13.096	
p8	9:29:18.554	1:23.745	

Lap	Time of Day	Lap Tm	PT Tm
(7) Jesper Petersen			
1	9:21:15.333	1:22.199	
2	9:22:32.417	1:17.084	
3	9:23:46.590	1:14.173	
4	9:24:59.554	1:12.964	
5	9:26:11.794	1:12.240	
6	9:27:24.210	1:12.416	
7	9:28:37.233	1:13.023	
p8	9:29:58.668	1:21.435	

Lap	Time of Day	Lap Tm	PT Tm
(999) Morten Möller			
1	9:20:34.959	1:22.711	
2	9:21:52.122	1:17.163	
3	9:23:05.452	1:13.330	
4	9:24:19.043	1:13.591	
5	9:25:33.207	1:14.164	

Lap	Time of Day	Lap Tm	PT Tm
6	9:26:46.228	1:13.021	
7	9:27:58.854	1:12.626	
8	9:29:12.652	1:13.798	
9	9:30:24.963	1:12.311	
10	9:31:37.711	1:12.748	

Lap	Time of Day	Lap Tm	PT Tm
(666) Transponder 20			
1	9:20:44.605	1:14.520	
2	9:21:58.831	1:14.226	
3	9:23:14.413	1:15.582	
4	9:24:29.151	1:14.738	
5	9:25:43.067	1:13.916	
6	9:26:56.590	1:13.523	
7	9:28:08.907	1:12.317	

Lap	Time of Day	Lap Tm	PT Tm
(59) Tue Larsen			
1	9:20:42.059	1:20.194	
2	9:21:58.990	1:16.931	
3	9:23:15.791	1:16.801	
4	9:24:33.438	1:17.647	
5	9:25:47.022	1:13.584	
6	9:27:01.834	1:14.812	
7	9:28:16.295	1:14.461	
8	9:29:31.187	1:14.892	
9	9:30:43.679	1:12.492	

Lap	Time of Day	Lap Tm	PT Tm
(8) Filip Rasmussen			
1	9:20:37.062	1:19.863	
2	9:21:55.210	1:18.148	
3	9:23:12.132	1:16.922	
4	9:24:26.184	1:14.052	
5	9:25:39.804	1:13.620	
6	9:26:55.225	1:15.421	
7	9:28:08.583	1:13.358	
8	9:29:21.205	1:12.622	
9	9:30:34.491	1:13.286	
10	9:31:52.254	1:17.763	

Lap	Time of Day	Lap Tm	PT Tm
(61) Allan Sachmann			
1	9:21:25.930	1:16.889	
2	9:22:41.065	1:15.135	
3	9:23:54.876	1:13.811	
4	9:25:09.356	1:14.480	
5	9:26:23.197	1:13.841	
6	9:27:36.038	1:12.841	
7	9:28:49.338	1:13.300	
p8	9:30:20.674	1:31.336	

Lap	Time of Day	Lap Tm	PT Tm
(14) Henning Boll			
1	9:20:38.175	1:20.181	
2	9:21:56.223	1:18.048	
3	9:23:13.135	1:16.912	
4	9:24:26.318	1:13.183	
5	9:25:39.734	1:13.416	
6	9:26:53.656	1:13.922	
7	9:28:06.759	1:13.103	
8	9:29:20.157	1:13.398	
9	9:30:33.546	1:13.389	

Lap	Time of Day	Lap Tm	PT Tm
(65) Stig Helmer			
1	9:20:51.962	1:17.199	
2	9:22:09.371	1:17.409	
3	9:23:24.680	1:15.309	
4	9:24:38.658	1:13.978	
5	9:25:53.195	1:14.537	
6	9:27:09.849	1:16.654	



DM Knutstorp


Red

Knutstorp 2,070 Km

Session 1 Quali.

30.08.2009 09:15

Qualify started at 9:18:23



Lap	Time of Day	Lap Tm	PT Tm	Lap	Time of Day	Lap Tm	PT Tm	Lap	Time of Day	Lap Tm	PT Tm
7	9:28:24.759	1:14.910									
8	9:29:38.261	1:13.502									

(44) Tommy Nielsen

1	9:20:37.288	1:20.588
2	9:21:55.409	1:18.121
3	9:23:13.237	1:17.828
4	9:24:28.654	1:15.417
5	9:25:43.096	1:14.442
6	9:27:00.100	1:17.004
7	9:28:15.870	1:15.770
8	9:29:31.247	1:15.377
p9	9:30:59.137	1:27.890

(16) Claus Andersen

1	9:21:04.074	1:18.104
2	9:22:19.306	1:15.232
3	9:23:34.692	1:15.386
4	9:24:49.761	1:15.069
5	9:26:05.027	1:15.266
6	9:27:20.662	1:15.635

(203) Transponder 203

1	9:20:33.539	1:23.220
2	9:21:53.926	1:20.387
3	9:23:13.091	1:19.165
4	9:24:33.598	1:20.507
5	9:25:52.961	1:19.363
p6	9:27:34.506	1:41.545

(43) Jan Jespersen

1	9:25:36.728	1:29.975
---	-------------	----------



DM Knutstorp

Sorted on Best Lap time


Red

Knutstorp 2,070 Km

Session 2 Quali.

30.08.2009 10:15

Qualify started at 10:17:22



Pos	No.	Name	Bike	Nat./Club	Laps	Best Tm	Diff	In Lap	km/h
1	48	Jens Jensen	Yamama R1	DK-	7	1:05.926		6	113,036
2	666	Transponder 20			11	1:07.604	1.678	6	110,230
3	35	Keld Sommer	Ducati 848	DK-	9	1:08.189	2.263	6	109,284
4	158	Jan Hansen	honda cbr 1000	DK-Road-racing.dk	10	1:08.259	2.333	7	109,172
5	18	Sten Johansen	Suzuki k7 1000	DK-RRH	10	1:08.360	2.434	3	109,011
6	184	Bo Nielsen		DK-	10	1:08.430	2.504	7	108,900
7	990	Michael Lehd	KTM RC8	DK-	10	1:09.095	3.169	7	107,852
8	59	Transponder 59			9	1:09.190	3.264	9	107,703
9	232	Transponder 232			11	1:09.208	3.282	9	107,675
10	59	Tue Larsen	Honda cbr929rr	DK-	10	1:09.304	3.378	10	107,526
11	32	Michael Glad	yamaha r1	DK-	11	1:09.618	3.692	11	107,041
12	91	Niels Henrik Jensen	suzuki gsxr 1000	DK-	10	1:09.779	3.853	6	106,794
13	24	Martin Bjarre	Yamaha R1	DK-Team Highsider	11	1:09.828	3.902	9	106,719
14	7	Jesper Petersen			10	1:10.171	4.245	9	106,198
15	999	Morten Möller			11	1:10.221	4.295	6	106,122
16	39	Rune Rasmussen	Suzuki GSX-R 750	DK-	10	1:10.820	4.894	9	105,225
17	115	René Hestbech	Superduke	DK-Team Highsider	10	1:10.888	4.962	4	105,124
18	61	Allan Sachmann	Ducati 848	DK-	10	1:11.467	5.541	7	104,272
19	14	Henning Boll	Yamaha R1	DK-AMK	8	1:11.589	5.663	8	104,094
20	65	Stig Helmer		DK-	10	1:11.602	5.676	7	104,075
21	44	Tommy Nielsen			9	1:12.207	6.281	7	103,203
22	8	Filip Rasmussen	gsxr 750	DK-	2	1:12.330	6.404	2	103,028
23	16	Claus Andersen	Ducati 996	DK-AMK	7	1:13.750	7.824	2	101,044
24	203	Transponder 203			10	1:16.556	10.630	9	97,341
25	69	Michael Barth	yamaha r6	DK-AMK	3	1:17.889	11.963	2	95,675



DM Knutstorp

Red

Knutstorp 2,070 Km

Session 2 Quali.

30.08.2009 10:15

Qualify started at 10:17:22



Lap	Time of Day	Lap Tm	PT Tm
(48) Jens Jensen			
1	10:21:00.850	1:12.430	
2	10:22:10.511	1:09.661	
3	10:23:20.269	1:09.758	
4	10:24:30.309	1:10.040	
5	10:25:37.417	1:07.108	
6	10:26:43.343	1:05.926	
p7	10:27:59.241	1:15.898	

Lap	Time of Day	Lap Tm	PT Tm
(666) Transponder 20			
1	10:19:47.116	1:47.654	36.995
2	10:21:00.326	1:13.210	
3	10:22:10.057	1:09.731	
4	10:23:19.742	1:09.685	
5	10:24:29.509	1:09.767	
6	10:25:37.113	1:07.604	
7	10:26:45.993	1:08.880	
8	10:27:54.850	1:08.857	
9	10:29:05.004	1:10.154	
10	10:30:16.997	1:11.993	
11	10:31:29.832	1:12.835	

Lap	Time of Day	Lap Tm	PT Tm
(35) Keld Sommer			
1	10:20:09.302	1:13.506	
2	10:21:19.204	1:09.902	
3	10:22:27.832	1:08.628	
4	10:23:39.372	1:11.540	
5	10:24:48.011	1:08.639	
6	10:25:56.200	1:08.189	
7	10:27:04.516	1:08.316	
8	10:28:12.848	1:08.332	
p9	10:29:30.831	1:17.983	

Lap	Time of Day	Lap Tm	PT Tm
(158) Jan Hansen			
1	10:20:21.243	1:13.518	
2	10:21:34.011	1:12.768	
3	10:22:44.634	1:10.623	
4	10:23:57.263	1:12.629	
5	10:25:08.199	1:10.936	
6	10:26:20.114	1:11.915	
7	10:27:28.373	1:08.259	
8	10:28:40.587	1:12.214	
9	10:29:53.906	1:13.319	
10	10:31:02.284	1:08.378	

Lap	Time of Day	Lap Tm	PT Tm
(18) Sten Johansen			
1	10:19:35.932	1:12.951	
2	10:20:47.070	1:11.138	
3	10:21:55.430	1:08.360	
4	10:24:13.837	2:18.407	
5	10:25:24.050	1:10.213	
6	10:26:33.141	1:09.091	
7	10:27:41.553	1:08.412	
8	10:28:52.142	1:10.589	
9	10:30:00.714	1:08.572	
10	10:31:10.145	1:09.431	

Lap	Time of Day	Lap Tm	PT Tm
(184) Bo Nielsen			
1	10:20:54.792	1:09.676	
2	10:22:03.863	1:09.071	
3	10:23:14.267	1:10.404	
4	10:24:23.268	1:09.001	
5	10:25:31.839	1:08.571	
6	10:26:41.869	1:10.030	
7	10:27:50.299	1:08.430	

Lap	Time of Day	Lap Tm	PT Tm
8	10:29:00.083	1:09.784	
9	10:30:12.075	1:11.992	
10	10:31:20.796	1:08.721	

Lap	Time of Day	Lap Tm	PT Tm
(990) Michael Lehd			
1	10:19:10.054	1:09.769	
2	10:20:21.709	1:11.655	
3	10:21:34.401	1:12.692	
4	10:22:45.278	1:10.877	
5	10:23:58.009	1:12.731	
6	10:25:11.677	1:13.668	
7	10:26:20.772	1:09.095	
8	10:27:30.758	1:09.986	
9	10:28:41.403	1:10.645	
10	10:29:55.392	1:13.989	

Lap	Time of Day	Lap Tm	PT Tm
(59) Transponder 59			
1	10:19:23.928	1:11.785	
2	10:20:35.069	1:11.141	
3	10:21:45.183	1:10.114	
4	10:22:55.359	1:10.176	
5	10:24:04.770	1:09.411	
6	10:25:15.320	1:10.550	
7	10:26:25.404	1:10.084	
8	10:27:34.980	1:09.576	
9	10:28:44.170	1:09.190	

Lap	Time of Day	Lap Tm	PT Tm
(232) Transponder 232			
1	10:19:16.627	1:13.280	
2	10:20:28.094	1:11.467	
3	10:21:38.351	1:10.257	
4	10:22:49.939	1:11.588	
5	10:24:01.377	1:11.438	
6	10:25:12.250	1:10.873	
7	10:26:22.338	1:10.088	
8	10:27:34.021	1:11.683	
9	10:28:43.229	1:09.208	
10	10:29:55.796	1:12.567	
11	10:31:06.040	1:10.244	

Lap	Time of Day	Lap Tm	PT Tm
(59) Tue Larsen			
1	10:20:10.366	1:14.176	
2	10:21:22.003	1:11.637	
3	10:22:32.320	1:10.317	
4	10:23:42.733	1:10.413	
5	10:24:56.713	1:13.980	
6	10:26:06.512	1:09.799	
7	10:27:17.127	1:10.615	
8	10:28:27.069	1:09.942	
9	10:29:36.647	1:09.578	
10	10:30:45.951	1:09.304	

Lap	Time of Day	Lap Tm	PT Tm
(32) Michael Glad			
1	10:19:46.774	1:19.648	
2	10:20:58.863	1:12.089	
3	10:22:09.760	1:10.897	
4	10:23:19.554	1:09.794	
5	10:24:33.339	1:13.785	
6	10:25:43.438	1:10.099	
7	10:26:53.886	1:10.448	
8	10:28:04.440	1:10.554	
9	10:29:14.820	1:10.380	
10	10:30:25.116	1:10.296	
11	10:31:34.734	1:09.618	

Lap	Time of Day	Lap Tm	PT Tm
(91) Niels Henrik Jensen			

Lap	Time of Day	Lap Tm	PT Tm
1	10:20:20.850	1:13.262	
2	10:21:32.939	1:12.089	
3	10:22:44.522	1:11.583	
4	10:23:57.143	1:12.621	
5	10:25:08.139	1:10.996	
6	10:26:17.918	1:09.779	
7	10:27:28.311	1:10.393	
8	10:28:40.618	1:12.307	
9	10:29:54.366	1:13.748	
10	10:31:04.273	1:09.907	

Lap	Time of Day	Lap Tm	PT Tm
(24) Martin Bjarre			
1	10:19:16.416	1:15.010	
2	10:20:27.322	1:10.906	
3	10:21:37.775	1:10.453	
4	10:22:49.796	1:12.021	
5	10:24:01.052	1:11.256	
6	10:25:11.982	1:10.930	
7	10:26:21.978	1:09.996	
8	10:27:32.842	1:10.864	
9	10:28:42.670	1:09.828	
10	10:29:55.776	1:13.106	
11	10:31:09.937	1:14.161	

Lap	Time of Day	Lap Tm	PT Tm
(7) Jesper Petersen			
1	10:21:02.455	1:14.482	
2	10:22:13.344	1:10.889	
3	10:23:23.781	1:10.437	
4	10:24:34.787	1:11.006	
5	10:25:45.877	1:11.090	
6	10:26:56.495	1:10.618	
7	10:28:07.863	1:11.368	
8	10:29:18.436	1:10.573	
9	10:30:28.607	1:10.171	
10	10:31:38.854	1:10.247	

Lap	Time of Day	Lap Tm	PT Tm
(999) Morten Möller			
1	10:19:18.066	1:13.486	
2	10:20:28.995	1:10.929	
3	10:21:39.350	1:10.355	
4	10:22:50.554	1:11.204	
5	10:24:02.444	1:11.890	
6	10:25:12.665	1:10.221	
7	10:26:23.528	1:10.863	
8	10:27:34.943	1:11.415	
9	10:28:45.287	1:10.344	
10	10:29:56.905	1:11.618	
11	10:31:09.958	1:13.053	

Lap	Time of Day	Lap Tm	PT Tm
(39) Rune Rasmussen			
1	10:20:09.118	1:15.069	
2	10:21:22.639	1:13.521	
3	10:22:35.199	1:12.560	
4	10:23:47.497	1:12.298	
5	10:25:00.726	1:13.229	
6	10:26:11.911	1:11.185	
7	10:27:23.203	1:11.292	
8	10:28:34.090	1:10.887	
9	10:29:44.910	1:10.820	
p10	10:31:01.273	1:16.363	

Lap	Time of Day	Lap Tm	PT Tm
(115) René Hestbech			
1	10:19:17.862	1:14.975	
2	10:20:29.916	1:12.054	
3	10:21:41.881	1:11.965	
4	10:22:52.769	1:10.888	

Official Timing by www.motorsport-events.se:

Orbits 4

Clerk of the course:

www.amb-it.com

Jury President:

www.mylaps.com

Anslagen:

Licensed to: Motorsport Events

Printed: 30.08.2009 12:19:03

Page 1/2



DM Knutstorp

Red

Knutstorp 2,070 Km

Session 2 Quali.

30.08.2009 10:15

Qualify started at 10:17:22



Lap	Time of Day	Lap Tm	PT Tm	Lap	Time of Day	Lap Tm	PT Tm	Lap	Time of Day	Lap Tm	PT Tm
5	10:24:03.935	1:11.166		1	10:19:46.598	1:19.792					
6	10:25:15.328	1:11.393		2	10:21:04.242	1:17.644					
7	10:26:27.200	1:11.872		3	10:22:22.171	1:17.929					
8	10:27:39.632	1:12.432		4	10:23:40.469	1:18.298					
9	10:28:52.149	1:12.517		5	10:25:01.015	1:20.546					
10	10:30:03.432	1:11.283		6	10:26:20.191	1:19.176					
<hr/>				7	10:27:37.844	1:17.653					
(61) Allan Sachmann				8	10:28:55.412	1:17.568					
1	10:20:41.764	1:12.873		9	10:30:11.968	1:16.556					
2	10:21:53.824	1:12.060		p10	10:31:41.703	1:29.735					
3	10:23:05.618	1:11.794		<hr/>							
4	10:24:17.692	1:12.074		(69) Michael Barth							
5	10:25:29.804	1:12.112		1	10:20:16.048	1:20.473					
6	10:26:41.750	1:11.946		2	10:21:33.937	1:17.889					
7	10:27:53.217	1:11.467		p3	10:23:03.463	1:29.526					
8	10:29:04.860	1:11.643		<hr/>							
9	10:30:16.855	1:11.995									
10	10:31:29.695	1:12.840									
<hr/>											
(14) Henning Boll											
1	10:19:21.383	1:13.210									
2	10:20:34.848	1:13.465									
3	10:21:47.370	1:12.522									
4	10:22:59.393	1:12.023									
5	10:24:11.722	1:12.329									
6	10:25:24.591	1:12.869									
7	10:26:37.680	1:13.089									
8	10:27:49.269	1:11.589									
<hr/>											
(65) Stig Helmer											
1	10:20:10.143	1:14.444									
2	10:21:22.950	1:12.807									
3	10:22:35.496	1:12.546									
4	10:23:48.990	1:13.494									
5	10:25:02.093	1:13.103									
6	10:26:15.379	1:13.286									
7	10:27:26.981	1:11.602									
8	10:28:39.873	1:12.892									
9	10:29:53.475	1:13.602									
10	10:31:05.376	1:11.901									
<hr/>											
(44) Tommy Nielsen											
1	10:20:47.077	1:15.775									
2	10:22:02.009	1:14.932									
3	10:23:17.407	1:15.398									
4	10:24:33.194	1:15.787									
p5	10:25:59.835	1:26.641									
6	10:28:09.343	2:09.508	51.786								
7	10:29:21.550	1:12.207									
8	10:30:34.264	1:12.714									
9	10:31:50.556	1:16.292									
<hr/>											
(8) Filip Rasmussen											
1	10:21:07.256	1:13.239									
2	10:22:19.586	1:12.330									
<hr/>											
(16) Claus Andersen											
1	10:21:13.198	1:14.845									
2	10:22:26.948	1:13.750									
3	10:23:42.078	1:15.130									
4	10:24:56.922	1:14.844									
5	10:26:11.576	1:14.654									
6	10:27:25.907	1:14.331									
7	10:28:39.857	1:13.950									
<hr/>											
(203) Transponder 203											



DM Knutstorp

Sorted on Best Lap time

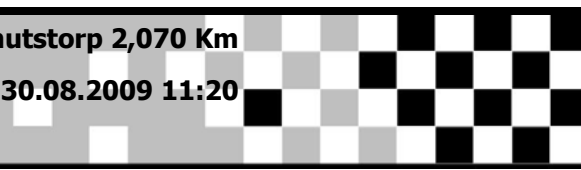
Red

Knutstorp 2,070 Km

Session 3 Quali.

30.08.2009 11:20

Qualify started at 11:23:22



Pos	No.	Name	Bike	Nat./Club	Laps	Best Tm	Diff	In Lap	km/h
1	18	Sten Johansen	Suzuki k7 1000	DK-RRH	7	1:07.149		3	110,977
2	184	Bo Nielsen		DK-	6	1:08.535	1.386	2	108,733
3	35	Keld Sommer	Ducati 848	DK-	6	1:08.569	1.420	4	108,679
4	232	Transponder 232			5	1:08.705	1.556	5	108,464
5	59	Transponder 59			7	1:09.412	2.263	5	107,359
6	990	Michael Lehd	KTM RC8	DK-	6	1:09.645	2.496	4	107,000
7	999	Morten Möller			7	1:09.765	2.616	3	106,816
8	59	Tue Larsen	Honda cbr929rr	DK-	6	1:09.816	2.667	5	106,738
9	91	Niels Henrik Jensen	suzuki gsxr 1000	DK-	7	1:09.825	2.676	6	106,724
10	64	Paw Pedersen			7	1:09.897	2.748	6	106,614
11	7	Jesper Petersen			6	1:10.054	2.905	3	106,375
12	158	Jan Hansen	honda cbr 1000	DK-Road-racing.dk	7	1:10.054	2.905	2	106,375
13	32	Michael Glad	yamaha r1	DK-	7	1:10.076	2.927	4	106,342
14	24	Martin Bjærre	Yamaha R1	DK-Team Highsider	7	1:10.500	3.351	3	105,702
15	115	René Hestbech	Superduke	DK-Team Highsider	7	1:10.926	3.777	3	105,067
16	65	Stig Helmer		DK-	6	1:10.985	3.836	5	104,980
17	13	Jonas Dalager			7	1:11.395	4.246	6	104,377
18	81	Morten Rugh	suzuki sv 1000	DK-	6	1:11.447	4.298	5	104,301
19	61	Allan Sachmann	Ducati 848	DK-	6	1:11.764	4.615	3	103,840
20	39	Rune Rasmussen	Suzuki GSX-R 750	DK-	7	1:11.989	4.840	6	103,516
21	209	Rene Lafort			8	1:12.274	5.125	3	103,108
22	16	Claus Andersen	Ducati 996	DK-AMK	5	1:12.408	5.259	2	102,917
23	14	Henning Boll	Yamaha R1	DK-AMK	5	1:12.719	5.570	4	102,477
24	8	Filip Rasmussen	gsxr 750	DK-	5	1:13.086	5.937	3	101,962
25	91	Tommy Kruse	Yamaha R6	DK-	3	1:13.102	5.953	2	101,940
26	55	Michael Poulsen	R1	DK-	6	1:13.848	6.699	4	100,910
27	203	Transponder 203			6	1:14.578	7.429	4	99,922
28	116	Marck Crillsen			6	1:15.146	7.997	4	99,167



DM Knutstorp


Red

Session 3 Quali.

Qualify started at 11:23:22

Knutstorp 2,070 Km

30.08.2009 11:20



Lap	Time of Day	Lap Tm	PT Tm
(18) Sten Johansen			
1	11:25:49.258	1:17.235	
2	11:26:58.886	1:09.628	
3	11:28:06.035	1:07.149	
4	11:29:13.318	1:07.283	
5	11:30:21.449	1:08.131	
6	11:31:29.664	1:08.215	
p7	11:33:09.906	1:40.242	

Lap	Time of Day	Lap Tm	PT Tm
(184) Bo Nielsen			
1	11:26:21.098	1:09.301	
2	11:27:29.633	1:08.535	
3	11:28:38.716	1:09.083	
4	11:29:47.988	1:09.272	
5	11:30:57.071	1:09.083	
p6	11:32:24.544	1:27.473	

Lap	Time of Day	Lap Tm	PT Tm
(35) Keld Sommer			
1	11:25:41.316	1:11.440	
2	11:26:53.345	1:12.029	
3	11:28:02.541	1:09.196	
4	11:29:11.110	1:08.569	
5	11:30:23.487	1:12.377	
6	11:31:32.437	1:08.950	

Lap	Time of Day	Lap Tm	PT Tm
(232) Transponder 232			
1	11:26:47.983	1:10.302	
2	11:27:57.195	1:09.212	
3	11:29:09.111	1:11.916	
4	11:30:18.955	1:09.844	
5	11:31:27.660	1:08.705	

Lap	Time of Day	Lap Tm	PT Tm
(59) Transponder 59			
1	11:25:54.409	1:11.458	
2	11:27:04.396	1:09.987	
3	11:28:16.551	1:12.155	
4	11:29:26.766	1:10.215	
5	11:30:36.178	1:09.412	
6	11:31:45.810	1:09.632	
p7	11:33:28.114	1:42.304	

Lap	Time of Day	Lap Tm	PT Tm
(990) Michael Lehd			
1	11:25:19.672	1:12.551	
2	11:26:30.103	1:10.431	
3	11:27:40.199	1:10.096	
4	11:28:49.844	1:09.645	
5	11:30:00.159	1:10.315	
6	11:31:10.654	1:10.495	

Lap	Time of Day	Lap Tm	PT Tm
(999) Morten Möller			
1	11:25:25.154	1:14.433	
2	11:26:36.743	1:11.589	
3	11:27:46.508	1:09.765	
4	11:28:57.359	1:10.851	
5	11:30:07.778	1:10.419	
6	11:31:19.229	1:11.451	
p7	11:32:40.084	1:20.855	

Lap	Time of Day	Lap Tm	PT Tm
(59) Tue Larsen			
1	11:26:37.441	1:12.463	
2	11:27:47.340	1:09.899	
3	11:28:57.412	1:10.072	
4	11:30:07.778	1:10.366	
5	11:31:17.594	1:09.816	
p6	11:32:45.622	1:28.028	

Lap	Time of Day	Lap Tm	PT Tm
(91) Niels Henrik Jensen			
1	11:25:30.722	1:10.563	
2	11:26:41.025	1:10.303	
3	11:27:51.994	1:10.969	
4	11:29:02.539	1:10.545	
5	11:30:12.592	1:10.053	
6	11:31:22.417	1:09.825	
p7	11:32:52.247	1:29.830	

Lap	Time of Day	Lap Tm	PT Tm
(64) Paw Pedersen			
1	11:25:30.426	1:10.103	
2	11:26:41.354	1:10.928	
3	11:27:52.227	1:10.873	
4	11:29:02.720	1:10.493	
5	11:30:12.781	1:10.061	
6	11:31:22.678	1:09.897	
p7	11:33:07.060	1:44.382	

Lap	Time of Day	Lap Tm	PT Tm
(7) Jesper Petersen			
1	11:26:23.042	1:10.735	
2	11:27:33.483	1:10.441	
3	11:28:43.537	1:10.054	
4	11:29:54.256	1:10.719	
5	11:31:04.312	1:10.056	
p6	11:32:25.181	1:20.869	

Lap	Time of Day	Lap Tm	PT Tm
(158) Jan Hansen			
1	11:25:31.435	1:10.676	
2	11:26:41.489	1:10.054	
3	11:27:52.568	1:11.079	
4	11:29:02.764	1:10.196	
5	11:30:12.903	1:10.139	
6	11:31:23.833	1:10.930	
p7	11:32:51.834	1:28.001	

Lap	Time of Day	Lap Tm	PT Tm
(32) Michael Glad			
1	11:25:17.236	1:12.170	
2	11:26:28.751	1:11.515	
3	11:27:39.444	1:10.693	
4	11:28:49.520	1:10.076	
5	11:29:59.696	1:10.176	
6	11:31:10.251	1:10.555	
p7	11:32:29.697	1:19.446	

Lap	Time of Day	Lap Tm	PT Tm
(24) Martin Bjørre			
1	11:25:26.409	1:13.621	
2	11:26:39.724	1:13.315	
3	11:27:50.224	1:10.500	
4	11:29:01.277	1:11.053	
5	11:30:12.433	1:11.156	
6	11:31:23.825	1:11.392	
p7	11:33:00.606	1:36.781	

Lap	Time of Day	Lap Tm	PT Tm
(115) René Hestbech			
1	11:25:27.145	1:13.828	
2	11:26:40.360	1:13.215	
3	11:27:51.286	1:10.926	
4	11:29:02.733	1:11.447	
5	11:30:14.746	1:12.013	
6	11:31:26.579	1:11.833	
p7	11:33:03.371	1:36.792	

Lap	Time of Day	Lap Tm	PT Tm
(65) Stig Helmer			
1	11:26:29.856	1:11.316	
2	11:27:41.621	1:11.765	

Lap	Time of Day	Lap Tm	PT Tm
3	11:28:52.675	1:11.054	
4	11:30:04.384	1:11.709	
5	11:31:15.369	1:10.985	
p6	11:32:44.061	1:28.692	

Lap	Time of Day	Lap Tm	PT Tm
(13) Jonas Dalager			
1	11:25:25.335	1:15.056	
2	11:26:39.511	1:14.176	
3	11:27:53.388	1:13.877	
4	11:29:05.358	1:11.970	
5	11:30:18.094	1:12.736	
6	11:31:29.489	1:11.395	
p7	11:33:10.028	1:40.539	

Lap	Time of Day	Lap Tm	PT Tm
(81) Morten Rugh			
1	11:25:39.251	1:13.935	
2	11:26:53.108	1:13.857	
3	11:28:05.508	1:12.400	
4	11:29:17.638	1:12.130	
5	11:30:29.085	1:11.447	
p6	11:38:42.384	8:13.299	

Lap	Time of Day	Lap Tm	PT Tm
(61) Allan Sachmann			
1	11:25:43.738	1:12.843	
2	11:26:55.578	1:11.840	
3	11:28:07.342	1:11.764	
4	11:29:19.125	1:11.783	
5	11:30:31.176	1:12.051	
p6	11:31:56.630	1:25.454	

Lap	Time of Day	Lap Tm	PT Tm
(39) Rune Rasmussen			
1	11:25:27.250	1:13.449	
2	11:26:41.357	1:14.107	
3	11:27:55.231	1:13.874	
4	11:29:08.856	1:13.625	
5	11:30:23.429	1:14.573	
6	11:31:35.418	1:11.989	
p7	11:33:18.607	1:43.189	

Lap	Time of Day	Lap Tm	PT Tm
(209) Rene Lafort			
1	11:25:19.574	1:13.123	
2	11:26:32.624	1:13.050	
3	11:27:44.898	1:12.274	
4	11:28:57.203	1:12.305	
5	11:30:10.368	1:13.165	
6	11:31:23.643	1:13.275	
p7	11:32:53.319	1:29.676	
p8	11:33:20.664	27.345	

Lap	Time of Day	Lap Tm	PT Tm
(16) Claus Andersen			
1	11:26:37.375	1:14.322	
2	11:27:49.783	1:12.408	
3	11:29:05.799	1:16.016	
4	11:30:20.252	1:14.453	
5	11:31:33.634	1:13.382	

Lap	Time of Day	Lap Tm	PT Tm
(14) Henning Boll			
1	11:27:08.828	1:14.560	
2	11:28:22.078	1:13.250	
3	11:29:34.878	1:12.800	
4	11:30:47.597	1:12.719	
p5	11:32:12.087	1:24.490	

Lap	Time of Day	Lap Tm	PT Tm
(8) Filip Rasmussen			
1	11:27:09.255	1:14.136	
2	11:28:22.737	1:13.482	



DM Knutstorp

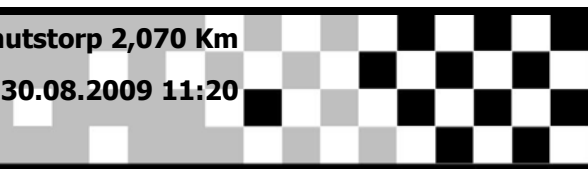
Red

Knutstorp 2,070 Km

Session 3 Quali.

30.08.2009 11:20

Qualify started at 11:23:22



Lap	Time of Day	Lap Tm	PT Tm	Lap	Time of Day	Lap Tm	PT Tm	Lap	Time of Day	Lap Tm	PT Tm
3	11:29:35.823	1:13.086									
4	11:30:49.218	1:13.395									
p5	11:32:12.812	1:23.594									

(91) Tommy Kruse

1	11:27:20.763	1:13.537	
2	11:28:33.865	1:13.102	
p3	11:29:56.572	1:22.707	

(55) Michael Poulsen

1	11:25:25.813	1:15.553	
2	11:26:40.903	1:15.090	
3	11:27:54.868	1:13.965	
4	11:29:08.716	1:13.848	
5	11:30:23.185	1:14.469	
6	11:31:37.867	1:14.682	

(203) Transponder 203

1	11:25:46.326	1:16.574	
2	11:27:02.470	1:16.144	
3	11:28:19.203	1:16.733	
4	11:29:33.781	1:14.578	
5	11:30:49.406	1:15.625	
p6	11:32:17.869	1:28.463	

(116) Marck Crillsen

1	11:25:43.516	1:16.626	
2	11:26:59.691	1:16.175	
3	11:28:17.317	1:17.626	
4	11:29:32.463	1:15.146	
5	11:30:48.968	1:16.505	
p6	11:32:19.889	1:30.921	



DM Knutstorp

Sorted on Best Lap time

Red

Knutstorp 2,070 Km

Session 4

30.08.2009 12:40

Practice started at 12:42:33

Pos	No.	Name	Bike	Nat./Club	Laps	Best Tm	Diff	In Lap	km/h
1	59	Transponder 59			13	1:07.872		9	109,795
2	91	Tommy Kruse	Yamaha R6	DK-	15	1:08.044	0.172	10	109,517
3	64	Paw Pedersen			15	1:08.297	0.425	9	109,112
4	158	Jan Hansen	honda cbr 1000	DK-Road-racing.dk	15	1:08.395	0.523	8	108,955
5	990	Michael Lehd	KTM RC8	DK-	9	1:08.412	0.540	8	108,928
6	91	Niels Henrik Jensen	suzuki gsxr 1000	DK-	6	1:08.719	0.847	5	108,442
7	59	Tue Larsen	Honda cbr929rr	DK-	13	1:09.061	1.189	9	107,905
8	32	Michael Glad	yamaha r1	DK-	15	1:09.195	1.323	13	107,696
9	24	Martin Bjærre	Yamaha R1	DK-Team Highsider	10	1:10.098	2.226	9	106,308
10	8	Filip Rasmussen	gsxr 750	DK-	13	1:10.201	2.329	13	106,152
11	184	Bo Nielsen		DK-	6	1:10.255	2.383	2	106,071
12	65	Stig Helmer		DK-	12	1:10.362	2.490	11	105,909
13	999	Morten Möller			14	1:10.615	2.743	5	105,530
14	39	Rune Rasmussen	Suzuki GSX-R 750	DK-	12	1:10.873	3.001	3	105,146
15	13	Jonas Dalager			14	1:11.093	3.221	2	104,820
16	209	Rene Lafort			12	1:11.250	3.378	9	104,589
17	115	René Hestbech	Superduke	DK-Team Highsider	6	1:11.616	3.744	5	104,055
18	81	Morten Rugh	suzuki sv 1000	DK-	14	1:12.413	4.541	12	102,910
19	88	Kristofer Andersson		DK-	12	1:12.619	4.747	12	102,618
20	16	Claus Andersen	Ducati 996	DK-AMK	5	1:13.080	5.208	3	101,970
21	61	Allan Sachmann	Ducati 848	DK-	9	1:13.100	5.228	3	101,943
22	116	Marck Crillsen			12	1:13.840	5.968	3	100,921
23	203	Transponder 203			11	1:17.810	9.938	4	95,772
24	8	Morten Lymark	Honda VFR750	DK-				0	-
25	43	Henrik Lilja	Kawasaki ZX6R 636	DK-				0	-
26	59	Martin Coff		DK-				0	-
27	80	Glenn Jakobsen	GSXR 1000	DK-				0	-
28	81	Rene Jakobsen	skramelsuki gsxr1000 k6	DK-				0	-



DM Knutstorp

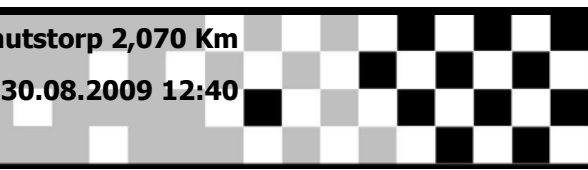
Red

Knutstorp 2,070 Km

Session 4

30.08.2009 12:40

Practice started at 12:42:33



Lap	Time of Day	Lap Tm	PT Tm
(59) Transponder 59			
1	12:45:45.682	1:10.255	
2	12:46:56.184	1:10.502	
3	12:48:06.559	1:10.375	
4	12:49:15.763	1:09.204	
5	12:50:24.817	1:09.054	
6	12:51:33.290	1:08.473	
7	12:52:42.059	1:08.769	
8	12:53:50.521	1:08.462	
9	12:54:58.393	1:07.872	
10	12:56:09.503	1:11.110	
11	12:57:18.881	1:09.378	
12	12:58:27.986	1:09.105	
13	12:59:37.295	1:09.309	

Lap	Time of Day	Lap Tm	PT Tm
(91) Tommy Kruse			
1	12:44:45.918	1:12.119	
2	12:45:57.996	1:12.078	
3	12:47:07.399	1:09.403	
4	12:48:17.619	1:10.220	
5	12:49:28.695	1:11.076	
6	12:50:38.263	1:09.568	
7	12:51:49.865	1:11.602	
8	12:52:58.972	1:09.107	
9	12:54:07.546	1:08.574	
10	12:55:15.590	1:08.044	
11	12:56:25.836	1:10.246	
12	12:57:35.990	1:10.154	
13	12:58:44.628	1:08.638	
14	12:59:53.163	1:08.535	
15	13:01:04.133	1:10.970	

Lap	Time of Day	Lap Tm	PT Tm
(64) Paw Pedersen			
1	12:44:40.767	1:12.030	
2	12:45:50.097	1:09.330	
3	12:46:59.225	1:09.128	
4	12:48:09.290	1:10.065	
5	12:49:19.303	1:10.013	
6	12:50:29.453	1:10.150	
7	12:51:38.448	1:08.995	
8	12:52:47.945	1:09.497	
9	12:53:56.242	1:08.297	
10	12:55:04.645	1:08.403	
11	12:56:13.451	1:08.806	
12	12:57:22.672	1:09.221	
13	12:58:34.138	1:11.466	
14	12:59:43.595	1:09.457	
15	13:00:52.420	1:08.825	

Lap	Time of Day	Lap Tm	PT Tm
(158) Jan Hansen			
1	12:44:37.393	1:09.648	
2	12:45:48.607	1:11.214	
3	12:46:57.997	1:09.390	
4	12:48:10.952	1:12.955	
5	12:49:20.352	1:09.400	
6	12:50:29.694	1:09.342	
7	12:51:38.566	1:08.872	
8	12:52:46.961	1:08.395	
9	12:53:56.078	1:09.117	
10	12:55:09.504	1:13.426	
11	12:56:19.295	1:09.791	
12	12:57:28.560	1:09.265	
13	12:58:38.183	1:09.623	
14	12:59:47.899	1:09.716	
15	13:00:57.308	1:09.409	

Lap	Time of Day	Lap Tm	PT Tm
(990) Michael Lehd			
1	12:44:36.817	1:11.167	
2	12:45:48.477	1:11.660	
3	12:46:57.909	1:09.432	
4	12:48:11.587	1:13.678	
5	12:49:21.968	1:10.381	
6	12:50:32.405	1:10.437	
7	12:51:42.225	1:09.820	
8	12:52:50.637	1:08.412	
9	12:53:59.864	1:09.227	

Lap	Time of Day	Lap Tm	PT Tm
(91) Niels Henrik Jensen			
1	12:44:41.135	1:12.155	
2	12:45:51.269	1:10.134	
3	12:47:00.821	1:09.552	
4	12:48:11.236	1:10.415	
5	12:49:19.955	1:08.719	
6	12:50:29.089	1:09.134	

Lap	Time of Day	Lap Tm	PT Tm
(59) Tue Larsen			
1	12:46:14.030	1:11.449	
2	12:47:24.527	1:10.497	
3	12:48:35.224	1:10.697	
4	12:49:45.814	1:10.590	
5	12:50:56.130	1:10.316	
6	12:52:08.206	1:12.076	
7	12:53:18.246	1:10.040	
8	12:54:31.183	1:12.937	
9	12:55:40.244	1:09.061	
10	12:56:50.562	1:10.318	
11	12:58:01.929	1:11.367	
12	12:59:11.221	1:09.292	
p13	13:00:27.624	1:16.403	

Lap	Time of Day	Lap Tm	PT Tm
(32) Michael Glad			
1	12:45:02.148	1:13.558	
2	12:46:13.763	1:11.615	
3	12:47:26.937	1:13.174	
4	12:48:37.802	1:10.865	
5	12:49:48.018	1:10.216	
6	12:50:57.884	1:09.866	
7	12:52:09.170	1:11.286	
8	12:53:18.690	1:09.520	
9	12:54:31.438	1:12.748	
10	12:55:41.020	1:09.582	
11	12:56:50.793	1:09.773	
12	12:58:02.557	1:11.764	
13	12:59:11.752	1:09.195	
14	13:00:21.472	1:09.720	
15	13:01:31.344	1:09.872	

Lap	Time of Day	Lap Tm	PT Tm
(24) Martin Bjarre			
1	12:44:40.281	1:11.637	
2	12:45:51.211	1:10.930	
3	12:47:01.711	1:10.500	
4	12:48:17.515	1:15.804	
5	12:49:28.079	1:10.564	
6	12:50:39.169	1:11.090	
7	12:51:52.627	1:13.458	
8	12:53:03.625	1:10.998	
9	12:54:13.723	1:10.098	
10	12:55:24.631	1:10.908	

Lap	Time of Day	Lap Tm	PT Tm
(8) Filip Rasmussen			
1	12:44:50.418	1:13.819	

Lap	Time of Day	Lap Tm	PT Tm
2	12:46:01.897	1:11.479	
3	12:47:14.838	1:12.941	
4	12:48:27.843	1:13.005	
5	12:49:39.418	1:11.575	
6	12:50:50.487	1:11.069	
7	12:52:04.183	1:13.696	
8	12:53:17.333	1:13.150	
9	12:54:28.313	1:10.980	
10	12:55:39.267	1:10.954	
11	12:56:50.424	1:11.157	
12	12:58:02.467	1:12.043	
13	12:59:12.668	1:10.201	

Lap	Time of Day	Lap Tm	PT Tm
(184) Bo Nielsen			
1	12:46:07.975	1:11.653	
2	12:47:18.230	1:10.255	
3	12:48:29.578	1:11.348	
4	12:49:41.724	1:12.146	
5	12:50:54.902	1:13.178	
p6	12:52:28.353	1:33.451	

Lap	Time of Day	Lap Tm	PT Tm
(65) Stig Helmer			
1	12:45:12.818	1:15.267	
2	12:46:27.553	1:14.735	
3	12:47:41.185	1:13.632	
4	12:48:52.757	1:11.572	
5	12:50:05.179	1:12.422	
6	12:51:17.247	1:12.068	
7	12:52:31.294	1:14.047	
8	12:53:43.775	1:12.481	
9	12:54:56.511	1:12.736	
10	12:56:08.378	1:11.867	
11	12:57:18.740	1:10.362	
p12	12:58:34.774	1:16.034	

Lap	Time of Day	Lap Tm	PT Tm
(999) Morten Möller			
1	12:45:34.425	1:13.749	
2	12:46:48.062	1:13.637	
3	12:47:59.719	1:11.657	
4	12:49:11.711	1:11.992	
5	12:50:22.326	1:10.615	
6	12:51:33.131	1:10.805	
7	12:52:44.509	1:11.378	
8	12:53:56.117	1:11.608	
9	12:55:06.833	1:10.716	
10	12:56:19.142	1:12.309	
11	12:57:30.343	1:11.201	
12	12:58:41.947	1:11.604	
13	12:59:52.980	1:11.033	
14	13:01:04.439	1:11.459	

Lap	Time of Day	Lap Tm	PT Tm
(39) Rune Rasmussen			
1	12:44:53.895	1:12.327	
2	12:46:06.283	1:12.388	
3	12:47:17.156	1:10.873	
4	12:48:28.507	1:11.351	
5	12:49:40.019	1:11.512	
6	12:50:51.854	1:11.835	
7	12:52:04.321	1:12.467	
8	12:53:17.585	1:13.264	
9	12:54:31.999	1:14.414	
10	12:55:44.677	1:12.678	
11	12:56:56.262	1:11.585	
p12	12:58:13.928	1:17.666	

Lap	Time of Day	Lap Tm	PT Tm
(13) Jonas Dalager			



DM Knutstorp

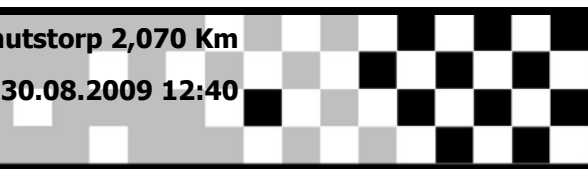
Red

Knutstorp 2,070 Km

Session 4

30.08.2009 12:40

Practice started at 12:42:33



Lap	Time of Day	Lap Tm	PT Tm	Lap	Time of Day	Lap Tm	PT Tm	Lap	Time of Day	Lap Tm	PT Tm
1	12:44:41.720	1:14.154									
2	12:45:52.813	1:11.093									
3	12:47:04.051	1:11.238		(16) Claus Andersen							
4	12:48:16.906	1:12.855		1	12:47:14.758	1:14.012					
5	12:49:29.531	1:12.625		2	12:48:28.450	1:13.692					
6	12:50:41.352	1:11.821		3	12:49:41.530	1:13.080					
7	12:51:53.747	1:12.395		4	12:50:54.756	1:13.226					
8	12:53:05.834	1:12.087		5	12:52:09.077	1:14.321					
p9	12:54:25.962	1:20.128		(61) Allan Sachmann							
10	12:56:02.711	1:36.749	26.737	1	12:48:17.547	1:21.515					
11	12:57:14.842	1:12.131		2	12:49:36.989	1:19.442					
12	12:58:26.667	1:11.825		3	12:50:50.089	1:13.100					
13	12:59:39.106	1:12.439		4	12:52:03.459	1:13.370					
p14	13:00:59.639	1:20.533		5	12:53:17.193	1:13.734					
(209) Rene Lafort				6	12:54:31.096	1:13.903					
1	12:48:11.188	1:14.869		7	12:55:48.791	1:17.695					
2	12:49:24.727	1:13.539		8	12:57:04.061	1:15.270					
3	12:50:36.661	1:11.934		p9	12:58:37.530	1:33.469					
4	12:51:48.886	1:12.225		(116) Marck Crillsen							
5	12:53:00.652	1:11.766		1	12:44:51.700	1:15.334					
6	12:54:12.180	1:11.528		2	12:46:09.738	1:18.038					
7	12:55:23.816	1:11.636		3	12:47:23.578	1:13.840					
8	12:56:35.370	1:11.554		4	12:48:37.713	1:14.135					
9	12:57:46.620	1:11.250		5	12:49:52.517	1:14.804					
10	12:58:58.704	1:12.084		6	12:51:07.097	1:14.580					
11	13:00:10.021	1:11.317		7	12:52:26.744	1:19.647					
12	13:01:22.334	1:12.313		8	12:53:41.129	1:14.385					
(115) René Hestbech				9	12:54:57.660	1:16.531					
1	12:45:48.373	1:11.885		10	12:56:12.666	1:15.006					
2	12:47:00.947	1:12.574		11	12:57:26.598	1:13.932					
3	12:48:13.919	1:12.972		p12	12:58:50.490	1:23.892					
4	12:49:25.924	1:12.005		(203) Transponder 203							
5	12:50:37.540	1:11.616		1	12:45:16.547	1:19.584					
6	12:51:50.453	1:12.913		2	12:46:35.863	1:19.316					
(81) Morten Rugh				3	12:47:55.169	1:19.306					
1	12:44:50.296	1:14.600		4	12:49:12.979	1:17.810					
2	12:46:23.545	1:33.249		5	12:50:32.090	1:19.111					
3	12:47:41.103	1:17.558		6	12:51:52.266	1:20.176					
4	12:48:56.105	1:15.002		p7	12:53:29.409	1:37.143					
5	12:50:10.765	1:14.660		8	12:56:48.109	3:18.700	2:04.085				
6	12:51:26.152	1:15.387		9	12:58:06.089	1:17.980					
7	12:52:41.433	1:15.281		10	12:59:24.984	1:18.895					
8	12:53:55.844	1:14.411		11	13:00:44.032	1:19.048					
9	12:55:13.943	1:18.099									
10	12:56:29.748	1:15.805									
11	12:57:43.877	1:14.129									
12	12:58:56.290	1:12.413									
13	13:00:09.528	1:13.238									
14	13:01:25.194	1:15.666									
(88) Kristofer Andersson											
1	12:47:28.314	1:17.150									
2	12:48:42.907	1:14.593									
3	12:49:57.168	1:14.261									
4	12:51:10.783	1:13.615									
5	12:52:27.983	1:17.200									
6	12:53:41.271	1:13.288									
7	12:54:54.803	1:13.532									
8	12:56:08.197	1:13.394									
9	12:57:21.504	1:13.307									
10	12:58:34.663	1:13.159									
11	12:59:49.511	1:14.848									
12	13:01:02.130	1:12.619									



DM Knutstorp

Sorted on Best Lap time


Red

Knutstorp 2,070 Km

Session 5 Red/Sort minus FFA

30.08.2009 15:20

Practice started at 15:22:10



Pos	No.	Name	Bike	Nat./Club	Laps	Best Tm	Diff	In Lap	km/h
1	43	Jan Jespersen		DK-	11	1:01.959		11	120,273
2	59	Alex Schacht		DK-	14	1:02.135	0.176	14	119,932
3	34	Teddy Lind			15	1:04.346	2.387	10	115,811
4	69	Michael Barth	yamaha r6	DK-AMK	12	1:05.522	3.563	7	113,733
5	59	Martin Coff		DK-	14	1:06.323	4.364	8	112,359
6	108	Rune Romdal	Suzuki GSXR 750	DK-	14	1:08.136	6.177	12	109,369
7	666	Transponder 20			14	1:08.140	6.181	10	109,363
8	158	Jan Hansen	honda cbr 1000	DK-Road-racing.dk	14	1:08.237	6.278	6	109,208
9	64	Paw Pedersen			14	1:08.362	6.403	11	109,008
10	91	Niels Henrik Jensen	suzuki gsxr 1000	DK-	11	1:08.739	6.780	6	108,410
11	32	Michael Glad	yamaha r1	DK-	14	1:09.211	7.252	11	107,671
12	209	Rene Lafort			13	1:10.294	8.335	11	106,012
13	8	Filip Rasmussen	gsxr 750	DK-	11	1:10.319	8.360	10	105,974
14	990	Michael Lehd	KTM RC8	DK-	7	1:10.567	8.608	5	105,602
15	39	Rune Rasmussen	Suzuki GSX-R 750	DK-	10	1:11.607	9.648	8	104,068
16	999	Morten Möller			13	1:11.690	9.731	13	103,948
17	81	Morten Rugh	suzuki sv 1000	DK-	13	1:12.529	10.570	7	102,745
18	88	Kristofer Andersson		DK-	13	1:12.632	10.673	10	102,599
19	61	Allan Sachmann	Ducati 848	DK-	11	1:12.889	10.930	6	102,238
20	116	Marck Crillsen			12	1:13.565	11.606	8	101,298
21	55	Michael Poulsen	R1	DK-	12	1:14.402	12.443	2	100,159
22	203	Transponder 203			10	1:19.387	17.428	3	93,869



DM Knutstorp

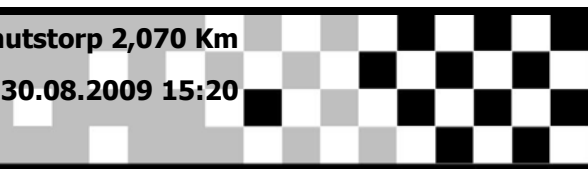
Red

Knutstorp 2,070 Km

Session 5 Red/Sort minus FFA

30.08.2009 15:20

Practice started at 15:22:10



Lap	Time of Day	Lap Tm	PT Tm
(43) Jan Jespersen			
1	15:30:11.668	1:06.948	
2	15:31:18.867	1:07.199	
3	15:32:23.324	1:04.457	
4	15:33:28.857	1:05.533	
5	15:34:34.692	1:05.835	
6	15:35:37.868	1:03.176	
7	15:36:39.938	1:02.070	
8	15:37:42.798	1:02.860	
9	15:38:45.474	1:02.676	
10	15:39:48.238	1:02.764	
11	15:40:50.197	1:01.959	

Lap	Time of Day	Lap Tm	PT Tm
(59) Alex Schacht			
1	15:25:50.404	1:04.812	
2	15:26:53.521	1:03.117	
3	15:27:56.460	1:02.939	
p4	15:29:06.064	1:09.604	
5	15:31:18.438	2:12.374	56.820
6	15:32:22.838	1:04.400	
7	15:33:27.870	1:05.032	
8	15:34:32.831	1:04.961	
9	15:35:37.849	1:05.018	
10	15:36:40.425	1:02.576	
11	15:37:43.637	1:03.212	
12	15:38:46.391	1:02.754	
13	15:39:49.534	1:03.143	
14	15:40:51.669	1:02.135	

Lap	Time of Day	Lap Tm	PT Tm
(34) Teddy Lind			
1	15:25:50.693	1:07.324	
2	15:26:56.194	1:05.501	
3	15:28:01.266	1:05.072	
4	15:29:07.232	1:05.966	
5	15:30:12.089	1:04.857	
6	15:31:17.704	1:05.615	
7	15:32:23.045	1:05.341	
8	15:33:28.618	1:05.573	
9	15:34:34.904	1:06.286	
10	15:35:39.250	1:04.346	
11	15:36:44.142	1:04.892	
12	15:37:49.658	1:05.516	
13	15:38:55.248	1:05.590	
14	15:40:00.326	1:05.078	
15	15:41:05.496	1:05.170	

Lap	Time of Day	Lap Tm	PT Tm
(69) Michael Barth			
1	15:25:57.167	1:08.616	
2	15:27:04.260	1:07.093	
3	15:28:10.792	1:06.532	
4	15:29:17.413	1:06.621	
5	15:30:24.350	1:06.937	
6	15:31:31.139	1:06.789	
7	15:32:36.661	1:05.522	
8	15:33:42.755	1:06.094	
9	15:34:49.420	1:06.665	
10	15:35:58.692	1:09.272	
11	15:37:07.515	1:08.823	
p12	15:38:21.115	1:13.600	

Lap	Time of Day	Lap Tm	PT Tm
(59) Martin Coff			
1	15:26:15.240	1:11.651	
2	15:27:27.392	1:12.152	
3	15:28:37.264	1:09.872	
4	15:29:46.886	1:09.622	

Lap	Time of Day	Lap Tm	PT Tm
5	15:30:53.691	1:06.805	
6	15:32:01.092	1:07.401	
7	15:33:09.105	1:08.013	
8	15:34:15.428	1:06.323	
9	15:35:24.126	1:08.698	
10	15:36:32.474	1:08.348	
11	15:37:40.858	1:08.384	
12	15:38:47.302	1:06.444	
13	15:39:55.060	1:07.758	
14	15:41:02.917	1:07.857	

Lap	Time of Day	Lap Tm	PT Tm
(108) Rune Romdal			
1	15:26:14.113	1:14.802	
2	15:27:28.875	1:14.762	
3	15:28:41.686	1:12.811	
4	15:29:52.252	1:10.566	
5	15:31:05.081	1:12.829	
6	15:32:18.740	1:13.659	
7	15:33:27.313	1:08.573	
8	15:34:37.781	1:10.468	
9	15:35:46.994	1:09.213	
10	15:36:56.899	1:09.905	
11	15:38:05.058	1:08.159	
12	15:39:13.194	1:08.136	
13	15:40:22.750	1:09.556	
14	15:41:32.429	1:09.679	

Lap	Time of Day	Lap Tm	PT Tm
(666) Transponder 20			
1	15:26:13.080	1:14.760	
2	15:27:25.933	1:12.853	
3	15:28:37.678	1:11.745	
4	15:29:50.507	1:12.829	
5	15:31:03.731	1:13.224	
6	15:32:14.358	1:10.627	
7	15:33:23.070	1:08.712	
8	15:34:34.765	1:11.695	
9	15:35:44.830	1:10.065	
10	15:36:52.970	1:08.140	
11	15:38:01.637	1:08.667	
12	15:39:10.274	1:08.637	
13	15:40:19.491	1:09.217	
14	15:41:31.398	1:11.907	

Lap	Time of Day	Lap Tm	PT Tm
(158) Jan Hansen			
1	15:26:14.685	1:12.401	
2	15:27:28.282	1:13.597	
3	15:28:38.221	1:09.939	
4	15:29:50.072	1:11.851	
5	15:31:02.246	1:12.174	
6	15:32:10.483	1:08.237	
7	15:33:19.788	1:09.305	
8	15:34:29.407	1:09.619	
9	15:35:38.539	1:09.132	
10	15:36:46.978	1:08.439	
11	15:37:57.278	1:10.300	
12	15:39:10.242	1:12.964	
13	15:40:19.017	1:08.775	
14	15:41:30.204	1:11.187	

Lap	Time of Day	Lap Tm	PT Tm
(64) Paw Pedersen			
1	15:26:13.390	1:15.535	
2	15:27:27.039	1:13.649	
3	15:28:40.530	1:13.491	
4	15:29:51.836	1:11.306	
5	15:31:04.089	1:12.253	
6	15:32:16.868	1:12.779	

Lap	Time of Day	Lap Tm	PT Tm
7	15:33:26.624	1:09.756	
8	15:34:36.973	1:10.349	
9	15:35:46.444	1:09.471	
10	15:36:56.100	1:09.656	
11	15:38:04.462	1:08.362	
12	15:39:14.169	1:09.707	
13	15:40:23.656	1:09.487	
14	15:41:32.661	1:09.005	

Lap	Time of Day	Lap Tm	PT Tm
(91) Niels Henrik Jensen			
1	15:26:16.196	1:13.157	
2	15:27:29.306	1:13.110	
3	15:28:40.789	1:11.483	
4	15:29:51.505	1:10.716	
5	15:31:03.566	1:12.061	
6	15:32:12.305	1:08.739	
7	15:33:21.782	1:09.477	
8	15:34:34.771	1:12.989	
9	15:35:46.090	1:11.319	
10	15:36:57.971	1:11.881	
p11	15:38:19.277	1:21.306	

Lap	Time of Day	Lap Tm	PT Tm
(32) Michael Glad			
1	15:26:12.882	1:14.761	
2	15:27:25.015	1:12.133	
3	15:28:36.663	1:11.648	
4	15:29:49.166	1:12.503	
5	15:30:59.325	1:10.159	
6	15:32:09.814	1:10.489	
7	15:33:19.746	1:09.932	
8	15:34:31.341	1:11.595	
9	15:35:41.993	1:10.652	
10	15:36:51.358	1:09.365	
11	15:38:00.569	1:09.211	
12	15:39:10.538	1:09.969	
13	15:40:20.759	1:10.221	
14	15:41:32.147	1:11.388	

Lap	Time of Day	Lap Tm	PT Tm
(209) Rene Lafort			
1	15:26:11.840	1:14.871	
2	15:27:24.770	1:12.930	
3	15:28:37.114	1:12.344	
4	15:29:50.171	1:13.057	
5	15:31:03.592	1:13.421	
6	15:32:18.261	1:14.669	
7	15:33:30.086	1:11.825	
8	15:34:41.979	1:11.893	
9	15:35:55.805	1:13.826	
10	15:37:06.993	1:11.188	
11	15:38:17.287	1:10.294	
12	15:39:28.858	1:11.571	
13	15:40:40.543	1:11.685	

Lap	Time of Day	Lap Tm	PT Tm
(8) Filip Rasmussen			
1	15:26:14.746	1:14.292	
2	15:27:30.076	1:15.330	
3	15:28:43.109	1:13.033	
4	15:29:55.542	1:12.433	
5	15:31:06.946	1:11.404	
6	15:32:20.080	1:13.134	
7	15:33:32.653	1:12.573	
8	15:34:43.062	1:10.409	
9	15:35:57.020	1:13.958	
10	15:37:07.339	1:10.319	
p11	15:38:31.626	1:24.287	



DM Knutstorp

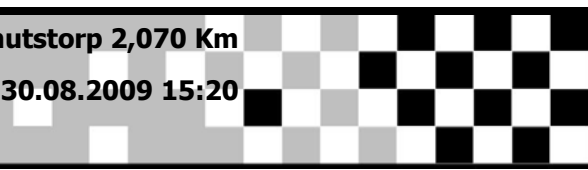
Red

Knutstorp 2,070 Km

Session 5 Red/Sort minus FFA

30.08.2009 15:20

Practice started at 15:22:10



Lap	Time of Day	Lap Tm	PT Tm
(990) Michael Lehd			
1	15:26:11.584	1:15.648	
2	15:27:24.299	1:12.715	
3	15:28:40.644	1:16.345	
4	15:29:55.236	1:14.592	
5	15:31:05.803	1:10.567	
p6	15:32:31.735	1:25.932	
7	15:34:13.365	1:41.630	23.171

Lap	Time of Day	Lap Tm	PT Tm
(39) Rune Rasmussen			
1	15:26:16.053	1:15.189	
2	15:27:30.344	1:14.291	
3	15:28:43.369	1:13.025	
4	15:29:56.816	1:13.447	
5	15:31:08.848	1:12.032	
6	15:32:21.422	1:12.574	
7	15:33:33.885	1:12.463	
8	15:34:45.492	1:11.607	
9	15:35:58.740	1:13.248	
p10	15:37:15.879	1:17.139	

Lap	Time of Day	Lap Tm	PT Tm
(999) Morten Möller			
1	15:26:11.062	1:14.689	
2	15:27:24.025	1:12.963	
3	15:28:36.633	1:12.608	
4	15:29:49.851	1:13.218	
5	15:31:04.993	1:15.142	
6	15:32:18.874	1:13.881	
7	15:33:32.476	1:13.602	
8	15:34:44.280	1:11.804	
9	15:35:58.007	1:13.727	
10	15:37:10.502	1:12.495	
11	15:38:23.449	1:12.947	
12	15:39:36.413	1:12.964	
13	15:40:48.103	1:11.690	

Lap	Time of Day	Lap Tm	PT Tm
(81) Morten Rugh			
1	15:26:21.580	1:14.946	
2	15:27:36.192	1:14.612	
3	15:28:51.756	1:15.564	
4	15:30:06.229	1:14.473	
5	15:31:19.476	1:13.247	
6	15:32:32.788	1:13.312	
7	15:33:45.317	1:12.529	
8	15:34:57.906	1:12.589	
9	15:36:10.785	1:12.879	
10	15:37:24.615	1:13.830	
11	15:38:37.405	1:12.790	
12	15:39:50.512	1:13.107	
13	15:41:05.769	1:15.257	

Lap	Time of Day	Lap Tm	PT Tm
(88) Kristofer Andersson			
1	15:26:38.509	1:18.380	
2	15:27:54.161	1:15.652	
3	15:29:09.835	1:15.674	
4	15:30:24.805	1:14.970	
5	15:31:41.507	1:16.702	
6	15:32:56.308	1:14.801	
7	15:34:09.895	1:13.587	
8	15:35:24.536	1:14.641	
9	15:36:39.072	1:14.536	
10	15:37:51.704	1:12.632	
11	15:39:05.215	1:13.511	
12	15:40:18.268	1:13.053	
13	15:41:31.255	1:12.987	

Lap	Time of Day	Lap Tm	PT Tm
(61) Allan Sachmann			
1	15:26:39.884	1:19.147	
2	15:27:55.335	1:15.451	
3	15:29:10.298	1:14.963	
4	15:30:25.392	1:15.094	
5	15:31:39.948	1:14.556	
6	15:32:52.837	1:12.889	
7	15:34:06.297	1:13.460	
8	15:35:19.713	1:13.416	
9	15:36:33.389	1:13.676	
10	15:37:48.017	1:14.628	
p11	15:39:13.834	1:25.817	

Lap	Time of Day	Lap Tm	PT Tm
(116) Marck Crillsen			
1	15:26:12.751	1:15.367	
2	15:27:28.325	1:15.574	
3	15:28:42.909	1:14.584	
4	15:29:57.319	1:14.410	
5	15:31:11.331	1:14.012	
6	15:32:25.958	1:14.627	
7	15:33:40.399	1:14.441	
8	15:34:53.964	1:13.565	
9	15:36:08.310	1:14.346	
10	15:37:22.922	1:14.612	
11	15:38:36.950	1:14.028	
p12	15:40:03.352	1:26.402	

Lap	Time of Day	Lap Tm	PT Tm
(55) Michael Poulsen			
1	15:26:35.304	1:16.307	
2	15:27:49.706	1:14.402	
3	15:29:05.329	1:15.623	
4	15:30:21.214	1:15.885	
5	15:31:36.636	1:15.422	
6	15:32:53.039	1:16.403	
7	15:34:09.000	1:15.961	
8	15:35:24.106	1:15.106	
9	15:36:39.036	1:14.930	
10	15:37:55.071	1:16.035	
11	15:39:10.311	1:15.240	
p12	15:40:35.525	1:25.214	

Lap	Time of Day	Lap Tm	PT Tm
(203) Transponder 203			
1	15:26:39.682	1:22.200	
2	15:27:59.341	1:19.659	
3	15:29:18.728	1:19.387	
4	15:30:38.974	1:20.246	
5	15:31:58.901	1:19.927	
6	15:33:18.805	1:19.904	
7	15:34:41.208	1:22.403	
8	15:36:02.453	1:21.245	
9	15:37:25.440	1:22.987	
p10	15:39:00.744	1:35.304	



DM Knutstorp

Sorted on Best Lap time


Red

Knutstorp 2,070 Km

Session 6 Red/Sort minus FFA

30.08.2009 16:10

Practice started at 16:12:21



Pos	No.	Name	Bike	Nat./Club	Laps	Best Tm	Diff	In Lap	km/h
1	43	Jan Jespersen		DK-	6	1:02.677		5	118,895
2	4	Emil Hansen	Honda CBR 600RR	DK-RRFyn	6	1:05.992	3.315	3	112,923
3	777	Arne Andreasen	CBR 1000RR	DK-AMK	8	1:06.027	3.350	7	112,863
4	59	Martin Coff		DK-	8	1:06.112	3.435	7	112,718
5	64	Paw Pedersen			8	1:08.909	6.232	8	108,143
6	108	Rune Romdal	Suzuki GSXR 750	DK-	8	1:09.256	6.579	2	107,601
7	39	Rune Rasmussen	Suzuki GSX-R 750	DK-	8	1:10.756	8.079	8	105,320
8	8	Filip Rasmussen	gsxr 750	DK-	8	1:11.190	8.513	8	104,678
9	209	Rene Lafort			7	1:11.469	8.792	4	104,269
10	7	Jesper Petersen			8	1:11.530	8.853	2	104,180
11	116	Marck Crillsen			8	1:11.822	9.145	4	103,757
12	999	Morten Möller			4	1:11.987	9.310	4	103,519
13	81	Morten Rugh	suzuki sv 1000	DK-	7	1:12.346	9.669	6	103,005
14	55	Michael Poulsen	R1	DK-	6	1:14.842	12.165	3	99,570



DM Knutstorp

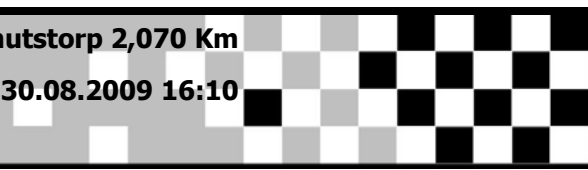
Red

Knutstorp 2,070 Km

Session 6 Red/Sort minus FFA

30.08.2009 16:10

Practice started at 16:12:21



Lap	Time of Day	Lap Tm	PT Tm	Lap	Time of Day	Lap Tm	PT Tm	Lap	Time of Day	Lap Tm	PT Tm
(43) Jan Jespersen				(8) Filip Rasmussen							
1	16:17:50.014	1:05.679		1	16:18:16.346	1:17.260					
2	16:18:53.999	1:03.985		2	16:19:29.279	1:12.933					
3	16:19:56.789	1:02.790		3	16:20:41.840	1:12.561					
4	16:20:59.986	1:03.197		4	16:21:54.091	1:12.251					
5	16:22:02.663	1:02.677		5	16:23:05.830	1:11.739					
p6	16:23:24.182	1:21.519		6	16:24:17.344	1:11.514					
				7	16:25:28.776	1:11.432					
				8	16:26:39.966	1:11.190					
(4) Emil Hansen				(209) Rene Lafort							
1	16:17:42.719	1:07.443		1	16:18:14.342	1:19.759					
2	16:18:49.192	1:06.473		p2	16:19:42.221	1:27.879					
3	16:19:55.184	1:05.992		3	16:21:11.249	1:29.028	16.621				
4	16:21:01.738	1:06.554		4	16:22:22.718	1:11.469					
5	16:22:09.703	1:07.965		5	16:23:34.397	1:11.679					
p6	16:23:25.565	1:15.862		6	16:24:50.057	1:15.660					
				7	16:26:05.257	1:15.200					
(777) Arne Andreassen				(7) Jesper Petersen							
1	16:17:53.819	1:08.775		1	16:18:09.081	1:12.432					
2	16:18:59.931	1:06.112		2	16:19:20.611	1:11.530					
3	16:20:07.702	1:07.771		3	16:20:33.253	1:12.642					
4	16:21:14.787	1:07.085		4	16:21:45.108	1:11.855					
5	16:22:21.285	1:06.498		5	16:22:57.164	1:12.056					
6	16:23:28.323	1:07.038		6	16:24:10.489	1:13.325					
7	16:24:34.350	1:06.027		7	16:25:23.398	1:12.909					
8	16:25:40.395	1:06.045		8	16:26:36.213	1:12.815					
(59) Martin Coff				(116) Marck Crillsen							
1	16:17:55.643	1:08.498		1	16:18:07.111	1:12.600					
2	16:19:02.282	1:06.639		2	16:19:19.639	1:12.528					
3	16:20:08.456	1:06.174		3	16:20:32.654	1:13.015					
4	16:21:16.564	1:08.108		4	16:21:44.476	1:11.822					
5	16:22:22.921	1:06.357		5	16:22:57.024	1:12.548					
6	16:23:30.744	1:07.823		6	16:24:10.307	1:13.283					
7	16:24:36.856	1:06.112		7	16:25:23.140	1:12.833					
8	16:25:43.152	1:06.296		8	16:26:35.922	1:12.782					
(64) Paw Pedersen				(999) Morten Möller							
1	16:18:07.848	1:12.224		1	16:18:07.673	1:12.440					
2	16:19:19.669	1:11.821		2	16:19:20.355	1:12.682					
3	16:20:29.780	1:10.111		3	16:20:33.091	1:12.736					
4	16:21:39.213	1:09.433		4	16:21:45.078	1:11.987					
5	16:22:48.444	1:09.231									
6	16:23:58.453	1:10.009									
7	16:25:07.958	1:09.505									
8	16:26:16.867	1:08.909									
(108) Rune Romdal				(81) Morten Rugh							
1	16:17:47.553	1:09.641		1	16:18:15.756	1:17.812					
2	16:18:56.809	1:09.256		2	16:19:31.179	1:15.423					
3	16:20:06.637	1:09.828		3	16:20:45.738	1:14.559					
4	16:21:17.458	1:10.821		4	16:21:58.627	1:12.889					
5	16:22:27.802	1:10.344		5	16:23:11.297	1:12.670					
6	16:23:38.344	1:10.542		6	16:24:23.643	1:12.346					
7	16:24:50.266	1:11.922		7	16:25:37.355	1:13.712					
8	16:25:59.652	1:09.386									
(39) Rune Rasmussen				(55) Michael Poulsen							
1	16:17:55.543	1:14.066		1	16:19:43.510	2:29.554	1:16.084				
2	16:19:07.701	1:12.158		2	16:20:58.590	1:15.080					
3	16:20:19.405	1:11.704		3	16:22:13.432	1:14.842					
4	16:21:30.811	1:11.406		4	16:23:33.260	1:19.828					
5	16:22:42.051	1:11.240		5	16:24:50.007	1:16.747					
6	16:23:53.825	1:11.774		6	16:26:06.218	1:16.211					
7	16:25:05.126	1:11.301									
8	16:26:15.882	1:10.756									