

**DM Knutstorp****Sorted on Best Lap time****Green****Knutstorp 2,070 Km****Session 1****30.08.2009 09:45****Practice started at 9:56:41**

Pos	No.	Name	Bike	Nat./Club	Laps	Best Tm	Diff	In Lap	km/h
1	51	Thomas Seehausen	Aprilia tuono	DK-	3	1:21.957		1	90,926
2	31	Jesper Christensen			2	1:23.591	1.634	1	89,148
3	52	Transponder 52			2	1:24.151	2.194	2	88,555
4	81	Rene Jakobsen	skramelsuki gsxr1000 k6	DK-	2	1:26.990	5.033	1	85,665
5	0	Thomas Scharff		DK-	2	1:27.044	5.087	2	85,612
6	80	Glenn Jakobsen	GSXR 1000	DK-	1	1:27.163	5.206	1	85,495
7	39	Chris Poulsen		DK-	2	1:27.839	5.882	1	84,837
8	44	Rasmus Vendelbo Sørense	Yamaha R6	DK-RRKV	2	1:28.057	6.100	1	84,627
9	43	Lonnie Ellebye	Suzuki GSXR600	DK-	2	1:37.691	15.734	1	76,281
10	7	Jacob Vejvad			1	1:50.843	28.886	1	67,230
11	115	Allan Carlsen	Superduke	DK-				0	-



DM Knutstorp


Green

Knutstorp 2,070 Km

Session 1

30.08.2009 09:45

Practice started at 9:56:41



Lap	Time of Day	Lap Tm	PT Tm	Lap	Time of Day	Lap Tm	PT Tm	Lap	Time of Day	Lap Tm	PT Tm
(51) Thomas Seehausen											
1	9:59:06.915	1:21.957									
2	10:00:44.719	1:37.804									
p3	10:02:24.929	1:40.210									
(31) Jesper Christensen											
1	9:59:31.429	1:23.591									
2	10:00:59.649	1:28.220									
(52) Transponder 52											
1	9:59:45.196	1:35.594									
2	10:01:09.347	1:24.151									
(81) Rene Jakobsen											
1	9:59:23.891	1:26.990									
2	10:00:55.847	1:31.956									
(0) Thomas Scharff											
1	9:59:39.376	1:29.158									
2	10:01:06.420	1:27.044									
(80) Glenn Jakobsen											
1	10:01:11.794	1:27.163									
(39) Chris Poulsen											
1	9:59:22.230	1:27.839									
2	10:00:57.556	1:35.326									
(44) Rasmus Vendelbo Sørensen											
1	9:59:22.479	1:28.057									
2	10:00:57.099	1:34.620									
(43) Lonnie Ellebye											
1	9:59:46.106	1:37.691									
2	10:01:24.405	1:38.299									
(7) Jacob Vejvad											
1	10:00:48.962	1:50.843									



DM Knutstorp

Sorted on Best Lap time

Green

Knutstorp 2,070 Km

Session 2

30.08.2009 10:45

Practice started at 10:48:11

Pos	No.	Name	Bike	Nat./Club	Laps	Best Tm	Diff	In Lap	km/h
1	81	Rene Jakobsen	skramelsuki gsxr1000 k6	DK-	9	1:13.579		6	101,279
2	31	Jesper Christensen			9	1:18.261	4.682	7	95,220
3	52	Transponder 52			9	1:18.379	4.800	7	95,076
4	51	Thomas Seehausen	Aprilia tuono	DK-	6	1:18.509	4.930	6	94,919
5	80	Glenn Jakobsen	GSXR 1000	DK-	6	1:20.251	6.672	6	92,859
6	0	Thomas Scharff		DK-	9	1:20.964	7.385	8	92,041
7	70	Michael Skindersø	Yamaha R6	DK-	9	1:21.948	8.369	7	90,936
8	39	Chris Poulsen		DK-	8	1:25.242	11.663	4	87,422
9	43	Lonnie Ellebye	Suzuki GSXR600	DK-	7	1:27.979	14.400	7	84,702
10	44	Rasmus Vendelbo Sørense	Yamaha R6	DK-RRKV	6	1:28.524	14.945	6	84,181
11	91	Tommy Kruse	Yamaha R6	DK-	7	1:37.617	24.038	4	76,339
12	7	Jacob Vejvad			5	1:38.621	25.042	4	75,562



DM Knutstorp

Green

Knutstorp 2,070 Km

Session 2

30.08.2009 10:45

Practice started at 10:48:11

Lap	Time of Day	Lap Tm	PT Tm
(81) Rene Jakobsen			
1	10:50:42.176	1:18.613	
2	10:52:06.957	1:24.781	
3	10:53:26.394	1:19.437	
4	10:54:42.016	1:15.622	
5	10:56:03.387	1:21.371	
6	10:57:16.966	1:13.579	
7	10:58:37.033	1:20.067	
8	10:59:54.630	1:17.597	
9	11:01:09.239	1:14.609	

Lap	Time of Day	Lap Tm	PT Tm
(31) Jesper Christensen			
1	10:51:03.261	1:24.195	
2	10:52:28.221	1:24.960	
3	10:53:51.339	1:23.118	
4	10:55:17.255	1:25.916	
5	10:56:46.241	1:28.986	
6	10:58:12.693	1:26.452	
7	10:59:30.954	1:18.261	
8	11:00:52.938	1:21.984	
9	11:02:19.575	1:26.637	

Lap	Time of Day	Lap Tm	PT Tm
(52) Transponder 52			
1	10:51:03.782	1:24.302	
2	10:52:28.576	1:24.794	
3	10:54:03.529	1:34.953	
4	10:55:27.237	1:23.708	
5	10:56:49.816	1:22.579	
6	10:58:13.165	1:23.349	
7	10:59:31.544	1:18.379	
8	11:00:56.110	1:24.566	
9	11:02:26.814	1:30.704	

Lap	Time of Day	Lap Tm	PT Tm
(51) Thomas Seehausen			
1	10:51:04.484	1:23.651	
2	10:52:27.507	1:23.023	
3	10:53:47.823	1:20.316	
4	10:56:33.254	2:45.431	
5	10:57:52.415	1:19.161	
6	10:59:10.924	1:18.509	

Lap	Time of Day	Lap Tm	PT Tm
(80) Glenn Jakobsen			
1	10:51:14.096	1:28.312	
2	10:54:05.866	2:51.770	
3	10:55:28.972	1:23.106	
4	10:56:57.825	1:28.853	
5	10:58:21.470	1:23.645	
6	10:59:41.721	1:20.251	

Lap	Time of Day	Lap Tm	PT Tm
(0) Thomas Scharff			
1	10:51:06.811	1:24.077	
2	10:52:28.742	1:21.931	
3	10:53:51.727	1:22.985	
4	10:55:17.087	1:25.360	
5	10:56:39.087	1:22.000	
6	10:58:00.571	1:21.484	
7	10:59:23.225	1:22.654	
8	11:00:44.189	1:20.964	
9	11:02:09.325	1:25.136	

Lap	Time of Day	Lap Tm	PT Tm
(70) Michael Skindersø			
1	10:51:02.957	1:25.277	
2	10:52:27.996	1:25.039	
3	10:53:50.933	1:22.937	
4	10:55:16.812	1:25.879	

Lap	Time of Day	Lap Tm	PT Tm
5	10:56:45.889	1:29.077	
6	10:58:12.441	1:26.552	
7	10:59:34.389	1:21.948	
8	11:00:56.650	1:22.261	
9	11:02:31.500	1:34.850	

Lap	Time of Day	Lap Tm	PT Tm
(39) Chris Poulsen			
1	10:51:13.144	1:28.550	
2	10:52:39.717	1:26.573	
3	10:54:15.670	1:35.953	
4	10:55:40.912	1:25.242	
5	10:57:10.401	1:29.489	
6	10:58:36.396	1:25.995	
7	11:00:05.003	1:28.607	
8	11:01:33.014	1:28.011	

Lap	Time of Day	Lap Tm	PT Tm
(43) Lonnie Ellebye			
1	10:52:09.122	1:48.432	
2	10:53:43.217	1:34.095	
3	10:55:17.533	1:34.316	
4	10:56:57.687	1:40.154	
5	10:58:34.215	1:36.528	
6	11:00:04.576	1:30.361	
7	11:01:32.555	1:27.979	

Lap	Time of Day	Lap Tm	PT Tm
(44) Rasmus Vendelbo Sørensen			
1	10:53:42.564	1:33.227	
2	10:55:17.025	1:34.461	
3	10:56:58.303	1:41.278	
4	10:58:31.526	1:33.223	
5	11:00:03.677	1:32.151	
6	11:01:32.201	1:28.524	

Lap	Time of Day	Lap Tm	PT Tm
(91) Tommy Kruse			
1	10:52:08.909	1:49.767	
2	10:53:50.331	1:41.422	
3	10:55:33.581	1:43.250	
4	10:57:11.198	1:37.617	
5	10:58:53.185	1:41.987	
6	11:00:40.258	1:47.073	
7	11:02:19.013	1:38.755	

Lap	Time of Day	Lap Tm	PT Tm
(7) Jacob Vejvad			
1	10:52:08.148	1:48.416	
2	10:53:51.117	1:42.969	
3	10:55:34.962	1:43.845	
4	10:57:13.583	1:38.621	
p5	10:59:03.411	1:49.828	



DM Knutstorp

Sorted on Best Lap time

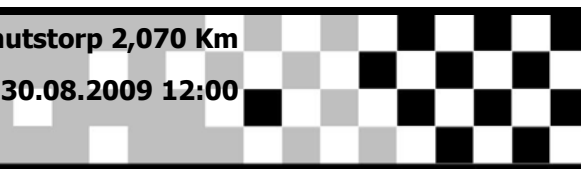
Green

Knutstorp 2,070 Km

Session 3

30.08.2009 12:00

Practice started at 12:02:18



Pos	No.	Name	Bike	Nat./Club	Laps	Best Tm	Diff	In Lap	km/h
1	31	Jesper Christensen			12	1:23.929		12	88,789
2	52	Transponder 52			12	1:24.692	0.763	12	87,989
3	39	Chris Poulsen		DK-	11	1:25.267	1.338	11	87,396
4	70	Michael Skindersø	Yamaha R6	DK-	12	1:26.481	2.552	12	86,169
5	43	Lonnie Ellebye	Suzuki GSXR600	DK-	11	1:32.503	8.574	5	80,560
6	0	Thomas Scharff		DK-	7	1:32.615	8.686	7	80,462
7	16	Lars Christensen	Yamaha Vabis R6	DK-AMK	10	1:33.653	9.724	9	79,570
8	69	Michael Barth	yamaha r6	DK-AMK	8	1:36.503	12.574	7	77,220



DM Knutstorp

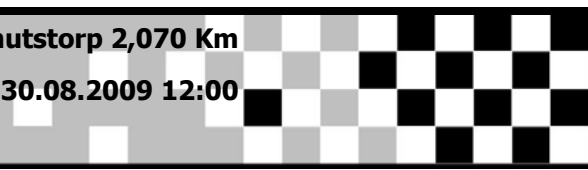
Green

Knutstorp 2,070 Km

Session 3

30.08.2009 12:00

Practice started at 12:02:18



Lap	Time of Day	Lap Tm	PT Tm
(31) Jesper Christensen			
1	12:04:48.140	1:39.043	
2	12:06:21.573	1:33.433	
3	12:07:53.894	1:32.321	
4	12:09:32.682	1:38.788	
5	12:11:03.315	1:30.633	
6	12:12:34.993	1:31.678	
7	12:14:01.843	1:26.850	
8	12:15:28.916	1:27.073	
9	12:16:59.207	1:30.291	
10	12:18:28.825	1:29.618	
11	12:20:03.307	1:34.482	
12	12:21:27.236	1:23.929	

(52) Transponder 52			
1	12:05:05.412	1:42.854	
2	12:06:45.699	1:40.287	
3	12:08:18.623	1:32.924	
4	12:09:58.597	1:39.974	
5	12:11:29.492	1:30.895	
6	12:12:59.648	1:30.156	
7	12:14:31.982	1:32.334	
8	12:16:03.901	1:31.919	
9	12:17:32.777	1:28.876	
10	12:19:05.062	1:32.285	
11	12:20:38.495	1:33.433	
12	12:22:03.187	1:24.692	

(39) Chris Poulsen			
1	12:05:31.245	1:45.639	
2	12:07:09.858	1:38.613	
3	12:08:47.144	1:37.286	
4	12:10:16.950	1:29.806	
5	12:11:47.317	1:30.367	
6	12:13:18.735	1:31.418	
7	12:14:47.546	1:28.811	
8	12:16:19.562	1:32.016	
9	12:17:51.518	1:31.956	
10	12:19:25.066	1:33.548	
11	12:20:50.333	1:25.267	

(70) Michael Skindersø			
1	12:04:37.179	1:36.783	
2	12:06:08.559	1:31.380	
3	12:07:45.006	1:36.447	
4	12:09:18.249	1:33.243	
5	12:10:49.235	1:30.986	
6	12:12:22.429	1:33.194	
7	12:13:51.148	1:28.719	
8	12:15:19.098	1:27.950	
9	12:16:59.024	1:39.926	
10	12:18:28.586	1:29.562	
11	12:20:00.516	1:31.930	
12	12:21:26.997	1:26.481	

(43) Lonnie Ellebye			
1	12:04:51.806	1:39.261	
2	12:06:35.102	1:43.296	
3	12:08:08.309	1:33.207	
4	12:09:58.504	1:50.195	
5	12:11:31.007	1:32.503	
6	12:13:09.317	1:38.310	
7	12:14:46.580	1:37.263	
8	12:16:19.645	1:33.065	
9	12:17:56.969	1:37.324	

10	12:19:33.419	1:36.450	
11	12:21:09.000	1:35.581	

(0) Thomas Scharff			
1	12:11:27.151	1:48.678	
2	12:13:08.999	1:41.848	
3	12:14:45.477	1:36.478	
4	12:16:19.246	1:33.769	
5	12:17:56.494	1:37.248	
6	12:19:32.744	1:36.250	
7	12:21:05.359	1:32.615	

(16) Lars Christensen			
1	12:06:46.284	2:05.341	
2	12:08:46.788	2:00.504	
3	12:10:44.571	1:57.783	
4	12:12:33.978	1:49.407	
5	12:14:14.780	1:40.802	
6	12:15:52.673	1:37.893	
7	12:17:29.206	1:36.533	
8	12:19:04.593	1:35.387	
9	12:20:38.246	1:33.653	
10	12:22:12.139	1:33.893	

(69) Michael Barth			
1	12:09:59.078	3:59.314	1:45.453
2	12:11:49.795	1:50.717	
3	12:13:35.179	1:45.384	
4	12:15:18.461	1:43.282	
5	12:16:58.410	1:39.949	
6	12:18:36.365	1:37.955	
7	12:20:12.868	1:36.503	
8	12:21:51.059	1:38.191	

**DM Knutstorp****Sorted on Best Lap time****Green****Knutstorp 2,070 Km****Session 4****30.08.2009 13:20****Practice started at 13:24:12**

Pos	No.	Name	Bike	Nat./Club	Laps	Best Tm	Diff	In Lap	km/h
1	51	Thomas Seehausen	Aprilia tuono	DK-	7	1:16.691		5	97,169
2	31	Jesper Christensen			7	1:17.868	1.177	5	95,700
3	52	Transponder 52			7	1:19.475	2.784	5	93,765
4	70	Michael Skindersø	Yamaha R6	DK-	7	1:20.568	3.877	5	92,493
5	0	Thomas Scharff		DK-	6	1:21.637	4.946	4	91,282
6	39	Chris Poulsen		DK-	6	1:24.907	8.216	5	87,767
7	43	Lonnie Ellebye	Suzuki GSXR600	DK-	6	1:31.532	14.841	3	81,414
8	44	Rasmus Vendelbo Sørense	Yamaha R6	DK-RRKV	6	1:32.495	15.804	5	80,567



DM Knutstorp


Green

Knutstorp 2,070 Km

Session 4

30.08.2009 13:20

Practice started at 13:24:12



Lap	Time of Day	Lap Tm	PT Tm	Lap	Time of Day	Lap Tm	PT Tm	Lap	Time of Day	Lap Tm	PT Tm
(51) Thomas Seehausen				5	13:35:07.133	1:32.495		p6	13:36:49.285	1:42.152	
1	13:28:13.688	1:18.527									
2	13:29:32.741	1:19.053									
3	13:30:56.936	1:24.195									
4	13:32:25.026	1:28.090									
5	13:33:41.717	1:16.691									
6	13:35:06.962	1:25.245									
p7	13:36:55.035	1:48.073									
(31) Jesper Christensen											
1	13:28:15.418	1:18.024									
2	13:29:34.508	1:19.090									
3	13:30:57.215	1:22.707									
4	13:32:19.648	1:22.433									
5	13:33:37.516	1:17.868									
6	13:35:05.843	1:28.327									
p7	13:36:48.237	1:42.394									
(52) Transponder 52											
1	13:28:20.364	1:21.362									
2	13:29:48.395	1:28.031									
3	13:31:11.222	1:22.827									
4	13:32:36.940	1:25.718									
5	13:33:56.415	1:19.475									
6	13:35:16.130	1:19.715									
p7	13:37:06.798	1:50.668									
(70) Michael Skindersø											
1	13:28:19.596	1:22.266									
2	13:29:41.282	1:21.686									
3	13:31:05.745	1:24.463									
4	13:32:33.087	1:27.342									
5	13:33:53.655	1:20.568									
6	13:35:14.866	1:21.211									
p7	13:37:03.715	1:48.849									
(0) Thomas Scharff											
1	13:29:33.159	1:23.406									
2	13:30:59.540	1:26.381									
3	13:32:27.575	1:28.035									
4	13:33:49.212	1:21.637									
5	13:35:11.687	1:22.475									
p6	13:37:00.090	1:48.403									
(39) Chris Poulsen											
1	13:28:39.696	1:25.263									
2	13:30:05.826	1:26.130									
3	13:31:32.484	1:26.658									
4	13:32:58.349	1:25.865									
5	13:34:23.256	1:24.907									
6	13:36:00.404	1:37.148									
(43) Lonnie Ellebye											
1	13:28:57.760	1:33.929									
2	13:30:29.609	1:31.849									
3	13:32:01.141	1:31.532									
4	13:33:33.657	1:32.516									
5	13:35:05.485	1:31.828									
p6	13:36:54.137	1:48.652									
(44) Rasmus Vendelbo Sørensen											
1	13:28:49.736	1:35.318									
2	13:30:26.233	1:36.497									
3	13:32:00.239	1:34.006									
4	13:33:34.638	1:34.399									

**DM Knutstorp****Sorted on Best Lap time****Green****Knutstorp 2,070 Km****Session 5****30.08.2009 14:40****Practice started at 14:41:11**

Pos	No.	Name	Bike	Nat./Club	Laps	Best Tm	Diff	In Lap	km/h
1	31	Jesper Christensen			6	1:20.487		1	92,586
2	52	Transponder 52			6	1:21.793	1.306	2	91,108
3	51	Thomas Seehausen	Aprilia tuono	DK-	3	1:22.296	1.809	1	90,551
4	70	Michael Skindersø	Yamaha R6	DK-	13	1:22.422	1.935	2	90,413
5	43	Lonnie Ellebye	Suzuki GSXR600	DK-	3	1:27.147	6.660	1	85,511
6	39	Chris Poulsen		DK-	3	1:27.950	7.463	2	84,730
7	0	Thomas Scharff		DK-	2	1:30.200	9.713	1	82,616



DM Knutstorp


Green

Knutstorp 2,070 Km

Session 5

30.08.2009 14:40

Practice started at 14:41:11



Lap	Time of Day	Lap Tm	PT Tm	Lap	Time of Day	Lap Tm	PT Tm	Lap	Time of Day	Lap Tm	PT Tm
(31) Jesper Christensen											
1	14:43:16.409	1:20.487									
2	14:44:39.132	1:22.723									
3	14:46:11.903	1:32.771									
4	14:48:00.012	1:48.109									
5	14:49:45.753	1:45.741									
p6	14:51:31.035	1:45.282									
(52) Transponder 52											
1	14:43:21.401	1:22.656									
2	14:44:43.194	1:21.793									
3	14:46:14.822	1:31.628									
4	14:47:59.933	1:45.111									
5	14:49:40.085	1:40.152									
p6	14:51:28.249	1:48.164									
(51) Thomas Seehausen											
1	14:43:22.136	1:22.296									
2	14:44:44.736	1:22.600									
p3	14:46:25.117	1:40.381									
(70) Michael Skindersø											
1	14:43:28.445	1:25.416									
2	14:44:50.867	1:22.422									
3	14:46:19.645	1:28.778									
4	14:47:59.091	1:39.446									
5	14:49:38.669	1:39.578									
6	14:51:15.981	1:37.312									
7	14:52:50.179	1:34.198									
8	14:54:21.327	1:31.148									
9	14:55:52.912	1:31.585									
10	14:57:24.543	1:31.631									
11	14:58:50.926	1:26.383									
12	15:00:17.171	1:26.245									
13	15:01:43.250	1:26.079									
(43) Lonnie Ellebye											
1	14:43:39.172	1:27.147									
2	14:45:09.087	1:29.915									
p3	14:47:05.032	1:55.945									
(39) Chris Poulsen											
1	14:43:37.988	1:28.544									
2	14:45:05.938	1:27.950									
p3	14:49:47.484	4:41.546									
(0) Thomas Scharff											
1	14:43:51.141	1:30.200									
p2	14:45:33.834	1:42.693									



DM Knutstorp

Sorted on Best Lap time

Green

Knutstorp 2,070 Km

Session 6

30.08.2009 15:40

Practice started at 15:42:04

Pos	No.	Name	Bike	Nat./Club	Laps	Best Tm	Diff	In Lap	km/h
1	13	Jonas Dalager			9	1:15.456		4	98,760
2	51	Thomas Seehausen	Aprilia tuono	DK-	8	1:15.498	0.042	1	98,705
3	52	Transponder 52			9	1:16.296	0.840	7	97,672
4	31	Jesper Christensen			9	1:16.745	1.289	7	97,101
5	70	Michael Skindersø	Yamaha R6	DK-	9	1:18.243	2.787	9	95,242
6	0	Thomas Scharff		DK-	9	1:20.774	5.318	5	92,257
7	43	Lonnie Ellebye	Suzuki GSXR600	DK-	8	1:24.186	8.730	6	88,518



DM Knutstorp

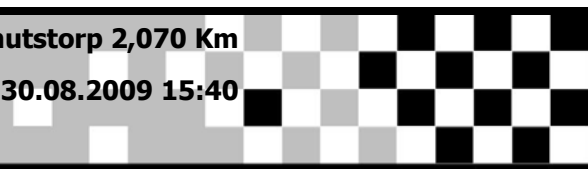
Green

Knutstorp 2,070 Km

Session 6

30.08.2009 15:40

Practice started at 15:42:04



Lap	Time of Day	Lap Tm	PT Tm
(13) Jonas Dalager			
1	15:45:27.100	1:24.460	
2	15:46:50.479	1:23.379	
3	15:48:15.723	1:25.244	
4	15:49:31.179	1:15.456	
5	15:50:53.202	1:22.023	
6	15:52:11.152	1:17.950	
7	15:53:37.149	1:25.997	
8	15:55:06.775	1:29.626	
9	15:56:37.474	1:30.699	

Lap	Time of Day	Lap Tm	PT Tm
(43) Lonnie Ellebye			
1	15:45:34.554	1:25.798	
2	15:47:01.668	1:27.114	
3	15:48:27.539	1:25.871	
4	15:49:52.667	1:25.128	
5	15:51:19.584	1:26.917	
6	15:52:43.770	1:24.186	
7	15:54:10.464	1:26.694	
8	15:55:39.909	1:29.445	

Lap	Time of Day	Lap Tm	PT Tm
-----	-------------	--------	-------

(51) Thomas Seehausen			
1	15:45:07.171	1:15.498	
2	15:46:25.803	1:18.632	
3	15:47:41.892	1:16.089	
4	15:49:08.340	1:26.448	
5	15:50:28.373	1:20.033	
6	15:51:44.028	1:15.655	
7	15:54:21.011	2:36.983	
8	15:55:41.903	1:20.892	

(52) Transponder 52			
1	15:45:18.336	1:20.678	
2	15:46:38.664	1:20.328	
3	15:47:57.294	1:18.630	
4	15:49:16.620	1:19.326	
5	15:50:34.130	1:17.510	
6	15:51:53.291	1:19.161	
7	15:53:09.587	1:16.296	
8	15:54:29.370	1:19.783	
9	15:55:47.344	1:17.974	

(31) Jesper Christensen			
1	15:45:10.349	1:17.414	
2	15:46:29.949	1:19.600	
3	15:47:48.438	1:18.489	
4	15:49:09.887	1:21.449	
5	15:50:28.576	1:18.689	
6	15:51:45.787	1:17.211	
7	15:53:02.532	1:16.745	
8	15:54:25.705	1:23.173	
9	15:55:43.033	1:17.328	

(70) Michael Skindersø			
1	15:45:28.835	1:24.440	
2	15:46:51.132	1:22.297	
3	15:48:14.596	1:23.464	
4	15:49:34.956	1:20.360	
5	15:50:55.665	1:20.709	
6	15:52:15.078	1:19.413	
7	15:53:36.783	1:21.705	
8	15:54:57.747	1:20.964	
9	15:56:15.990	1:18.243	

(0) Thomas Scharff			
1	15:45:35.781	1:24.418	
2	15:46:59.461	1:23.680	
3	15:48:20.688	1:21.227	
4	15:49:44.707	1:24.019	
5	15:51:05.481	1:20.774	
6	15:52:29.346	1:23.865	
7	15:53:50.883	1:21.537	
8	15:55:11.709	1:20.826	
9	15:56:35.534	1:23.825	