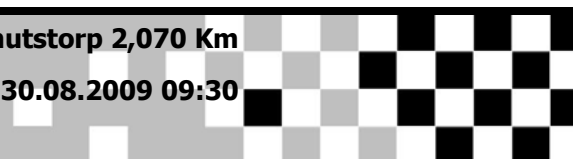


**DM Knutstorp****Sorted on Best Lap time****Blue****Knutstorp 2,070 Km****Session 1 Quali.****30.08.2009 09:30****Qualify started at 9:33:47**

Pos	No.	Name	Bike	Nat./Club	Laps	Best Tm	Diff	In Lap	km/h
1	91	Niels Henrik Jensen	suzuki gsxr 1000	DK-	8	1:11.351		6	104,441
2	18	Sten Johansen	Suzuki k7 1000	DK-RRH	6	1:11.882	0.531	5	103,670
3	64	Paw Pedersen			6	1:12.433	1.082	6	102,881
4	209	Rene Lafort			8	1:12.666	1.315	5	102,551
5	13	Jonas Dalager			8	1:12.682	1.331	7	102,529
6	12	Brian Ørnskjold		DK-	7	1:13.114	1.763	3	101,923
7	55	Michael Poulsen	R1	DK-	6	1:13.878	2.527	2	100,869
8	81	Morten Rugh	suzuki sv 1000	DK-	7	1:14.012	2.661	3	100,686
9	43	Mika Henriksen			7	1:16.325	4.974	4	97,635
10	61	Hans Hougaard	Aprilia RSV1000R	DK-	7	1:16.381	5.030	3	97,564
11	86	Knud Skovgård		DK-	7	1:16.459	5.108	5	97,464
12	88	Kristofer Andersson		DK-	6	1:17.096	5.745	2	96,659
13	16	Lars Christensen	Yamaha Vabis R6	DK-AMK	7	1:17.262	5.911	4	96,451
14	25	Henrik Faurschou		DK-	6	1:17.842	6.491	5	95,732
15	77	Anders Næstved		DK-	7	1:18.454	7.103	4	94,986
16	60	Steffen Madsen	suzuki gsr600	DK-	1	1:18.604	7.253	1	94,804
17	34	Ids Idsinga	suzuki rgv 250 '91	DK-	7	1:19.153	7.802	4	94,147
18	27	Per Petersen	Honda cbr 600	DK-Road-Race.dk	5	1:19.376	8.025	5	93,882
19	116	Marck Crillsen			7	1:19.573	8.222	6	93,650
20	58	Kim Christensen	Honda CRB1000RR	DK-	7	1:20.287	8.936	6	92,817
21	55	Henrik B. Poulsen	Honda CBR 600	DK-	6	1:20.344	8.993	6	92,751
22	0	Troels Bertelsen	suzuki sv650	DK-	6	1:20.712	9.361	2	92,328
23	83	Niels Jorgensen			6	1:21.686	10.335	4	91,227
24	70	Michael Skindersø	Yamaha R6	DK-	6	1:22.761	11.410	4	90,042
25	8	Morten Lymark	Honda VFR750	DK-	3	1:24.635	13.284	2	88,049
26	43	Henrik Lilja	Kawasaki ZX6R 636	DK-	6	1:25.857	14.506	5	86,795
27	70	Stefan Davidsson		S-	6	1:26.556	15.205	5	86,095
28	43	Jan Jespersen		DK-	2	1:27.612	16.261	1	85,057
29	115	Allan Carlsen	Superduke	DK-	6	1:28.299	16.948	4	84,395
30	74	Rene Andersen	honda 600 rr	DK-team 30-team lillevang	3	1:28.318	16.967	1	84,377
31	198	Karsten Frostholt	Yamaha R-6 årg.2000	DK-	6	1:29.765	18.414	3	83,017





# DM Knutstorp

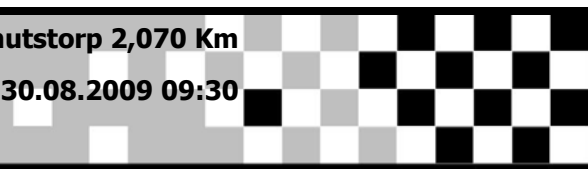
Blue

Knutstorp 2,070 Km

Session 1 Quali.

30.08.2009 09:30

Qualify started at 9:33:47



Lap	Time of Day	Lap Tm	PT Tm	Lap	Time of Day	Lap Tm	PT Tm	Lap	Time of Day	Lap Tm	PT Tm
3	9:38:49.439	<b>1:24.716</b>									
4	9:40:12.200	<b>1:22.761</b>									
5	9:41:35.086	1:22.886									
6	9:42:57.914	1:22.828									

(8) Morten Lymark

---

1	9:36:42.546	1:29.385	
2	9:38:07.181	<b>1:24.635</b>	
3	9:39:34.118	1:26.937	

(43) Henrik Lilja

---

1	9:36:16.398	1:32.226	
2	9:37:46.409	1:30.011	
3	9:39:12.951	1:26.542	
4	9:40:39.372	1:26.421	
5	9:42:05.229	<b>1:25.857</b>	
6	9:43:32.315	1:27.086	

(70) Stefan Davidsson

---

1	9:36:13.468	1:32.477	
2	9:37:41.342	1:27.874	
3	9:39:09.507	1:28.165	
4	9:40:37.011	1:27.504	
5	9:42:03.567	<b>1:26.556</b>	
6	9:43:30.357	1:26.790	

(43) Jan Jespersen

---

1	9:37:48.835	<b>1:27.612</b>	
p2	9:39:19.908	1:31.073	

(115) Allan Carlsen

---

1	9:36:20.380	1:29.956	
2	9:37:51.094	1:30.714	
3	9:39:21.192	1:30.098	
4	9:40:49.491	<b>1:28.299</b>	
5	9:42:19.256	1:29.765	
6	9:43:47.891	1:28.635	

(74) Rene Andersen

---

1	9:36:22.972	<b>1:28.318</b>	
2	9:37:51.393	1:28.421	
3	9:39:20.362	1:28.969	

(198) Karsten Frostholt

---

1	9:36:31.286	1:36.830	
2	9:38:03.700	1:32.414	
3	9:39:33.465	<b>1:29.765</b>	
4	9:41:05.490	1:32.025	
5	9:42:36.122	1:30.632	
p6	9:44:17.843	1:41.721	



# DM Knutstorp

Sorted on Best Lap time

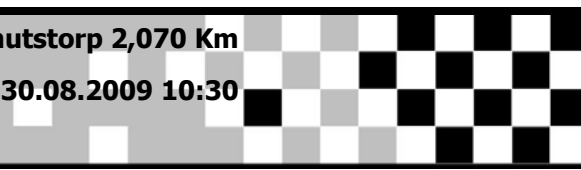
Blue

Knutstorp 2,070 Km

Session 2 Quali.

30.08.2009 10:30

Qualify started at 10:34:10



Pos	No.	Name	Bike	Nat./Club	Laps	Best Tm	Diff	In Lap	km/h
1	64	Paw Pedersen			3	1:10.011		3	106,440
2	209	Rene Lafort			9	1:11.080	1.069	8	104,840
3	13	Jonas Dalager			9	1:12.471	2.460	3	102,827
4	61	Hans Hougaard	Aprilia RSV1000R	DK-	9	1:13.776	3.765	9	101,008
5	81	Morten Rugh	suzuki sv 1000	DK-	9	1:13.982	3.971	8	100,727
6	88	Kristofer Andersson		DK-	8	1:13.987	3.976	5	100,720
7	43	Mika Henriksen			9	1:14.254	4.243	5	100,358
8	86	Knud Skovgård		DK-	9	1:14.420	4.409	4	100,134
9	16	Lars Christensen	Yamaha Vabis R6	DK-AMK	9	1:14.464	4.453	6	100,075
10	76	Kim Kjaer			9	1:14.822	4.811	9	99,596
11	25	Henrik Faurshou		DK-	8	1:15.654	5.643	8	98,501
12	55	Michael Poulsen	R1	DK-	8	1:16.114	6.103	3	97,906
13	12	Brian Ørnkjold		DK-	5	1:16.392	6.381	3	97,549
14	116	Marck Crillsen			7	1:16.403	6.392	7	97,535
15	77	Anders Næstved		DK-	9	1:16.610	6.599	8	97,272
16	58	Kim Christensen	Honda CRB1000RR	DK-	7	1:17.141	7.130	3	96,602
17	0	Troels Bertelsen	suzuki sv650	DK-	6	1:17.157	7.146	3	96,582
18	34	Ids Idsinga	suzuki rgv 250 '91	DK-	8	1:17.313	7.302	5	96,387
19	81	Rene Henriksen			7	1:18.222	8.211	6	95,267
20	74	Rene Andersen	honda 600 rr	DK-team 30-team lillevang	6	1:18.858	8.847	4	94,499
21	83	Niels Jorgensen			8	1:19.371	9.360	5	93,888
22	8	Morten Lymark	Honda VFR750	DK-	8	1:19.574	9.563	8	93,649
23	55	Henrik B. Poulsen	Honda CBR 600	DK-	8	1:19.980	9.969	8	93,173
24	115	Allan Carlsen	Superduke	DK-	8	1:22.333	12.322	8	90,510
25	43	Henrik Lilja	Kawasaki ZX6R 636	DK-	8	1:23.049	13.038	6	89,730
26	70	Stefan Davidsson		S-	7	1:26.203	16.192	6	86,447
27	198	Karsten Frostholm	Yamaha R-6 årg.2000	DK-	7	1:29.181	19.170	2	83,560
28	60	Steffen Madsen	suzuki gsr600	DK-	1	5:29.564	4:19.553	1	22,612
29	500	Michael Sachmann		DK-				0	-





# DM Knutstorp

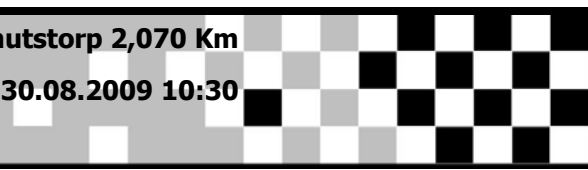
Blue

Knutstorp 2,070 Km

Session 2 Quali.

30.08.2009 10:30

Qualify started at 10:34:10



Lap	Time of Day	Lap Tm	PT Tm	Lap	Time of Day	Lap Tm	PT Tm	Lap	Time of Day	Lap Tm	PT Tm
3	10:39:44.391	<b>1:20.477</b>		1	10:46:20.667	<b>5:29.564</b>					
4	10:41:08.901	<b>1:24.510</b>									
5	10:42:28.272	<b>1:19.371</b>									
6	10:43:47.969	1:19.697									
7	10:45:07.707	1:19.738									
8	10:46:28.878	1:21.171									

(8) Morten Lymark

---

1	10:37:04.993	1:27.649
2	10:38:28.141	1:23.148
3	10:39:51.210	1:23.069
4	10:41:17.548	1:26.338
5	10:42:38.553	1:21.005
6	10:43:59.636	1:21.083
7	10:45:22.779	1:23.143
8	10:46:42.353	<b>1:19.574</b>

(55) Henrik B. Poulsen

---

1	10:36:45.215	1:23.752
2	10:38:07.088	1:21.873
3	10:39:29.074	1:21.986
4	10:40:50.546	1:21.472
5	10:42:11.734	1:21.188
6	10:43:33.196	1:21.462
7	10:44:55.698	1:22.502
8	10:46:15.678	<b>1:19.980</b>

(115) Allan Carlsen

---

1	10:37:14.974	1:25.163
2	10:38:39.358	1:24.384
3	10:40:04.653	1:25.295
4	10:41:27.470	1:22.817
5	10:42:51.424	1:23.954
6	10:44:14.861	1:23.437
7	10:45:38.682	1:23.821
8	10:47:01.015	<b>1:22.333</b>

(43) Henrik Lilja

---

1	10:36:53.972	1:27.052
2	10:38:19.430	1:25.458
3	10:39:43.997	1:24.567
4	10:41:10.893	1:26.896
5	10:42:36.116	1:25.223
6	10:43:59.165	<b>1:23.049</b>
7	10:45:22.767	1:23.602
8	10:46:45.835	1:23.068

(70) Stefan Davidsson

---

1	10:36:55.740	1:28.303
2	10:38:23.844	1:28.104
3	10:39:51.036	1:27.192
4	10:41:17.611	1:26.575
5	10:44:11.380	2:53.769
6	10:45:37.583	<b>1:26.203</b>
7	10:47:04.791	1:27.208

(198) Karsten Frosthholm

---

1	10:37:21.268	1:31.614
2	10:38:50.449	<b>1:29.181</b>
3	10:40:21.502	1:31.053
4	10:41:54.303	1:32.801
5	10:43:25.991	1:31.688
6	10:44:55.875	1:29.884
7	10:46:25.074	1:29.199

(60) Steffen Madsen

---

**DM Knutstorp****Sorted on Best Lap time****Blue****Knutstorp 2,070 Km****Session 3 Quali.****30.08.2009 11:40****Qualify started at 11:43:02**

Pos	No.	Name	Bike	Nat./Club	Laps	Best Tm	Diff	In Lap	km/h
1	12	<b>Brian Ørnkjold</b>		DK-	5	<b>1:16.120</b>		3	97,898
2	76	<b>Kim Kjaer</b>			2	<b>1:21.309</b>	<b>5.189</b>	1	91,650
3	81	<b>Rene Jakobsen</b>	skramelsuki gsxr1000 k6	DK-	4	<b>1:23.674</b>	<b>7.554</b>	3	89,060
4	43	<b>Mika Henriksen</b>			9	<b>1:25.214</b>	<b>9.094</b>	3	87,450
5	61	<b>Hans Hougaard</b>	Aprilia RSV1000R	DK-	5	<b>1:26.224</b>	<b>10.104</b>	1	86,426
6	80	<b>Glenn Jakobsen</b>	GSXR 1000	DK-	3	<b>1:27.362</b>	<b>11.242</b>	2	85,300
7	55	<b>Henrik B. Poulsen</b>	Honda CBR 600	DK-	5	<b>1:28.119</b>	<b>11.999</b>	1	84,567
8	34	<b>Ids Idsinga</b>	suzuki rgv 250 '91	DK-	4	<b>1:28.682</b>	<b>12.562</b>	3	84,031
9	58	<b>Kim Christensen</b>	Honda CRB1000RR	DK-	2	<b>1:29.067</b>	<b>12.947</b>	1	83,667
10	77	<b>Anders Næstved</b>		DK-	2	<b>1:29.251</b>	<b>13.131</b>	1	83,495
11	8	<b>Morten Lymark</b>	Honda VFR750	DK-	9	<b>1:29.597</b>	<b>13.477</b>	2	83,172
12	88	<b>Kristofer Andersson</b>		DK-	2	<b>1:30.192</b>	<b>14.072</b>	1	82,624
13	70	<b>Stefan Davidsson</b>		S-	5	<b>1:33.090</b>	<b>16.970</b>	1	80,052
14	43	<b>Henrik Lilja</b>	Kawasaki ZX6R 636	DK-	3	<b>1:33.266</b>	<b>17.146</b>	2	79,900
15	83	<b>Niels Jorgensen</b>			2	<b>1:34.019</b>	<b>17.899</b>	1	79,261
16	198	<b>Karsten Frostholt</b>	Yamaha R-6 årg.2000	DK-	3	<b>1:41.818</b>	<b>25.698</b>	2	73,189
17	500	<b>Michael Sachmann</b>		DK-				0	-
18	25	<b>Henrik Faurschou</b>		DK-				0	-
19	115	<b>Allan Carlsen</b>	Superduke	DK-				0	-
20	60	<b>Steffen Madsen</b>	suzuki gsr600	DK-	1			0	-
21	70	<b>Michael Skindersø</b>	Yamaha R6	DK-				0	-
22	0	<b>Troels Bertelsen</b>	suzuki sv650	DK-				0	-
23	16	<b>Lars Christensen</b>	Yamaha Vabis R6	DK-AMK	1			0	-
24	86	<b>Knud Skovgård</b>		DK-				0	-



# DM Knutstorp

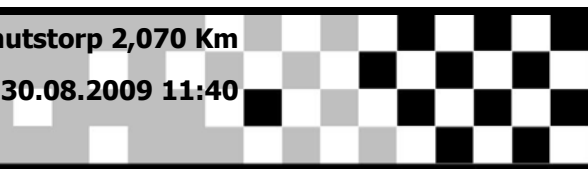
Blue

Knutstorp 2,070 Km

Session 3 Quali.

30.08.2009 11:40

Qualify started at 11:43:02



Lap	Time of Day	Lap Tm	PT Tm
<b>(12) Brian Ørnshkjold</b>			
1	11:45:42.401	<b>1:18.707</b>	
2	11:47:06.038	<b>1:23.637</b>	
3	11:48:22.158	<b>1:16.120</b>	
4	11:49:42.060	1:19.902	
p5	11:51:31.463	1:49.403	

<b>(76) Kim Kjaer</b>			
1	11:48:12.548	<b>1:21.309</b>	
p2	11:49:41.338	1:28.790	

<b>(81) Rene Jakobsen</b>			
1	11:46:26.162	2:24.964	<b>55.224</b>
2	11:47:57.199	1:31.037	
3	11:49:20.873	<b>1:23.674</b>	
p4	11:51:08.641	1:47.768	

<b>(43) Mika Henriksen</b>			
1	11:46:08.690	1:27.101	
2	11:47:35.209	1:26.519	
3	11:49:00.423	<b>1:25.214</b>	
p4	11:50:43.767	1:43.344	
5	11:53:15.819	2:32.052	<b>1:00.696</b>
6	11:54:45.389	1:29.570	
7	11:56:15.423	1:30.034	
8	11:57:43.479	1:28.056	
p9	11:59:19.534	1:36.055	

<b>(61) Hans Hougaard</b>			
1	11:44:59.072	<b>1:26.224</b>	
2	11:46:28.744	1:29.672	
3	11:47:58.826	1:30.082	
4	11:49:28.286	1:29.460	
p5	11:51:30.455	2:02.169	

<b>(80) Glenn Jakobsen</b>			
1	11:47:57.842	1:30.746	
2	11:49:25.204	<b>1:27.362</b>	
p3	11:51:14.915	1:49.711	

<b>(55) Henrik B. Poulsen</b>			
1	11:45:03.493	<b>1:28.119</b>	
2	11:46:39.539	1:36.046	
3	11:48:09.077	1:29.538	
4	11:49:42.501	1:33.424	
p5	11:51:37.686	1:55.185	

<b>(34) Ids Idsinga</b>			
1	11:46:29.743	2:32.737	<b>1:03.322</b>
2	11:48:00.391	1:30.648	
3	11:49:29.073	<b>1:28.682</b>	
p4	11:51:22.185	1:53.112	

<b>(58) Kim Christensen</b>			
1	11:45:03.448	<b>1:29.067</b>	
p2	11:46:47.466	1:44.018	

<b>(77) Anders Næstved</b>			
1	11:45:33.600	<b>1:29.251</b>	
p2	11:47:15.473	1:41.873	

<b>(8) Morten Lymark</b>			
1	11:47:10.550	1:33.773	
2	11:48:40.147	<b>1:29.597</b>	
3	11:50:13.840	1:33.693	

Lap	Time of Day	Lap Tm	PT Tm
4	11:51:50.308	<b>1:36.468</b>	
5	11:53:22.656	<b>1:32.348</b>	
6	11:54:58.884	<b>1:36.228</b>	
7	11:56:30.966	<b>1:32.082</b>	
8	11:58:04.115	<b>1:33.149</b>	
9	11:59:38.000	<b>1:33.885</b>	

<b>(88) Kristofer Andersson</b>			
1	11:48:55.755	<b>1:30.192</b>	
p2	11:50:45.047	1:49.292	

<b>(70) Stefan Davidsson</b>			
1	11:45:49.529	<b>1:33.090</b>	
2	11:47:23.879	1:34.350	
3	11:49:00.133	1:36.254	
4	11:50:40.448	1:40.315	
p5	11:52:35.462	1:55.014	

<b>(43) Henrik Lijja</b>			
1	11:46:43.549	1:40.776	
2	11:48:16.815	<b>1:33.266</b>	
p3	11:49:55.803	1:38.988	

<b>(83) Niels Jorgensen</b>			
1	11:48:55.391	<b>1:34.019</b>	
p2	11:50:36.608	1:41.217	

<b>(198) Karsten Frosthalm</b>			
1	11:46:14.656	1:45.235	
2	11:47:56.474	<b>1:41.818</b>	
p3	11:49:48.491	1:52.017	

<b>(60) Steffen Madsen</b>			
p1	11:50:12.078	1:38.518	

<b>(16) Lars Christensen</b>			
p1	11:45:47.363	2:04.968	





# DM Knutstorp

Sorted on Best Lap time

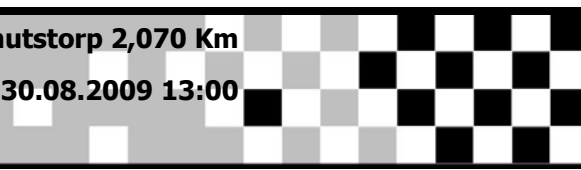
Blue

Knutstorp 2,070 Km

Session 4

30.08.2009 13:00

Practice started at 13:03:24



Pos	No.	Name	Bike	Nat./Club	Laps	Best Tm	Diff	In Lap	km/h
1	12	Brian Ørnkjold		DK-	13	1:11.338		9	104,460
2	61	Hans Hougaard	Aprilia RSV1000R	DK-	14	1:13.116	1.778	14	101,920
3	16	Lars Christensen	Yamaha Vabis R6	DK-AMK	13	1:13.526	2.188	7	101,352
4	81	Rene Jakobsen	skramelsuki gsxr1000 k6	DK-	14	1:13.610	2.272	9	101,236
5	55	Michael Poulsen	R1	DK-	9	1:13.832	2.494	3	100,932
6	76	Kim Kjaer			8	1:13.972	2.634	4	100,741
7	43	Mika Henriksen			8	1:14.188	2.850	7	100,448
8	86	Knud Skovgård		DK-	14	1:14.709	3.371	9	99,747
9	25	Henrik Faurshou		DK-	13	1:16.030	4.692	10	98,014
10	77	Anders Næstved		DK-	13	1:16.480	5.142	10	97,437
11	0	Troels Bertelsen	suzuki sv650	DK-	13	1:16.503	5.165	12	97,408
12	74	Rene Andersen	honda 600 rr	DK-team 30-team lillevang	13	1:16.995	5.657	13	96,786
13	81	Rene Henriksen			7	1:17.302	5.964	6	96,401
14	34	Ids Idsinga	suzuki rgv 250 '91	DK-	13	1:17.420	6.082	11	96,254
15	58	Kim Christensen	Honda CRB1000RR	DK-	12	1:17.568	6.230	12	96,071
16	83	Niels Jorgensen			13	1:18.186	6.848	4	95,311
17	80	Glenn Jakobsen	GSXR 1000	DK-	12	1:18.285	6.947	12	95,191
18	60	Steffen Madsen	suzuki gsr600	DK-	9	1:18.762	7.424	4	94,614
19	8	Morten Lymark	Honda VFR750	DK-	12	1:18.959	7.621	8	94,378
20	55	Henrik B. Poulsen	Honda CBR 600	DK-	13	1:20.168	8.830	7	92,955
21	115	Allan Carlsen	Superduke	DK-	12	1:22.240	10.902	11	90,613
22	511	Per Hedlund		S-	11	1:22.850	11.512	11	89,946
23	70	Stefan Davidsson		S-	9	1:27.839	16.501	2	84,837
24	198	Karsten Frosthalm	Yamaha R-6 årg.2000	DK-	11	1:28.015	16.677	3	84,667
25	500	Michael Sachmann		DK-	1	6:26.691	5:15.353	1	19,271





# DM Knutstorp

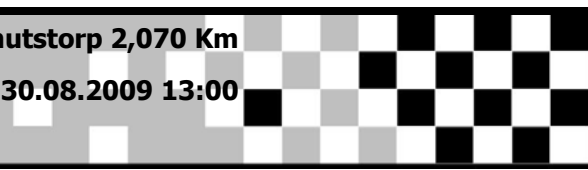
Blue

Knutstorp 2,070 Km

Session 4

30.08.2009 13:00

Practice started at 13:03:24



Lap	Time of Day	Lap Tm	PT Tm	Lap	Time of Day	Lap Tm	PT Tm	Lap	Time of Day	Lap Tm	PT Tm		
4	13:09:30.566	1:18.333		2	13:06:38.782	1:22.046							
5	13:10:48.236	1:17.670		3	13:07:59.855	1:21.073							
6	13:12:07.636	1:19.400		4	13:09:21.347	1:21.492							
7	13:13:26.377	1:18.741		5	13:10:41.960	1:20.613							
8	13:14:47.497	1:21.120		6	13:12:02.800	1:20.840							
9	13:16:10.643	1:23.146		7	13:13:22.968	1:20.168							
10	13:17:28.478	1:17.835		8	13:14:46.437	1:23.469							
11	13:18:46.655	1:18.177		9	13:16:12.656	1:26.219							
12	13:20:04.223	1:17.568		10	13:17:36.325	1:23.669							
<hr/>				11	13:18:58.285	1:21.960							
<b>(83) Niels Jorgensen</b>				12	13:20:21.930	1:23.645							
1	13:05:32.865	1:21.825		13	13:21:44.173	1:22.243							
2	13:06:52.407	1:19.542		<hr/>									
3	13:08:11.412	1:19.005		<b>(115) Allan Carlsen</b>									
4	13:09:29.598	1:18.186		1	13:05:52.922	1:26.815							
5	13:10:47.975	1:18.377		2	13:07:20.560	1:27.638							
6	13:12:06.605	1:18.630		3	13:08:47.033	1:26.473							
7	13:13:24.963	1:18.358		4	13:10:12.470	1:25.437							
8	13:14:47.450	1:22.487		5	13:11:40.688	1:28.218							
9	13:16:12.965	1:25.515		6	13:13:08.020	1:27.332							
10	13:17:37.115	1:24.150		7	13:14:32.765	1:24.745							
11	13:18:58.589	1:21.474		8	13:15:56.252	1:23.487							
12	13:20:22.396	1:23.807		9	13:17:18.707	1:22.455							
13	13:21:44.565	1:22.169		10	13:18:41.348	1:22.641							
<hr/>				11	13:20:03.588	1:22.240							
<b>(80) Glenn Jakobsen</b>				12	13:21:27.986	1:24.398							
1	13:05:21.713	1:21.015		<hr/>									
2	13:06:41.584	1:19.871		<b>(511) Per Hedlund</b>									
3	13:08:02.182	1:20.598		1	13:07:39.917	1:28.786							
4	13:09:22.136	1:19.954		2	13:09:05.908	1:25.991							
5	13:10:42.433	1:20.297		3	13:10:30.773	1:24.865							
6	13:12:01.271	1:18.838		4	13:11:54.836	1:24.063							
7	13:13:19.593	1:18.322		5	13:13:18.274	1:23.438							
8	13:14:46.247	1:26.654		6	13:14:46.021	1:27.747							
9	13:16:10.704	1:24.457		7	13:16:10.539	1:24.518							
10	13:17:35.097	1:24.393		8	13:17:34.964	1:24.425							
11	13:20:12.981	2:37.884		9	13:18:57.971	1:23.007							
12	13:21:31.266	1:18.285		10	13:20:21.377	1:23.406							
<hr/>				11	13:21:44.227	1:22.850							
<b>(60) Steffen Madsen</b>				<hr/>									
1	13:08:15.529	4:02.122		<b>(70) Stefan Davidsson</b>									
2	13:09:34.971	1:19.442		1	13:05:54.391	1:28.773							
3	13:10:53.926	1:18.955		2	13:07:22.230	1:27.839							
4	13:12:12.688	1:18.762		3	13:08:50.101	1:27.871							
5	13:14:50.750	2:38.062		4	13:10:18.605	1:28.504							
6	13:17:39.488	2:48.738		5	13:11:48.394	1:29.789							
7	13:19:00.546	1:21.058		6	13:13:17.049	1:28.655							
8	13:20:23.751	1:23.205		7	13:14:45.716	1:28.667							
9	13:21:45.766	1:22.015		8	13:19:23.038	4:37.322							
<hr/>				9	13:20:52.027	1:28.989							
<b>(8) Morten Lymark</b>				<hr/>									
1	13:05:49.216	1:28.162		<b>(198) Karsten Frostholm</b>									
2	13:07:11.839	1:22.623		1	13:05:49.431	1:29.026							
3	13:08:33.341	1:21.502		2	13:07:18.520	1:29.089							
4	13:09:55.058	1:21.717		3	13:08:46.535	1:28.015							
5	13:11:16.588	1:21.530		4	13:10:16.351	1:29.816							
6	13:12:37.233	1:20.645		5	13:11:46.511	1:30.160							
7	13:13:57.027	1:19.794		6	13:13:16.325	1:29.814							
8	13:15:15.986	1:18.959		7	13:14:45.124	1:28.799							
9	13:16:35.140	1:19.154		8	13:16:18.901	1:33.777							
10	13:17:54.331	1:19.191		9	13:17:51.678	1:32.777							
11	13:19:22.864	1:28.533		10	13:19:22.239	1:30.561							
12	13:20:49.276	1:26.412		11	13:20:50.714	1:28.475							
<hr/>				<hr/>									
<b>(55) Henrik B. Poulsen</b>				<b>(500) Michael Sachmann</b>									
1	13:05:16.736	1:22.680		1	13:11:46.999	6:26.691							

**DM Knutstorp****Sorted on Best Lap time****Blue****Knutstorp 2,070 Km****Session 5****30.08.2009 15:00****Practice started at 15:02:35**

Pos	No.	Name	Bike	Nat./Club	Laps	Best Tm	Diff	In Lap	km/h
1	13	Jonas Dalager			13	<b>1:11.665</b>		11	103,984
2	12	Brian Ørnkjold		DK-	13	<b>1:11.757</b>	<b>0.092</b>	8	103,850
3	81	Rene Jakobsen	skramelsuki gsxr1000 k6	DK-	13	<b>1:12.386</b>	<b>0.721</b>	8	102,948
4	61	Hans Hougaard	Aprilia RSV1000R	DK-	12	<b>1:13.794</b>	<b>2.129</b>	9	100,984
5	16	Lars Christensen	Yamaha Vabis R6	DK-AMK	12	<b>1:14.183</b>	<b>2.518</b>	4	100,454
6	34	Ids Idsinga	suzuki rgv 250 '91	DK-	12	<b>1:15.038</b>	<b>3.373</b>	11	99,310
7	86	Knud Skovgård		DK-	12	<b>1:15.173</b>	<b>3.508</b>	11	99,131
8	83	Niels Jorgensen			12	<b>1:15.849</b>	<b>4.184</b>	10	98,248
9	500	Michael Sachmann		DK-	2	<b>1:16.259</b>	<b>4.594</b>	2	97,720
10	58	Kim Christensen	Honda CRB1000RR	DK-	9	<b>1:16.760</b>	<b>5.095</b>	8	97,082
11	80	Glenn Jakobsen	GSXR 1000	DK-	12	<b>1:16.815</b>	<b>5.150</b>	10	97,012
12	77	Anders Næstved		DK-	9	<b>1:16.837</b>	<b>5.172</b>	8	96,985
13	25	Henrik Faurschou		DK-	12	<b>1:17.189</b>	<b>5.524</b>	12	96,542
14	0	Troels Bertelsen	suzuki sv650	DK-	12	<b>1:17.406</b>	<b>5.741</b>	8	96,272
15	8	Morten Lymark	Honda VFR750	DK-	12	<b>1:18.477</b>	<b>6.812</b>	9	94,958
16	60	Steffen Madsen	suzuki gsr600	DK-	7	<b>1:19.469</b>	<b>7.804</b>	1	93,772
17	55	Henrik B. Poulsen	Honda CBR 600	DK-	12	<b>1:19.757</b>	<b>8.092</b>	12	93,434
18	115	Allan Carlsen	Superduke	DK-	12	<b>1:20.145</b>	<b>8.480</b>	12	92,981
19	511	Per Hedlund		S-	11	<b>1:25.014</b>	<b>13.349</b>	7	87,656
20	198	Karsten Frostholt	Yamaha R-6 årg.2000	DK-	10	<b>1:29.044</b>	<b>17.379</b>	8	83,689





# DM Knutstorp

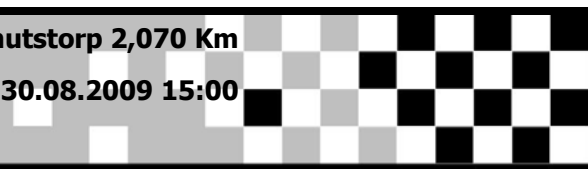
Blue

Knutstorp 2,070 Km

Session 5

30.08.2009 15:00

Practice started at 15:02:35



Lap	Time of Day	Lap Tm	PT Tm
<b>(60) Steffen Madsen</b>			
1	15:10:04.660	<b>1:19.469</b>	
2	15:11:28.091	1:23.431	
3	15:12:47.649	1:19.558	
4	15:14:08.101	1:20.452	
5	15:16:47.734	2:39.633	
6	15:18:08.216	1:20.482	
7	15:20:47.469	2:39.253	

Lap	Time of Day	Lap Tm	PT Tm
<b>(55) Henrik B. Poulsen</b>			
1	15:06:31.981	1:26.919	
2	15:07:55.866	1:23.885	
3	15:09:18.851	1:22.985	
4	15:10:41.093	1:22.242	
5	15:12:02.687	1:21.594	
6	15:13:25.847	1:23.160	
7	15:14:47.437	1:21.590	
8	15:16:08.278	1:20.841	
9	15:17:30.784	1:22.506	
10	15:18:51.993	1:21.209	
11	15:20:13.150	1:21.157	
12	15:21:32.907	<b>1:19.757</b>	

Lap	Time of Day	Lap Tm	PT Tm
<b>(115) Allan Carlsen</b>			
1	15:06:03.933	1:59.163	<b>32.714</b>
2	15:07:32.411	1:28.478	
3	15:08:55.641	1:23.230	
4	15:10:19.865	1:24.224	
5	15:11:41.906	1:22.041	
6	15:13:03.138	1:21.232	
7	15:14:31.547	1:28.409	
8	15:15:53.501	1:21.954	
9	15:17:16.824	1:23.323	
10	15:18:38.209	1:21.385	
11	15:19:59.726	1:21.517	
12	15:21:19.871	<b>1:20.145</b>	

Lap	Time of Day	Lap Tm	PT Tm
<b>(511) Per Hedlund</b>			
1	15:07:01.456	1:34.666	
2	15:08:34.153	1:32.697	
3	15:10:03.106	1:28.953	
4	15:11:32.644	1:29.538	
5	15:12:59.639	1:26.995	
6	15:14:31.403	1:31.764	
7	15:15:56.417	<b>1:25.014</b>	
8	15:17:21.489	1:25.072	
9	15:18:47.231	1:25.742	
10	15:20:13.042	1:25.811	
11	15:21:38.145	1:25.103	

Lap	Time of Day	Lap Tm	PT Tm
<b>(198) Karsten Frostholm</b>			
1	15:06:54.751	1:32.609	
2	15:08:25.817	1:31.066	
3	15:09:56.281	1:30.464	
4	15:11:27.221	1:30.940	
5	15:12:58.586	1:31.365	
6	15:14:30.439	1:31.853	
7	15:16:02.311	1:31.872	
8	15:17:31.355	<b>1:29.044</b>	
9	15:19:00.650	1:29.295	
10	15:20:29.811	1:29.161	

**DM Knutstorp****Sorted on Best Lap time****Blue****Knutstorp 2,070 Km****Session 6****30.08.2009 15:55****Practice started at 15:57:04**

Pos	No.	Name	Bike	Nat./Club	Laps	Best Tm	Diff	In Lap	km/h
1	12	<b>Brian Ørnkjold</b>		DK-	10	<b>1:09.191</b>		7	107,702
2	13	<b>Jonas Dalager</b>			9	<b>1:11.705</b>	<b>2.514</b>	7	103,926
3	81	<b>Rene Jakobsen</b>	skramelsuki gsxr1000 k6	DK-	10	<b>1:12.447</b>	<b>3.256</b>	7	102,861
4	16	<b>Lars Christensen</b>	Yamaha Vabis R6	DK-AMK	6	<b>1:13.990</b>	<b>4.799</b>	6	100,716
5	86	<b>Knud Skovgård</b>		DK-	10	<b>1:14.359</b>	<b>5.168</b>	7	100,217
6	34	<b>Ids Idsinga</b>	suzuki rgv 250 '91	DK-	10	<b>1:15.484</b>	<b>6.293</b>	3	98,723
7	0	<b>Troels Bertelsen</b>	suzuki sv650	DK-	9	<b>1:16.483</b>	<b>7.292</b>	4	97,433
8	80	<b>Glenn Jakobsen</b>	GSXR 1000	DK-	8	<b>1:17.007</b>	<b>7.816</b>	5	96,770
9	77	<b>Anders Næstved</b>		DK-	8	<b>1:17.209</b>	<b>8.018</b>	6	96,517
10	58	<b>Kim Christensen</b>	Honda CRB1000RR	DK-	5	<b>1:17.224</b>	<b>8.033</b>	4	96,498
11	8	<b>Morten Lymark</b>	Honda VFR750	DK-	9	<b>1:17.247</b>	<b>8.056</b>	7	96,470
12	25	<b>Henrik Fauschou</b>		DK-	8	<b>1:17.710</b>	<b>8.519</b>	6	95,895
13	115	<b>Allan Carlsen</b>	Superduke	DK-	9	<b>1:17.832</b>	<b>8.641</b>	7	95,745
14	511	<b>Per Hedlund</b>		S-	9	<b>1:22.955</b>	<b>13.764</b>	5	89,832
15	198	<b>Karsten Frostholt</b>	Yamaha R-6 årg.2000	DK-	8	<b>1:27.781</b>	<b>18.590</b>	7	84,893

