

**DM Knutstorp****Sorted on Best Lap time****Sort****Knutstorp 2,070 Km****Session 1 Quali.****29.08.2009 09:00****Qualify started at 8:59:33**

Pos	No.	Name	Bike	Nat./Club	Laps	Best Tm	Diff	In Lap	km/h
1	44	Rasmus Vendelbo Sørense			11	1:02.227		10	119,755
2	27	Henning Hansen	gixxer	DK-road race dk. team30	10	1:04.016	1.789	9	116,408
3	9	Henrik Johansen	Honda CBR1000RR	DK-CNR-Racing	10	1:04.043	1.816	8	116,359
4	128	Jan Mandelid	Honda cbr1000RR	DK-AMK	11	1:04.250	2.023	6	115,984
5	34	Teddy Lind			12	1:04.905	2.678	9	114,814
6	23	Renè Torpsgaard	Honda CBR 600	DK-RRH	10	1:05.257	3.030	7	114,195
7	55	Arne Andersson	Yamaha R1	S-Hyllinge MS	10	1:05.846	3.619	7	113,173
8	69	Michael Barth	yamaha r6	DK-AMK	11	1:05.958	3.731	8	112,981
9	47	Jon Sehestedt	Yamaha YZF R6	DK-Road-Race.DK	10	1:06.285	4.058	9	112,424
10	66	Rikard Lundin	Yamaha R6	S-Karlskoga MF	9	1:06.369	4.142	8	112,281
11	4	Emil Hansen	Honda CBR 600RR	DK-RRFyn	11	1:06.440	4.213	9	112,161
12	76	Benjamin Andersen	Honda CBR 600	DK-RRKV	11	1:06.480	4.253	10	112,094
13	9	Mike Kristiansen			7	1:06.651	4.424	6	111,806
14	48	Jens Jensen			10	1:07.005	4.778	6	111,216
15	63	Freddie Veje	Honda CBR 1000	DK-Road race	7	1:07.056	4.829	7	111,131
16	66	Ulrik Kjellerup	Honda CBR1000	DK-RRH	11	1:07.198	4.971	5	110,896
17	58	Villy Kyndesen	R6	DK-RRF	11	1:07.253	5.026	9	110,805
18	30	Jens Breinholt	Yamaha R1	DK-RR Fyn	7	1:07.495	5.268	5	110,408
19	717	Lars Ehlers			11	1:07.520	5.293	10	110,367
20	56	Jørgen Jørgensen	R6	DK-RRF	11	1:07.726	5.499	9	110,032
21	77	Søren Fuglsang	yamaha r1	DK-FYNS Motorsport	9	1:07.728	5.501	6	110,028
22	777	Arne Andreasen			11	1:08.633	6.406	11	108,578
23	34	Fredrik Linden	Yamaha r6	S-Karlskoga MF	7	1:09.045	6.818	5	107,930
24	108	Rune Romdal	Suzuki GSXR 750	DK-	11	1:09.102	6.875	10	107,841
25	67	Preben B Jensen	Yamaha R6 05	DK-Viking	10	1:11.015	8.788	7	104,936

Announcements

Weather: Cloudy and dry



DM Knutstorp

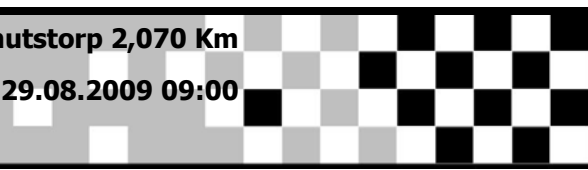
Sort

Knutstorp 2,070 Km

Session 1 Quali.

29.08.2009 09:00

Qualify started at 8:59:33



Lap	Time of Day	Lap Tm	PT Tm
(44) Rasmus Vendelbo Sørensen			
1	9:04:33.376	1:05.403	
2	9:05:37.311	1:03.935	
3	9:06:41.445	1:04.134	
4	9:07:44.768	1:03.323	
5	9:08:49.104	1:04.336	
6	9:09:52.044	1:02.940	
7	9:10:56.698	1:04.654	
8	9:11:59.862	1:03.164	
9	9:13:02.599	1:02.737	
10	9:14:04.826	1:02.227	
p11	9:15:19.992	1:15.166	

Lap	Time of Day	Lap Tm	PT Tm
(27) Henning Hansen			
1	9:04:44.607	1:08.348	
2	9:05:50.659	1:06.052	
3	9:06:56.460	1:05.801	
4	9:08:01.459	1:04.999	
5	9:09:05.636	1:04.177	
6	9:10:11.309	1:05.673	
7	9:11:16.796	1:05.487	
8	9:12:22.360	1:05.564	
9	9:13:26.376	1:04.016	
p10	9:14:40.677	1:14.301	

Lap	Time of Day	Lap Tm	PT Tm
(9) Henrik Johansen			
1	9:03:41.701	2:55.776	
2	9:04:49.064	1:07.363	
3	9:05:54.221	1:05.157	
4	9:07:01.428	1:07.207	
5	9:08:09.032	1:07.604	
6	9:09:15.748	1:06.716	
7	9:10:19.870	1:04.122	
8	9:11:23.913	1:04.043	
9	9:12:27.985	1:04.072	
p10	9:13:48.998	1:21.013	

Lap	Time of Day	Lap Tm	PT Tm
(128) Jan Mandelid			
1	9:04:49.387	1:06.837	
2	9:05:54.562	1:05.175	
3	9:07:01.045	1:06.483	
4	9:08:06.620	1:05.575	
5	9:09:13.201	1:06.581	
6	9:10:17.451	1:04.250	
7	9:11:22.280	1:04.829	
8	9:12:27.511	1:05.231	
p9	9:13:41.746	1:14.235	
10	9:15:53.000	2:11.254	
p11	9:17:17.848	1:24.848	

Lap	Time of Day	Lap Tm	PT Tm
(34) Teddy Lind			
1	9:04:39.168	1:08.485	
2	9:05:46.728	1:07.560	
3	9:06:53.638	1:06.910	
4	9:07:59.386	1:05.748	
5	9:09:04.867	1:05.481	
6	9:10:10.195	1:05.328	
7	9:11:16.639	1:06.444	
8	9:12:23.164	1:06.525	
9	9:13:28.069	1:04.905	
10	9:14:33.069	1:05.000	
11	9:15:38.888	1:05.819	
12	9:16:44.571	1:05.683	

Lap	Time of Day	Lap Tm	PT Tm
(23) René Torpsgaard			

Lap	Time of Day	Lap Tm	PT Tm
1	9:06:47.688	1:11.066	
2	9:07:56.403	1:08.715	
3	9:09:02.871	1:06.468	
4	9:10:08.397	1:05.526	
5	9:11:14.386	1:05.989	
6	9:12:20.522	1:06.136	
7	9:13:25.779	1:05.257	
8	9:14:31.359	1:05.580	
9	9:15:37.706	1:06.347	
10	9:16:42.963	1:05.257	

Lap	Time of Day	Lap Tm	PT Tm
(55) Arne Andersson			
1	9:06:12.373	1:10.406	
2	9:07:20.384	1:08.011	
3	9:08:28.174	1:07.790	
4	9:09:35.616	1:07.442	
5	9:10:43.582	1:07.966	
6	9:11:51.529	1:07.947	
7	9:12:57.375	1:05.846	
8	9:14:03.446	1:06.071	
9	9:15:09.738	1:06.292	
p10	9:16:22.513	1:12.775	

Lap	Time of Day	Lap Tm	PT Tm
(69) Michael Barth			
1	9:04:45.220	1:08.276	
2	9:05:52.848	1:07.628	
3	9:07:00.788	1:07.940	
4	9:08:09.044	1:08.256	
5	9:09:16.760	1:07.716	
6	9:10:25.462	1:08.702	
7	9:11:31.908	1:06.446	
8	9:12:37.866	1:05.958	
9	9:13:44.462	1:06.596	
10	9:14:50.677	1:06.215	
11	9:15:58.009	1:07.332	

Lap	Time of Day	Lap Tm	PT Tm
(47) Jon Sehestedt			
1	9:04:44.406	1:10.162	
2	9:05:52.626	1:08.220	
3	9:06:59.983	1:07.357	
4	9:08:08.441	1:08.458	
5	9:09:16.358	1:07.917	
6	9:10:25.684	1:09.326	
7	9:11:32.475	1:06.791	
8	9:12:38.835	1:06.360	
9	9:13:45.120	1:06.285	
p10	9:15:04.110	1:18.990	

Lap	Time of Day	Lap Tm	PT Tm
(66) Rikard Lundin			
1	9:04:39.840	1:08.621	
2	9:05:47.740	1:07.900	
3	9:06:54.675	1:06.935	
4	9:08:01.345	1:06.670	
p5	9:09:18.078	1:16.733	
6	9:12:15.870	2:57.792	
7	9:13:23.372	1:07.502	
8	9:14:29.741	1:06.369	
p9	9:15:46.469	1:16.728	

Lap	Time of Day	Lap Tm	PT Tm
(4) Emil Hansen			
1	9:05:22.634	1:12.184	
2	9:06:31.923	1:09.289	
3	9:07:39.767	1:07.844	
4	9:08:51.274	1:11.507	
5	9:09:58.270	1:06.996	
6	9:11:06.259	1:07.989	

Lap	Time of Day	Lap Tm	PT Tm
7	9:12:15.577	1:09.318	
8	9:13:24.651	1:09.074	
9	9:14:31.091	1:06.440	
10	9:15:40.089	1:08.998	
p11	9:16:57.976	1:17.887	

Lap	Time of Day	Lap Tm	PT Tm
(76) Benjamin Andersen			
1	9:05:05.543	1:12.203	
2	9:06:16.981	1:11.438	
3	9:07:26.703	1:09.722	
4	9:08:35.397	1:08.694	
5	9:09:43.713	1:08.316	
6	9:10:52.438	1:08.725	
7	9:12:00.845	1:08.407	
8	9:13:11.465	1:10.620	
9	9:14:18.278	1:06.813	
10	9:15:24.758	1:06.480	
11	9:16:32.699	1:07.941	

Lap	Time of Day	Lap Tm	PT Tm
(9) Mike Kristiansen			
1	9:04:42.833	1:08.957	
2	9:05:50.538	1:07.705	
3	9:06:58.065	1:07.527	
4	9:08:04.870	1:06.805	
5	9:09:13.020	1:08.150	
6	9:10:19.671	1:06.651	
p7	9:11:39.012	1:19.341	

Lap	Time of Day	Lap Tm	PT Tm
(48) Jens Jensen			
1	9:05:36.905	1:11.387	
2	9:06:48.494	1:11.589	
3	9:07:56.928	1:08.434	
4	9:09:04.382	1:07.454	
5	9:10:12.484	1:08.102	
6	9:11:19.489	1:07.005	
7	9:12:26.591	1:07.102	
8	9:13:37.425	1:10.834	
9	9:14:47.999	1:10.574	
p10	9:16:01.274	1:13.275	

Lap	Time of Day	Lap Tm	PT Tm
(63) Freddie Veje			
1	9:04:57.968	1:12.309	
2	9:06:07.685	1:09.717	
3	9:07:17.454	1:09.769	
4	9:08:24.947	1:07.493	
5	9:09:32.925	1:07.978	
6	9:10:41.028	1:08.103	
7	9:11:48.084	1:07.056	

Lap	Time of Day	Lap Tm	PT Tm
(66) Ulrik Kjellerup			
1	9:04:57.060	1:12.502	
2	9:06:07.101	1:10.041	
3	9:07:15.448	1:08.347	
4	9:08:24.029	1:08.581	
5	9:09:31.227	1:07.198	
6	9:10:39.268	1:08.041	
7	9:11:47.279	1:08.011	
8	9:12:54.876	1:07.597	
9	9:14:02.462	1:07.586	
10	9:15:11.952	1:09.490	
11	9:16:19.641	1:07.689	

Lap	Time of Day	Lap Tm	PT Tm
(58) Villy Kyndesen			
1	9:05:05.162	1:12.068	
2	9:06:16.700	1:11.538	
3	9:07:26.507	1:09.807	



DM Knutstorp

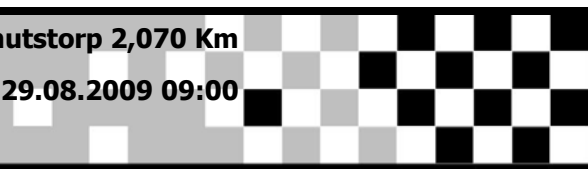
Sort

Knutstorp 2,070 Km

Session 1 Quali.

29.08.2009 09:00

Qualify started at 8:59:33



Lap	Time of Day	Lap Tm	PT Tm	Lap	Time of Day	Lap Tm	PT Tm	Lap	Time of Day	Lap Tm	PT Tm
4	9:08:34.680	1:08.173		11	9:15:34.352	1:08.633					
5	9:09:43.591	1:08.911									
6	9:10:52.256	1:08.665									
7	9:12:00.762	1:08.506									
8	9:13:08.728	1:07.966									
9	9:14:15.981	1:07.253									
10	9:15:23.723	1:07.742									
11	9:16:32.498	1:08.775									

(30) Jens Breinholt

1	9:04:59.395	1:15.001
2	9:06:10.607	1:11.212
3	9:07:19.730	1:09.123
4	9:08:27.886	1:08.156
5	9:09:35.381	1:07.495
6	9:10:43.318	1:07.937
p7	9:12:03.750	1:20.432

(717) Lars Ehlers

1	9:04:37.822	1:35.374
2	9:05:49.237	1:11.415
3	9:06:58.889	1:09.652
p4	9:08:13.530	1:14.641
5	9:10:08.409	1:54.879
6	9:11:16.796	1:08.387
7	9:12:26.122	1:09.326
8	9:13:33.986	1:07.864
9	9:14:41.887	1:07.901
10	9:15:49.407	1:07.520
p11	9:17:04.680	1:15.273

(56) Jørgen Jørgensen

1	9:05:08.272	1:13.318
2	9:06:19.800	1:11.528
3	9:07:30.141	1:10.341
4	9:08:44.490	1:14.349
5	9:09:54.896	1:10.406
6	9:11:05.311	1:10.415
7	9:12:14.031	1:08.720
8	9:13:21.838	1:07.807
9	9:14:29.564	1:07.726
10	9:15:38.710	1:09.146
11	9:16:47.250	1:08.540

(77) Søren Fuglsang

1	9:04:56.480	1:14.081
2	9:06:06.662	1:10.182
p3	9:07:21.611	1:14.949
4	9:11:03.359	3:41.748
5	9:12:12.040	1:08.681
6	9:13:19.768	1:07.728
7	9:14:27.775	1:08.007
8	9:15:35.666	1:07.891
9	9:16:44.568	1:08.902

(777) Arne Andreassen

1	9:03:48.982	3:18.491
2	9:05:02.502	1:13.520
3	9:06:15.875	1:13.373
4	9:07:26.294	1:10.419
5	9:08:37.447	1:11.153
6	9:09:47.068	1:09.621
7	9:10:56.540	1:09.472
8	9:12:07.051	1:10.511
9	9:13:16.494	1:09.443
10	9:14:25.719	1:09.225

(34) Fredrik Linden

p1	9:05:11.120	1:24.050
2	9:09:15.650	4:04.530
3	9:10:25.482	1:09.832
4	9:11:35.121	1:09.639
5	9:12:44.166	1:09.045
p6	9:14:04.101	1:19.935
7	9:16:04.465	2:00.364

(108) Rune Romdal

1	9:05:12.382	1:15.238
2	9:06:22.839	1:10.457
3	9:07:32.726	1:09.887
4	9:08:44.868	1:12.142
5	9:09:55.510	1:10.642
6	9:11:06.206	1:10.696
7	9:12:15.459	1:09.253
8	9:13:24.590	1:09.131
9	9:14:34.532	1:09.942
10	9:15:43.634	1:09.102
11	9:16:52.917	1:09.283

(67) Preben B Jensen

1	9:05:12.294	1:15.963
2	9:06:25.701	1:13.407
3	9:07:39.111	1:13.410
4	9:08:51.398	1:12.287
5	9:10:03.024	1:11.626
6	9:11:14.751	1:11.727
7	9:12:25.766	1:11.015
8	9:13:36.783	1:11.017
9	9:14:47.968	1:11.185
p10	9:16:10.764	1:22.796



DM Knutstorp

Sorted on Best Lap time

Sort

Knutstorp 2,070 Km

Session 2 Quali.

29.08.2009 10:00

Qualify started at 10:03:01

Pos	No.	Name	Bike	Nat./Club	Laps	Best Tm	Diff	In Lap	km/h
1	44	Rasmus Vendelbo Sørense			7	1:02.485		6	119,261
2	128	Jan Mandelid	Honda cbr1000RR	DK-AMK	7	1:03.311	0.826	5	117,705
3	9	Henrik Johansen	Honda CBR1000RR	DK-CNR-Racing	7	1:03.399	0.914	6	117,541
4	34	Teddy Lind			9	1:03.793	1.308	8	116,815
5	27	Henning Hansen	gixxer	DK-road race dk. team30	9	1:03.961	1.476	9	116,508
6	23	Renè Torpsgaard	Honda CBR 600	DK-RRH	7	1:04.138	1.653	6	116,187
7	55	Arne Andersson	Yamaha R1	S-Hyllinge MS	9	1:05.173	2.688	6	114,342
8	76	Benjamin Andersen	Honda CBR 600	DK-RRKV	9	1:05.526	3.041	6	113,726
9	66	Rikard Lundin	Yamaha R6	S-Karlskoga MF	5	1:05.715	3.230	4	113,399
10	19	René Kjellerup	Honda CBR1000	DK-RRH	5	1:05.777	3.292	3	113,292
11	99	Lasse Toft	r1	DK-AMK	9	1:05.788	3.303	7	113,273
12	48	Jens Jensen			9	1:05.942	3.457	7	113,008
13	9	Mike Kristiansen			9	1:05.992	3.507	7	112,923
14	58	Villy Kyndesen	R6	DK-RRF	9	1:06.053	3.568	4	112,818
15	56	Ivan Hansen			6	1:06.110	3.625	6	112,721
16	4	Emil Hansen	Honda CBR 600RR	DK-RRFyn	8	1:06.220	3.735	6	112,534
17	47	Jon Sehestedt	Yamaha YZF R6	DK-Road-Race.DK	9	1:06.256	3.771	8	112,473
18	69	Michael Barth	yamaha r6	DK-AMK	9	1:06.275	3.790	8	112,441
19	63	Freddie Veje	Honda CBR 1000	DK-Road race	6	1:06.282	3.797	3	112,429
20	30	Jens Breinholt	Yamaha R1	DK-RR Fyn	8	1:06.458	3.973	4	112,131
21	34	Fredrik Linden	Yamaha r6	S-Karlskoga MF	8	1:06.578	4.093	8	111,929
22	717	Lars Ehlers			9	1:06.661	4.176	7	111,790
23	77	Søren Fuglsang	yamaha r1	DK-FYNS Motorsport	8	1:06.893	4.408	7	111,402
24	50	Mattias Elensjö	cbr1000-05	S-Anderstorp RC	8	1:06.965	4.480	6	111,282
25	777	Arne Andreasen			8	1:07.021	4.536	8	111,189
26	56	Jørgen Jørgensen	R6	DK-RRF	9	1:07.321	4.836	4	110,694
27	124	Jannick Golubov	cbr600rr	DK-RR klub viking	6	1:07.462	4.977	5	110,462
28	108	Rune Romdal	Suzuki GSXR 750	DK-	8	1:08.523	6.038	6	108,752
29	67	Preben B Jensen	Yamaha R6 05	DK-Viking	7	1:09.481	6.996	7	107,252

Announcements

Weather: Cloudy and dry

Official Timing by www.motorsport-events.se:

Orbits 4

Clerk of the course: Jan Soerensen

www.amb-it.com

Jury President: Jesper Holm

www.mylaps.com

Anslagen:

Licensed to: Motorsport Events

Printed: 29.08.2009 17:10:08



DM Knutstorp

Sort

Knutstorp 2,070 Km

Session 2 Quali.

29.08.2009 10:00

Qualify started at 10:03:01

Lap	Time of Day	Lap Tm	PT Tm
(44) Rasmus Vendelbo Sørensen			
1	10:07:56.803	1:03.733	
2	10:09:00.118	1:03.315	
3	10:10:03.256	1:03.138	
4	10:11:07.688	1:04.432	
5	10:12:12.891	1:05.203	
6	10:13:15.376	1:02.485	
7	10:14:19.320	1:03.944	

Lap	Time of Day	Lap Tm	PT Tm
(128) Jan Mandelid			
1	10:05:43.287	1:04.687	
2	10:06:48.213	1:04.926	
3	10:07:53.164	1:04.951	
4	10:08:58.067	1:04.903	
5	10:10:01.378	1:03.311	
6	10:11:05.690	1:04.312	
p7	10:12:22.609	1:16.919	

Lap	Time of Day	Lap Tm	PT Tm
(9) Henrik Johansen			
1	10:05:44.237	1:04.672	
2	10:06:49.289	1:05.052	
3	10:07:53.584	1:04.295	
4	10:08:59.081	1:05.497	
5	10:10:02.923	1:03.842	
6	10:11:06.322	1:03.399	
p7	10:12:24.590	1:18.268	

Lap	Time of Day	Lap Tm	PT Tm
(34) Teddy Lind			
1	10:05:42.822	1:05.421	
2	10:06:47.968	1:05.146	
3	10:07:53.047	1:05.079	
4	10:08:58.619	1:05.572	
5	10:10:02.876	1:04.257	
6	10:11:07.523	1:04.647	
7	10:12:14.184	1:06.661	
8	10:13:17.977	1:03.793	
9	10:14:21.982	1:04.005	

Lap	Time of Day	Lap Tm	PT Tm
(27) Henning Hansen			
1	10:06:13.097	1:07.999	
2	10:07:20.239	1:07.142	
3	10:08:27.510	1:07.271	
4	10:09:33.659	1:06.149	
5	10:10:38.180	1:04.521	
6	10:11:42.922	1:04.742	
7	10:12:49.625	1:06.703	
8	10:13:56.182	1:06.557	
9	10:15:00.143	1:03.961	

Lap	Time of Day	Lap Tm	PT Tm
(23) Renè Torpsgaard			
1	10:06:13.684	1:07.020	
2	10:07:20.832	1:07.148	
3	10:08:26.991	1:06.159	
4	10:09:31.527	1:04.536	
5	10:10:35.745	1:04.218	
6	10:11:39.883	1:04.138	
p7	10:12:58.307	1:18.424	

Lap	Time of Day	Lap Tm	PT Tm
(55) Arne Andersson			
1	10:05:53.574	1:09.429	
2	10:07:00.487	1:06.913	
3	10:08:06.773	1:06.286	
4	10:09:12.565	1:05.792	
5	10:10:18.220	1:05.655	
6	10:11:23.393	1:05.173	

Lap	Time of Day	Lap Tm	PT Tm
7	10:12:29.745	1:06.352	
8	10:13:35.316	1:05.571	
p9	10:14:49.428	1:14.112	

Lap	Time of Day	Lap Tm	PT Tm
(76) Benjamin Andersen			
1	10:06:11.576	1:14.422	
2	10:07:19.379	1:07.803	
3	10:08:27.427	1:08.048	
4	10:09:34.195	1:06.768	
5	10:10:41.290	1:07.095	
6	10:11:46.816	1:05.526	
7	10:12:52.343	1:05.527	
8	10:13:59.944	1:07.601	
9	10:15:07.736	1:07.792	

Lap	Time of Day	Lap Tm	PT Tm
(66) Rikard Lundin			
1	10:05:57.317	1:08.690	
2	10:07:03.592	1:06.275	
3	10:08:10.132	1:06.540	
4	10:09:15.847	1:05.715	
p5	10:10:33.913	1:18.066	

Lap	Time of Day	Lap Tm	PT Tm
(19) René Kjellerup			
1	10:09:51.925	1:06.965	
2	10:10:58.220	1:06.295	
3	10:12:03.997	1:05.777	
4	10:13:10.670	1:06.673	
5	10:14:16.746	1:06.076	

Lap	Time of Day	Lap Tm	PT Tm
(99) Lasse Toft			
1	10:05:59.043	1:08.121	
2	10:07:05.581	1:06.538	
3	10:08:12.591	1:07.010	
4	10:09:19.207	1:06.616	
5	10:10:25.656	1:06.449	
6	10:11:31.562	1:05.906	
7	10:12:37.350	1:05.788	
8	10:13:43.366	1:06.016	
p9	10:14:57.908	1:14.542	

Lap	Time of Day	Lap Tm	PT Tm
(48) Jens Jensen			
1	10:06:12.505	1:15.179	
2	10:07:21.333	1:08.828	
3	10:08:28.636	1:07.303	
4	10:09:35.177	1:06.541	
5	10:10:41.933	1:06.756	
6	10:11:48.255	1:06.322	
7	10:12:54.197	1:05.942	
8	10:14:00.857	1:06.660	
9	10:15:08.585	1:07.728	

Lap	Time of Day	Lap Tm	PT Tm
(9) Mike Kristiansen			
1	10:06:11.950	1:12.795	
2	10:07:20.140	1:08.190	
3	10:08:28.396	1:08.256	
4	10:09:35.045	1:06.649	
5	10:10:41.728	1:06.683	
6	10:11:47.761	1:06.033	
7	10:12:53.753	1:05.992	
8	10:14:00.152	1:06.399	
9	10:15:07.838	1:07.686	

Lap	Time of Day	Lap Tm	PT Tm
(58) Villy Kyndesen			
1	10:06:05.725	1:09.566	
2	10:07:13.844	1:08.119	
3	10:08:20.378	1:06.534	

Lap	Time of Day	Lap Tm	PT Tm
4	10:09:26.431	1:06.053	
5	10:10:33.238	1:06.807	
6	10:11:40.620	1:07.382	
7	10:12:48.871	1:08.251	
8	10:13:56.149	1:07.278	
9	10:15:03.055	1:06.906	

Lap	Time of Day	Lap Tm	PT Tm
(56) Ivan Hansen			
1	10:08:41.407	1:08.077	
2	10:09:48.475	1:07.068	
3	10:10:55.762	1:07.287	
4	10:12:02.665	1:06.903	
5	10:13:10.342	1:07.677	
6	10:14:16.452	1:06.110	

Lap	Time of Day	Lap Tm	PT Tm
(6) Emil Hansen			
1	10:06:31.447	1:08.376	
2	10:07:38.199	1:06.752	
3	10:08:46.491	1:08.292	
4	10:09:53.080	1:06.589	
5	10:11:01.657	1:08.577	
6	10:12:07.877	1:06.220	
7	10:13:14.232	1:06.355	
8	10:14:20.904	1:06.672	

Lap	Time of Day	Lap Tm	PT Tm
(47) Jon Sehestedt			
1	10:05:52.681	1:09.061	
2	10:07:00.184	1:07.503	
3	10:08:07.553	1:07.369	
4	10:09:14.088	1:06.535	
5	10:10:20.494	1:06.406	
6	10:11:27.154	1:06.660	
7	10:12:33.416	1:06.262	
8	10:13:39.672	1:06.256	
p9	10:14:57.264	1:17.592	

Lap	Time of Day	Lap Tm	PT Tm
(69) Michael Barth			
1	10:06:08.296	1:09.334	
2	10:07:15.647	1:07.351	
3	10:08:22.402	1:06.755	
4	10:09:29.324	1:06.922	
5	10:10:36.399	1:07.075	
6	10:11:42.878	1:06.479	
7	10:12:50.954	1:08.076	
8	10:13:57.229	1:06.275	
p9	10:15:23.282	1:26.053	

Lap	Time of Day	Lap Tm	PT Tm
(63) Freddie Veje			
1	10:05:47.009	1:06.699	
2	10:06:54.388	1:07.379	
3	10:08:00.670	1:06.282	
4	10:09:07.101	1:06.431	
5	10:10:14.409	1:07.308	
6	10:11:21.485	1:07.076	

Lap	Time of Day	Lap Tm	PT Tm
(30) Jens Breinholt			
1	10:05:57.156	1:08.806	
2	10:07:05.077	1:07.921	
3	10:08:12.216	1:07.139	
4	10:09:18.674	1:06.458	
5	10:10:26.521	1:07.847	
6	10:11:33.823	1:07.302	
7	10:12:40.626	1:06.803	
p8	10:13:57.107	1:16.481	

Lap	Time of Day	Lap Tm	PT Tm
(34) Fredrik Linden			



DM Knutstorp

Sort

Knutstorp 2,070 Km

Session 2 Quali.

29.08.2009 10:00

Qualify started at 10:03:01

Lap	Time of Day	Lap Tm	PT Tm	Lap	Time of Day	Lap Tm	PT Tm	Lap	Time of Day	Lap Tm	PT Tm
1	10:06:15.897	1:08.799		5	10:13:21.891	1:07.462					
p2	10:07:34.869	1:18.972		6	10:14:30.260	1:08.369					
3	10:09:06.667	1:31.798	23.266	<u>(108) Rune Romdal</u>							
4	10:10:15.105	1:08.438		1	10:06:13.071	1:13.104					
5	10:11:22.341	1:07.236		2	10:07:27.054	1:13.983					
6	10:12:32.089	1:09.748		3	10:08:35.587	1:08.533					
7	10:13:39.098	1:07.009		4	10:09:44.297	1:08.710					
8	10:14:45.676	1:06.578		5	10:10:53.281	1:08.984					
<u>(717) Lars Ehlers</u>				6	10:12:01.804	1:08.523					
1	10:05:33.923	1:29.519	21.821	7	10:13:10.676	1:08.872					
2	10:06:43.061	1:09.138		8	10:14:19.351	1:08.675					
3	10:07:51.348	1:08.287		<u>(67) Preben B Jensen</u>							
4	10:08:59.860	1:08.512		1	10:06:12.913	1:13.070					
5	10:10:07.477	1:07.617		2	10:07:27.834	1:14.921					
6	10:11:14.690	1:07.213		3	10:08:37.692	1:09.858					
7	10:12:21.351	1:06.661		4	10:09:51.911	1:14.219					
8	10:13:28.276	1:06.925		5	10:12:14.283	2:22.372					
9	10:14:35.230	1:06.954		6	10:13:23.874	1:09.591					
<u>(77) Søren Fuglsang</u>				7	10:14:33.355	1:09.481					
1	10:05:53.979	1:08.827									
2	10:07:01.858	1:07.879									
3	10:08:09.943	1:08.085									
4	10:09:18.006	1:08.063									
5	10:10:25.505	1:07.499									
6	10:11:33.424	1:07.919									
7	10:12:40.317	1:06.893									
p8	10:13:54.540	1:14.223									
<u>(50) Mattias Elensjö</u>											
1	10:06:13.562	1:13.110									
2	10:07:28.204	1:14.642									
3	10:08:36.272	1:08.068									
4	10:09:44.401	1:08.129									
5	10:10:51.888	1:07.487									
6	10:11:58.853	1:06.965									
7	10:13:06.985	1:08.132									
8	10:14:14.099	1:07.114									
<u>(777) Arne Andreassen</u>											
1	10:06:12.306	1:41.636	20.139								
2	10:07:26.503	1:14.197									
3	10:08:34.527	1:08.024									
4	10:09:42.624	1:08.097									
5	10:10:50.785	1:08.161									
6	10:11:58.218	1:07.433									
7	10:13:07.644	1:09.426									
8	10:14:14.665	1:07.021									
<u>(56) Jørgen Jørgensen</u>											
1	10:06:00.057	1:09.432									
2	10:07:08.938	1:08.881									
3	10:08:16.701	1:07.763									
4	10:09:24.022	1:07.321									
5	10:10:33.009	1:08.987									
6	10:11:42.017	1:09.008									
7	10:12:50.674	1:08.657									
8	10:13:59.337	1:08.663									
9	10:15:07.560	1:08.223									
<u>(124) Jannick Golubov</u>											
1	10:08:47.291	1:09.517									
2	10:09:55.966	1:08.675									
3	10:11:04.758	1:08.792									
4	10:12:14.429	1:09.671									



DM Knutstorp

Sorted on Best Lap time

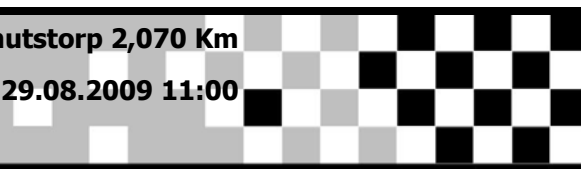
Sort

Knutstorp 2,070 Km

Session 3 Quali.

29.08.2009 11:00

Qualify started at 11:02:39



Pos	No.	Name	Bike	Nat./Club	Laps	Best Tm	Diff	In Lap	km/h
1	44	Rasmus Vendelbo Sørense			10	1:02.205		8	119,797
2	34	Teddy Lind			13	1:03.402	1.197	6	117,536
3	27	Henning Hansen	gixxer	DK-road race dk. team30	7	1:03.754	1.549	6	116,887
4	23	Renè Torpsgaard	Honda CBR 600	DK-RRH	11	1:04.171	1.966	9	116,127
5	9	Henrik Johansen	Honda CBR1000RR	DK-CNR-Racing	6	1:04.211	2.006	2	116,055
6	30	Martin Iver Pedersen	Yamaha R1		15	1:04.254	2.049	11	115,977
7	128	Jan Mandelid	Honda cbr1000RR	DK-AMK	8	1:04.305	2.100	4	115,885
8	440	Thorleif Møller	Yamaha R6	S-	11	1:04.475	2.270	11	115,580
9	19	René Kjellerup	Honda CBR1000	DK-RRH	13	1:04.672	2.467	12	115,228
10	56	Ivan Hansen			13	1:04.961	2.756	12	114,715
11	99	Lasse Toft	r1	DK-AMK	8	1:05.530	3.325	7	113,719
12	4	Emil Hansen	Honda CBR 600RR	DK-RRFyn	9	1:05.547	3.342	7	113,689
13	9	Mike Kristiansen			13	1:05.553	3.348	10	113,679
14	76	Benjamin Andersen	Honda CBR 600	DK-RRKV	9	1:05.724	3.519	5	113,383
15	83	Daniel Bredager	yamaha	Dk-	15	1:05.759	3.554	9	113,323
16	66	Rikard Lundin	Yamaha R6	S-Karlskoga MF	12	1:05.784	3.579	11	113,280
17	777	Arne Andreasen			9	1:05.796	3.591	7	113,259
18	124	Jannick Golubov	cbr600rr	DK-RR klub viking	9	1:05.967	3.762	8	112,966
19	48	Jens Jensen			12	1:05.988	3.783	6	112,930
20	47	Jon Sehestedt	Yamaha YZF R6	DK-Road-Race.DK	11	1:06.026	3.821	8	112,865
21	30	Jens Breinholt	Yamaha R1	DK-RR Fyn	8	1:06.084	3.879	6	112,766
22	69	Michael Barth	yamaha r6	DK-AMK	4	1:06.179	3.974	2	112,604
23	56	Jørgen Jørgensen	R6	DK-RRF	7	1:06.361	4.156	3	112,295
24	77	Søren Fuglsang	yamaha r1	DK-FYNS Motorsport	15	1:06.404	4.199	7	112,222
25	63	Freddie Veje	Honda CBR 1000	DK-Road race	9	1:06.477	4.272	3	112,099
26	55	Arne Andersson	Yamaha R1	S-Hyllinge MS	4	1:06.761	4.556	3	111,622
27	34	Fredrik Linden	Yamaha r6	S-Karlskoga MF	10	1:06.794	4.589	9	111,567
28	58	Villy Kyndesen	R6	DK-RRF	8	1:07.205	5.000	6	110,885
29	717	Lars Ehlers			11	1:07.355	5.150	9	110,638
30	108	Rune Romdal	Suzuki GSXR 750	DK-	15	1:08.256	6.051	11	109,177
31	67	Preben B Jensen	Yamaha R6 05	DK-Viking	9	1:08.939	6.734	8	108,096
32	36	Lars Nielsen	Suzuki GSXR 750 K7	DK-	1	1:35.548	33.343	1	77,992

Announcements

Weather: Cloudy and dry

Official Timing by www.motorsport-events.se:

Orbits 4

Clerk of the course: Jan Soerensen

www.amb-it.com

Jury President: Jesper Holm

www.mylaps.com

Anslagen:

Licensed to: Motorsport Events

Printed: 29.08.2009 17:13:37



DM Knutstorp

Sort

Knutstorp 2,070 Km

Session 3 Quali.

29.08.2009 11:00

Qualify started at 11:02:39

Lap	Time of Day	Lap Tm	PT Tm
(44) Rasmus Vendelbo Sørensen			
1	11:05:37.118	1:04.956	
2	11:06:40.909	1:03.791	
3	11:07:45.015	1:04.106	
4	11:08:47.422	1:02.407	
5	11:09:51.038	1:03.616	
6	11:10:53.827	1:02.789	
7	11:11:56.455	1:02.628	
8	11:12:58.660	1:02.205	
9	11:14:00.990	1:02.330	
p10	11:15:16.493	1:15.503	

Lap	Time of Day	Lap Tm	PT Tm
(34) Teddy Lind			
1	11:05:25.428	1:05.009	
2	11:06:29.990	1:04.562	
3	11:07:35.446	1:05.456	
4	11:08:40.583	1:05.137	
5	11:09:45.315	1:04.732	
6	11:10:48.717	1:03.402	
7	11:11:52.597	1:03.880	
8	11:12:56.037	1:03.440	
9	11:13:59.825	1:03.788	
10	11:15:04.776	1:04.951	
11	11:16:08.935	1:04.159	
12	11:17:12.816	1:03.881	
p13	11:18:32.599	1:19.783	

Lap	Time of Day	Lap Tm	PT Tm
(27) Henning Hansen			
1	11:05:51.572	1:08.929	
2	11:06:57.206	1:05.634	
3	11:08:03.289	1:06.083	
4	11:09:07.140	1:03.851	
5	11:10:11.909	1:04.769	
6	11:11:15.663	1:03.754	
p7	11:12:27.788	1:12.125	

Lap	Time of Day	Lap Tm	PT Tm
(23) Renè Torpsgaard			
1	11:05:30.159	1:05.212	
2	11:06:35.164	1:05.005	
3	11:07:40.848	1:05.684	
4	11:08:46.003	1:05.155	
5	11:09:50.822	1:04.819	
6	11:10:55.246	1:04.424	
7	11:11:59.587	1:04.341	
8	11:13:03.985	1:04.398	
9	11:14:08.156	1:04.171	
10	11:15:12.451	1:04.295	
p11	11:16:29.946	1:17.495	

Lap	Time of Day	Lap Tm	PT Tm
(9) Henrik Johansen			
1	11:05:25.894	1:04.357	
2	11:06:30.105	1:04.211	
3	11:07:35.134	1:05.029	
4	11:08:41.392	1:06.258	
5	11:09:46.167	1:04.775	
p6	11:10:59.641	1:13.474	

Lap	Time of Day	Lap Tm	PT Tm
(30) Martin Iver Pedersen			
1	11:06:27.629	1:12.025	
2	11:07:34.381	1:06.752	
3	11:08:40.607	1:06.226	
4	11:09:45.610	1:05.003	
5	11:10:50.518	1:04.908	
6	11:11:55.086	1:04.568	
7	11:12:59.701	1:04.615	

Lap	Time of Day	Lap Tm	PT Tm
8	11:14:04.046	1:04.345	
9	11:15:08.526	1:04.480	
10	11:16:14.171	1:05.645	
11	11:17:18.425	1:04.254	
12	11:18:23.553	1:05.128	
13	11:19:28.120	1:04.567	
14	11:20:32.962	1:04.842	
15	11:21:37.415	1:04.453	

Lap	Time of Day	Lap Tm	PT Tm
(128) Jan Mandelid			
1	11:06:05.081	1:04.958	
2	11:07:09.411	1:04.330	
3	11:08:15.602	1:06.191	
4	11:09:19.907	1:04.305	
5	11:10:25.578	1:05.671	
6	11:11:31.024	1:05.446	
p7	11:12:47.116	1:16.092	
8	11:15:05.610	2:18.494	1:04.415

Lap	Time of Day	Lap Tm	PT Tm
(440) Thorleif Møller			
1	11:05:49.571	1:08.367	
2	11:06:56.761	1:07.190	
3	11:08:03.319	1:06.558	
4	11:09:09.565	1:06.246	
5	11:10:15.677	1:06.112	
6	11:11:22.050	1:06.373	
7	11:12:28.154	1:06.104	
8	11:13:33.897	1:05.743	
9	11:14:39.246	1:05.349	
10	11:15:44.128	1:04.882	
11	11:16:48.603	1:04.475	

Lap	Time of Day	Lap Tm	PT Tm
(19) René Kjellerup			
1	11:06:02.016	1:05.744	
2	11:07:08.350	1:06.334	
3	11:08:14.165	1:05.815	
4	11:09:19.641	1:05.476	
5	11:10:26.528	1:06.887	
6	11:11:35.030	1:08.502	
7	11:12:41.133	1:06.103	
8	11:13:47.574	1:06.441	
9	11:14:54.810	1:07.236	
10	11:15:59.820	1:05.010	
11	11:17:04.670	1:04.850	
12	11:18:09.342	1:04.672	
p13	11:19:23.871	1:14.529	

Lap	Time of Day	Lap Tm	PT Tm
(56) Ivan Hansen			
1	11:05:38.726	1:06.644	
2	11:06:44.912	1:06.186	
3	11:07:51.582	1:06.670	
4	11:08:57.197	1:05.615	
5	11:10:02.544	1:05.347	
6	11:11:08.114	1:05.570	
7	11:12:13.628	1:05.514	
8	11:13:19.371	1:05.743	
9	11:14:24.913	1:05.542	
10	11:15:29.915	1:05.002	
11	11:16:34.953	1:05.038	
12	11:17:39.914	1:04.961	
p13	11:18:57.002	1:17.088	

Lap	Time of Day	Lap Tm	PT Tm
(99) Lasse Toft			
1	11:08:47.155	1:06.478	
2	11:09:53.203	1:06.048	
3	11:10:59.934	1:06.731	

Lap	Time of Day	Lap Tm	PT Tm
4	11:12:05.987	1:06.053	
5	11:13:11.600	1:05.613	
6	11:14:17.423	1:05.823	
7	11:15:22.953	1:05.530	
p8	11:16:41.444	1:18.491	

Lap	Time of Day	Lap Tm	PT Tm
(4) Emil Hansen			
1	11:08:15.556	1:07.980	
2	11:09:22.309	1:06.753	
3	11:10:29.996	1:07.687	
4	11:11:36.384	1:06.388	
5	11:12:44.075	1:07.691	
6	11:13:50.102	1:06.027	
7	11:14:55.649	1:05.547	
8	11:16:03.510	1:07.861	
p9	11:17:18.846	1:15.336	

Lap	Time of Day	Lap Tm	PT Tm
(9) Mike Kristiansen			
1	11:05:35.178	1:06.791	
2	11:06:41.596	1:06.418	
3	11:07:47.487	1:05.891	
4	11:08:54.408	1:06.921	
5	11:10:00.407	1:05.999	
6	11:11:06.713	1:06.306	
7	11:12:12.748	1:06.035	
8	11:13:18.476	1:05.728	
9	11:14:24.660	1:06.184	
10	11:15:30.213	1:05.553	
11	11:16:37.320	1:07.107	
12	11:17:43.624	1:06.304	
p13	11:19:11.343	1:27.719	

Lap	Time of Day	Lap Tm	PT Tm
(76) Benjamin Andersen			
1	11:12:35.251	1:08.399	
2	11:13:41.746	1:06.495	
3	11:14:48.095	1:06.349	
4	11:15:54.086	1:05.991	
5	11:16:59.810	1:05.724	
6	11:18:05.683	1:05.873	
7	11:19:12.101	1:06.418	
8	11:20:18.451	1:06.350	
9	11:21:24.317	1:05.866	

Lap	Time of Day	Lap Tm	PT Tm
(83) Daniel Bredager			
1	11:05:52.648	1:09.909	
2	11:07:01.313	1:08.665	
3	11:08:09.067	1:07.754	
4	11:09:15.673	1:06.606	
5	11:10:24.389	1:08.716	
6	11:11:30.955	1:06.566	
7	11:12:37.921	1:06.966	
8	11:13:43.860	1:05.939	
9	11:14:49.619	1:05.759	
10	11:15:55.642	1:06.023	
11	11:17:01.612	1:05.970	
12	11:18:08.154	1:06.542	
13	11:19:14.718	1:06.564	
14	11:20:21.325	1:06.607	
15	11:21:27.718	1:06.393	

Lap	Time of Day	Lap Tm	PT Tm
(66) Rikard Lundin			
1	11:04:44.472	1:47.608	40.862
2	11:05:52.991	1:08.519	
3	11:07:01.510	1:08.519	
4	11:08:09.607	1:08.097	
5	11:09:16.158	1:06.551	



DM Knutstorp

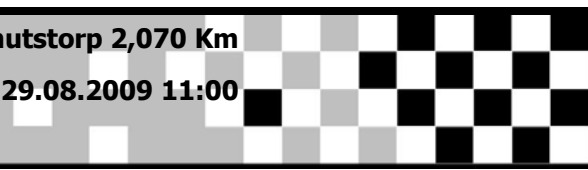
Sort

Knutstorp 2,070 Km

Session 3 Quali.

29.08.2009 11:00

Qualify started at 11:02:39



Lap	Time of Day	Lap Tm	PT Tm
6	11:10:25.480	1:09.322	
7	11:11:31.928	1:06.448	
p8	11:12:50.289	1:18.361	
9	11:15:06.754	2:16.465	1:04.397
10	11:16:12.651	1:05.897	
11	11:17:18.435	1:05.784	
p12	11:18:37.938	1:19.503	

(777) Arne Andreasen			
Lap	Time of Day	Lap Tm	PT Tm
1	11:05:32.612	1:06.590	
2	11:06:39.012	1:06.400	
3	11:07:45.753	1:06.741	
4	11:08:52.499	1:06.746	
5	11:09:59.485	1:06.986	
6	11:11:06.315	1:06.830	
7	11:12:12.111	1:05.796	
8	11:13:18.110	1:05.999	
p9	11:14:38.644	1:20.534	

(124) Jannick Golubov			
Lap	Time of Day	Lap Tm	PT Tm
1	11:06:00.729	1:07.823	
2	11:07:08.303	1:07.574	
3	11:08:17.276	1:08.973	
4	11:09:23.582	1:06.306	
5	11:10:30.427	1:06.845	
6	11:11:36.846	1:06.419	
7	11:12:44.423	1:07.577	
8	11:13:50.390	1:05.967	
p9	11:15:06.303	1:15.913	

(48) Jens Jensen			
Lap	Time of Day	Lap Tm	PT Tm
1	11:05:33.588	1:06.946	
2	11:06:39.861	1:06.273	
3	11:07:46.492	1:06.631	
4	11:08:54.840	1:08.348	
5	11:10:01.091	1:06.251	
6	11:11:07.079	1:05.988	
7	11:12:13.101	1:06.022	
8	11:13:19.102	1:06.001	
9	11:14:27.121	1:08.019	
10	11:15:33.392	1:06.271	
11	11:16:39.774	1:06.382	
p12	11:17:52.747	1:12.973	

(47) Jon Sehestedt			
Lap	Time of Day	Lap Tm	PT Tm
1	11:05:35.686	1:06.825	
2	11:06:42.216	1:06.530	
3	11:07:48.474	1:06.258	
4	11:08:55.316	1:06.842	
5	11:10:03.449	1:08.133	
p6	11:11:18.118	1:14.669	
7	11:12:48.278	1:30.160	20.086
8	11:13:54.304	1:06.026	
p9	11:15:13.798	1:19.494	
10	11:16:34.819	1:21.021	15.925
p11	11:17:51.824	1:17.005	

(30) Jens Breinholt			
Lap	Time of Day	Lap Tm	PT Tm
1	11:05:41.710	1:07.791	
2	11:06:49.360	1:07.650	
3	11:07:56.024	1:06.664	
4	11:09:02.257	1:06.233	
5	11:10:08.894	1:06.637	
6	11:11:14.978	1:06.084	
7	11:12:21.098	1:06.120	
p8	11:13:39.026	1:17.928	

(69) Michael Barth			
Lap	Time of Day	Lap Tm	PT Tm
1	11:08:35.739	1:06.333	
2	11:09:41.918	1:06.179	
3	11:10:48.304	1:06.386	
p4	11:12:02.308	1:14.004	

(56) Jørgen Jørgensen			
Lap	Time of Day	Lap Tm	PT Tm
1	11:05:42.812	1:07.364	
2	11:06:50.640	1:07.828	
3	11:07:57.001	1:06.361	
4	11:09:04.470	1:07.469	
5	11:10:11.935	1:07.465	
6	11:11:19.886	1:07.951	
p7	11:12:42.887	1:23.001	

(77) Søren Fuglsang			
Lap	Time of Day	Lap Tm	PT Tm
1	11:05:37.028	1:06.877	
2	11:06:44.397	1:07.369	
3	11:07:52.262	1:07.865	
4	11:08:59.454	1:07.192	
5	11:10:06.450	1:06.996	
6	11:11:13.496	1:07.046	
7	11:12:19.900	1:06.404	
8	11:13:26.671	1:06.771	
9	11:14:33.579	1:06.908	
10	11:15:40.135	1:06.556	
11	11:16:47.042	1:06.907	
12	11:17:53.809	1:06.767	
13	11:19:02.286	1:08.477	
14	11:20:09.451	1:07.165	
15	11:21:16.259	1:06.808	

(63) Freddie Veje			
Lap	Time of Day	Lap Tm	PT Tm
1	11:05:52.104	1:09.232	
2	11:07:00.700	1:08.596	
3	11:08:07.177	1:06.477	
4	11:09:15.419	1:08.242	
5	11:10:23.537	1:08.118	
6	11:11:30.578	1:07.041	
7	11:12:38.151	1:07.573	
8	11:13:47.466	1:09.315	
9	11:14:54.731	1:07.265	

(55) Arne Andersson			
Lap	Time of Day	Lap Tm	PT Tm
1	11:05:32.831	1:07.114	
2	11:06:39.599	1:06.768	
3	11:07:46.360	1:06.761	
p4	11:09:00.988	1:14.628	

(34) Fredrik Linden			
Lap	Time of Day	Lap Tm	PT Tm
1	11:06:28.238	1:11.294	
2	11:07:36.194	1:07.956	
3	11:08:43.563	1:07.369	
4	11:09:51.739	1:08.176	
5	11:10:59.537	1:07.798	
6	11:12:06.866	1:07.329	
7	11:13:14.497	1:07.631	
8	11:14:21.403	1:06.906	
9	11:15:28.197	1:06.794	
p10	11:16:46.652	1:18.455	

(58) Villy Kyndesen			
Lap	Time of Day	Lap Tm	PT Tm
1	11:05:50.576	1:08.686	
2	11:06:58.720	1:08.144	
3	11:08:06.663	1:07.943	

Lap	Time of Day	Lap Tm	PT Tm
4	11:09:15.104	1:08.441	
5	11:10:23.041	1:07.937	
6	11:11:30.246	1:07.205	
7	11:12:37.712	1:07.466	
p8	11:14:03.725	1:26.013	

(717) Lars Ehlers			
Lap	Time of Day	Lap Tm	PT Tm
1	11:04:51.533	1:46.004	36.480
2	11:06:00.208	1:08.675	
3	11:07:08.259	1:08.051	
4	11:08:17.292	1:09.033	
5	11:09:26.351	1:09.059	
6	11:10:34.780	1:08.429	
7	11:11:42.259	1:07.479	
8	11:12:49.777	1:07.518	
9	11:13:57.132	1:07.355	
10	11:15:05.460	1:08.328	
p11	11:16:22.594	1:17.134	

(108) Rune Romdal			
Lap	Time of Day	Lap Tm	PT Tm
1	11:05:51.561	1:09.463	
2	11:07:00.819	1:09.258	
3	11:08:10.539	1:09.720	
4	11:09:19.456	1:08.917	
5	11:10:31.548	1:12.092	
6	11:11:39.822	1:08.274	
7	11:12:48.195	1:08.373	
8	11:13:56.755	1:08.560	
9	11:15:06.647	1:09.892	
10	11:16:15.696	1:09.049	
11	11:17:23.952	1:08.256	
12	11:18:32.254	1:08.302	
13	11:19:41.225	1:08.971	
14	11:20:49.687	1:08.462	
15	11:21:58.395	1:08.708	

(67) Preben B Jensen			
Lap	Time of Day	Lap Tm	PT Tm
1	11:05:46.229	1:09.741	
2	11:06:55.522	1:09.293	
3	11:08:05.712	1:10.190	
4	11:09:14.713	1:09.001	
5	11:10:25.498	1:10.785	
6	11:11:35.126	1:09.628	
7	11:12:44.141	1:09.015	
8	11:13:53.080	1:08.939	
p9	11:15:12.152	1:19.072	

(36) Lars Nielsen			
Lap	Time of Day	Lap Tm	PT Tm
1	11:06:27.822	1:35.548	