

**DM Knutstorp****Sorted on Best Lap time****Red****Knutstorp 2,070 Km****Session 1 Quali.****29.08.2009 09:15****Qualify started at 9:17:22**

Pos	No.	Name	Bike	Nat./Club	Laps	Best Tm	Diff	In Lap	km/h
1	99	Lasse Toft	r1	DK-AMK	4	<b>1:06.583</b>		3	111,920
2	18	Sten Johansen	Suzuki k7 1000	DK-RRH	8	<b>1:08.175</b>	<b>1.592</b>	7	109,307
3	82	Transponder 236			10	<b>1:08.333</b>	<b>1.750</b>	7	109,054
4	158	Jan Hansen	honda cbr 1000	DK-Road-racing.dk	10	<b>1:08.341</b>	<b>1.758</b>	7	109,041
5	59	Martin Coff		DK-	9	<b>1:08.410</b>	<b>1.827</b>	9	108,931
6	999	Morten Møller	Ducati	DK-	9	<b>1:08.691</b>	<b>2.108</b>	9	108,486
7	77	Rasmus Kilt	Yamaha R1	DK-AMK	8	<b>1:09.016</b>	<b>2.433</b>	5	107,975
8	12	Henrik Nederschier			9	<b>1:09.131</b>	<b>2.548</b>	8	107,795
9	232	Transponder 232			9	<b>1:09.547</b>	<b>2.964</b>	9	107,151
10	0	Ola Fagerstrand			9	<b>1:10.579</b>	<b>3.996</b>	9	105,584
11	91	Tommy Kruse	Yamaha R6	DK-	9	<b>1:10.726</b>	<b>4.143</b>	9	105,364
12	115	René Hestbech	Superduke	DK-Team Highsider	9	<b>1:10.751</b>	<b>4.168</b>	9	105,327
13	990	Michael Lehd	KTM RC8	DK-	9	<b>1:10.972</b>	<b>4.389</b>	6	104,999
14	36	Lars Nielsen	Suzuki GSXR 750 K7	DK-	8	<b>1:11.168</b>	<b>4.585</b>	6	104,710
15	39	Rune Rasmussen	Suzuki GSX-R 750	DK-	9	<b>1:11.423</b>	<b>4.840</b>	9	104,336
16	59	Transponder 59			8	<b>1:11.488</b>	<b>4.905</b>	8	104,241
17	666	Transponder 20			9	<b>1:11.717</b>	<b>5.134</b>	6	103,908
18	35	Keld Sommer	Ducati 848	DK-	6	<b>1:12.362</b>	<b>5.779</b>	5	102,982
19	65	Stig Helmer		DK-	9	<b>1:12.604</b>	<b>6.021</b>	9	102,639
20	58	Per Krogfelt	HONDA CBR 1000 RR	DK-	8	<b>1:12.947</b>	<b>6.364</b>	5	102,156
21	24	Martin Bjærre	Yamaha R1	DK-Team Highsider	6	<b>1:13.200</b>	<b>6.617</b>	6	101,803
22	8	Filip Rasmussen	gsxr 750	DK-	3	<b>1:13.350</b>	<b>6.767</b>	3	101,595
23	7	Jesper Petersen			5	<b>1:13.676</b>	<b>7.093</b>	4	101,146
24	14	Henning Boll	Yamaha R1	DK-AMK	6	<b>1:13.956</b>	<b>7.373</b>	3	100,763
25	53	Transponder 53			8	<b>1:14.900</b>	<b>8.317</b>	5	99,493
26	75	Transponder 233			5	<b>1:14.982</b>	<b>8.399</b>	5	99,384
27	27	Per Petersen	Honda cbr 600	DK-Road-Race.dk	8	<b>1:15.724</b>	<b>9.141</b>	8	98,410
28	110	Danny Lambrecht			5	<b>1:19.728</b>	<b>13.145</b>	4	93,468
29	26	Per Rydström			1	<b>4:53.056</b>	<b>3:46.473</b>	1	25,429

**Announcements**

Weather: Cloudy and dry



# DM Knutstorp

Red

Knutstorp 2,070 Km

Session 1 Quali.

29.08.2009 09:15

Qualify started at 9:17:22



Lap	Time of Day	Lap Tm	PT Tm
<b>(99) Lasse Toft</b>			
1	9:27:38.907	<b>1:08.917</b>	
2	9:28:48.005	<b>1:09.098</b>	
3	9:29:54.588	<b>1:06.583</b>	
p4	9:31:11.571	1:16.983	

Lap	Time of Day	Lap Tm	PT Tm
<b>(18) Sten Johansen</b>			
1	9:21:35.161	1:16.916	
2	9:22:47.455	1:12.294	
3	9:23:58.228	1:10.773	
4	9:25:10.212	1:11.984	
5	9:26:18.894	1:08.682	
6	9:27:28.780	1:09.886	
7	9:28:36.955	<b>1:08.175</b>	
8	9:29:45.873	1:08.918	

Lap	Time of Day	Lap Tm	PT Tm
<b>(82) Transponder 236</b>			
1	9:21:17.096	1:13.857	
2	9:22:25.754	1:08.658	
3	9:23:34.209	1:08.455	
4	9:24:43.404	1:09.195	
5	9:25:51.833	1:08.429	
6	9:27:00.822	1:08.989	
7	9:28:09.155	<b>1:08.333</b>	
8	9:29:19.075	1:09.920	
9	9:30:30.288	1:11.213	
10	9:31:40.339	1:10.051	

Lap	Time of Day	Lap Tm	PT Tm
<b>(158) Jan Hansen</b>			
1	9:21:07.719	1:10.833	
2	9:22:18.690	1:10.971	
3	9:23:36.172	1:17.482	
4	9:24:44.833	1:08.661	
5	9:25:53.966	1:09.133	
6	9:27:02.371	1:08.405	
7	9:28:10.712	<b>1:08.341</b>	
8	9:29:19.600	1:08.888	
9	9:30:33.141	1:13.541	
10	9:31:43.237	1:10.096	

Lap	Time of Day	Lap Tm	PT Tm
<b>(59) Martin Coff</b>			
1	9:21:28.403	1:12.934	
2	9:22:40.096	1:11.693	
3	9:23:52.001	1:11.905	
4	9:25:02.653	1:10.652	
5	9:26:12.972	1:10.319	
6	9:27:22.436	1:09.464	
7	9:28:33.704	1:11.268	
8	9:29:44.014	1:10.310	
9	9:30:52.424	<b>1:08.410</b>	

Lap	Time of Day	Lap Tm	PT Tm
<b>(999) Morten Møller</b>			
1	9:21:33.644	1:14.819	
2	9:22:44.925	1:11.281	
3	9:23:56.918	1:11.993	
4	9:25:07.593	1:10.675	
5	9:26:18.394	1:10.801	
6	9:27:27.859	1:09.465	
7	9:28:36.722	1:08.863	
8	9:29:47.571	1:10.849	
9	9:30:56.262	<b>1:08.691</b>	

Lap	Time of Day	Lap Tm	PT Tm
<b>(77) Rasmus Kilt</b>			
1	9:21:21.307	1:13.630	
2	9:22:32.266	1:10.959	

Lap	Time of Day	Lap Tm	PT Tm
3	9:23:43.270	<b>1:11.004</b>	
4	9:24:53.189	<b>1:09.919</b>	
5	9:26:02.205	<b>1:09.016</b>	
6	9:27:11.323	1:09.118	
7	9:28:20.683	1:09.360	
p8	9:29:37.312	1:16.629	

Lap	Time of Day	Lap Tm	PT Tm
<b>(12) Henrik Nederschieer</b>			
1	9:21:18.528	1:15.493	
2	9:22:29.425	1:10.897	
p3	9:23:48.723	1:19.298	
4	9:25:36.744	1:48.021	
5	9:26:46.900	1:10.156	
6	9:28:00.189	1:13.289	
7	9:29:12.624	1:12.435	
8	9:30:21.755	<b>1:09.131</b>	
9	9:31:32.030	1:10.275	

Lap	Time of Day	Lap Tm	PT Tm
<b>(232) Transponder 232</b>			
1	9:21:32.332	1:14.773	
2	9:22:44.648	1:12.316	
3	9:23:57.237	1:12.589	
4	9:25:12.118	1:14.881	
5	9:26:26.211	1:14.093	
6	9:27:36.313	1:10.102	
7	9:28:47.778	1:11.465	
8	9:29:58.124	1:10.346	
9	9:31:07.671	<b>1:09.547</b>	

Lap	Time of Day	Lap Tm	PT Tm
<b>(0) Ola Fagerstrand</b>			
1	9:21:16.478	1:13.523	
2	9:22:29.055	1:12.577	
3	9:23:40.976	1:11.921	
4	9:24:54.842	1:13.866	
5	9:26:06.222	1:11.380	
6	9:27:16.876	1:10.654	
7	9:28:27.843	1:10.967	
8	9:29:39.665	1:11.822	
9	9:30:50.244	<b>1:10.579</b>	

Lap	Time of Day	Lap Tm	PT Tm
<b>(91) Tommy Kruse</b>			
1	9:21:49.654	1:14.501	
2	9:23:01.400	1:11.746	
3	9:24:15.435	1:14.035	
4	9:25:29.503	1:14.068	
5	9:26:44.089	1:14.586	
6	9:27:55.929	1:11.840	
7	9:29:08.721	1:12.792	
8	9:30:21.107	1:12.386	
9	9:31:31.833	<b>1:10.726</b>	

Lap	Time of Day	Lap Tm	PT Tm
<b>(115) René Hestbech</b>			
1	9:21:18.870	1:16.088	
2	9:22:31.474	1:12.604	
3	9:23:43.227	1:11.753	
4	9:24:57.365	1:14.138	
5	9:26:09.155	1:11.790	
6	9:27:20.379	1:11.224	
7	9:28:32.165	1:11.786	
8	9:29:44.100	1:11.935	
9	9:30:54.851	<b>1:10.751</b>	

Lap	Time of Day	Lap Tm	PT Tm
<b>(990) Michael Lehd</b>			
1	9:21:19.863	1:17.470	
2	9:22:33.719	1:13.856	
3	9:23:45.612	1:11.893	

Lap	Time of Day	Lap Tm	PT Tm
4	9:24:58.182	<b>1:12.570</b>	
5	9:26:11.079	<b>1:12.897</b>	
6	9:27:22.051	<b>1:10.972</b>	
7	9:28:34.571	1:12.520	
8	9:29:47.305	1:12.734	
9	9:31:01.052	1:13.747	

Lap	Time of Day	Lap Tm	PT Tm
<b>(36) Lars Nielsen</b>			
1	9:23:16.105	1:16.086	
2	9:24:30.155	1:14.050	
3	9:25:43.671	1:13.516	
4	9:26:56.019	1:12.348	
5	9:28:08.237	1:12.218	
6	9:29:19.405	<b>1:11.168</b>	
7	9:30:33.342	1:13.937	
8	9:31:44.650	1:11.308	

Lap	Time of Day	Lap Tm	PT Tm
<b>(39) Rune Rasmussen</b>			
1	9:21:33.289	1:15.289	
2	9:22:46.538	1:13.249	
3	9:23:59.525	1:12.987	
4	9:25:12.630	1:13.105	
5	9:26:27.520	1:14.890	
6	9:27:40.858	1:13.338	
7	9:28:54.219	1:13.361	
8	9:30:05.933	1:11.714	
9	9:31:17.356	<b>1:11.423</b>	

Lap	Time of Day	Lap Tm	PT Tm
<b>(59) Transponder 59</b>			
1	9:22:53.323	2:33.928	
2	9:24:09.900	1:16.577	
3	9:25:24.197	1:14.297	
4	9:26:37.978	1:13.781	
5	9:27:51.146	1:13.168	
6	9:29:04.192	1:13.046	
7	9:30:16.786	1:12.594	
8	9:31:28.274	<b>1:11.488</b>	

Lap	Time of Day	Lap Tm	PT Tm
<b>(666) Transponder 20</b>			
1	9:21:19.720	1:15.935	
2	9:22:31.663	1:11.943	
3	9:23:43.879	1:12.216	
4	9:24:57.557	1:13.678	
5	9:26:09.553	1:11.996	
6	9:27:21.270	<b>1:11.717</b>	
7	9:28:33.559	1:12.289	
8	9:29:46.551	1:12.992	
p9	9:31:09.729	1:23.178	

Lap	Time of Day	Lap Tm	PT Tm
<b>(35) Keld Sommer</b>			
1	9:21:24.165	1:16.591	
2	9:22:39.355	1:15.190	
3	9:23:52.491	1:13.136	
4	9:25:05.648	1:13.157	
5	9:26:18.010	<b>1:12.362</b>	
p6	9:27:38.612	1:20.602	

Lap	Time of Day	Lap Tm	PT Tm
<b>(65) Stig Helmer</b>			
1	9:21:39.698	1:15.624	
2	9:22:54.429	1:14.731	
3	9:24:12.023	1:17.594	
4	9:25:26.723	1:14.700	
5	9:26:40.708	1:13.985	
6	9:27:54.768	1:14.060	
7	9:29:08.187	1:13.419	
8	9:30:21.636	1:13.449	



# DM Knutstorp

Red

Knutstorp 2,070 Km

Session 1 Quali.

29.08.2009 09:15

Qualify started at 9:17:22



Lap	Time of Day	Lap Tm	PT Tm
9	9:31:34.240	1:12.604	

Lap	Time of Day	Lap Tm	PT Tm
(110) Danny Lambrecht			
1	9:25:43.812	1:23.772	
2	9:27:05.634	1:21.822	
3	9:28:26.125	1:20.491	
4	9:29:45.853	1:19.728	
5	9:31:05.706	1:19.853	

Lap	Time of Day	Lap Tm	PT Tm
(26) Per Rydström			
1	9:25:11.543	4:53.056	

Lap	Time of Day	Lap Tm	PT Tm
(24) Martin Bjærre			
1	9:25:29.181	1:14.701	
2	9:26:45.770	1:16.589	
3	9:28:01.348	1:15.578	
4	9:29:15.873	1:14.525	
5	9:30:30.090	1:14.217	
6	9:31:43.290	1:13.200	

Lap	Time of Day	Lap Tm	PT Tm
(8) Filip Rasmussen			
1	9:21:21.191	1:16.412	
2	9:22:34.739	1:13.548	
3	9:23:48.089	1:13.350	

Lap	Time of Day	Lap Tm	PT Tm
(7) Jesper Petersen			
1	9:26:44.455	1:17.959	
2	9:27:59.719	1:15.264	
3	9:29:14.822	1:15.103	
4	9:30:28.498	1:13.676	
p5	9:31:53.979	1:25.481	

Lap	Time of Day	Lap Tm	PT Tm
(14) Henning Boll			
1	9:21:27.783	1:17.452	
2	9:22:42.489	1:14.706	
3	9:23:56.445	1:13.956	
4	9:25:11.299	1:14.854	
5	9:26:26.448	1:15.149	
p6	9:27:53.329	1:26.881	

Lap	Time of Day	Lap Tm	PT Tm
(53) Transponder 53			
1	9:21:38.110	1:18.245	
2	9:22:53.857	1:15.747	
3	9:24:14.673	1:20.816	
4	9:25:29.940	1:15.267	
5	9:26:44.840	1:14.900	
6	9:28:00.130	1:15.290	
7	9:29:15.374	1:15.244	
p8	9:30:39.196	1:23.822	

Lap	Time of Day	Lap Tm	PT Tm
(75) Transponder 233			
1	9:21:36.746	1:18.701	
2	9:22:53.020	1:16.274	
3	9:24:19.611	1:26.591	
4	9:25:36.479	1:16.868	
5	9:26:51.461	1:14.982	

Lap	Time of Day	Lap Tm	PT Tm
(27) Per Petersen			
1	9:22:14.718	1:24.236	
2	9:23:36.466	1:21.748	
3	9:24:57.254	1:20.788	
4	9:26:17.878	1:20.624	
5	9:27:35.594	1:17.716	
6	9:28:54.158	1:18.564	
7	9:30:11.407	1:17.249	
8	9:31:27.131	1:15.724	



# DM Knutstorp

Sorted on Best Lap time


Red

Knutstorp 2,070 Km

Session 2 Quali.

29.08.2009 10:15

Qualify started at 10:15:45



Pos	No.	Name	Bike	Nat./Club	Laps	Best Tm	Diff	In Lap	km/h
1	158	Jan Hansen	honda cbr 1000	DK-Road-racing.dk	7	1:07.439		5	110,500
2	18	Sten Johansen	Suzuki k7 1000	DK-RRH	6	1:07.601	0.162	4	110,235
3	82	Transponder 236			5	1:07.661	0.222	5	110,137
4	999	Morten Møller	Ducati	DK-	6	1:08.063	0.624	5	109,487
5	72	Jonas Brøndum Mortensen	yamaha r6	DK-	5	1:08.173	0.734	5	109,310
6	77	Rasmus Kilt	Yamaha R1	DK-AMK	5	1:08.588	1.149	3	108,649
7	12	Henrik Nederschier			6	1:08.803	1.364	4	108,309
8	26	Per Rydström			5	1:09.098	1.659	4	107,847
9	0	Ola Fagerstrand			3	1:09.392	1.953	2	107,390
10	232	Transponder 232			5	1:09.438	1.999	4	107,319
11	61	Rasmus Urup			5	1:09.500	2.061	2	107,223
12	990	Michael Lehd	KTM RC8	DK-	6	1:09.698	2.259	5	106,918
13	666	Transponder 20			5	1:10.482	3.043	4	105,729
14	59	Tue Larsen	Honda cbr929rr	DK-	5	1:10.567	3.128	4	105,602
15	65	Stig Helmer		DK-	5	1:10.618	3.179	3	105,526
16	59	Transponder 59			5	1:11.014	3.575	4	104,937
17	24	Martin Bjærre	Yamaha R1	DK-Team Highsider	4	1:11.268	3.829	3	104,563
18	35	Keld Sommer	Ducati 848	DK-	5	1:11.336	3.897	1	104,463
19	14	Henning Boll	Yamaha R1	DK-AMK	5	1:11.388	3.949	5	104,387
20	39	Rune Rasmussen	Suzuki GSX-R 750	DK-	5	1:11.598	4.159	4	104,081
21	44	Tommy Nielsen			5	1:11.598	4.159	4	104,081
22	58	Per Krogfelt	HONDA CBR 1000 RR	DK-	5	1:11.668	4.229	3	103,979
23	53	Transponder 53			3	1:11.915	4.476	2	103,622
24	8	Filip Rasmussen	gsxr 750	DK-	5	1:11.946	4.507	2	103,578
25	7	Jesper Petersen			6	1:12.184	4.745	3	103,236
26	91	Tommy Kruse	Yamaha R6	DK-	4	1:13.383	5.944	2	101,549
27	57	Michael Bengsten			6	1:13.848	6.409	3	100,910
28	16	Claus Andersen	Ducati 996	DK-AMK	6	1:14.517	7.078	4	100,004
29	27	Per Petersen	Honda cbr 600	DK-Road-Race.dk	5	1:14.966	7.527	4	99,405

## Announcements

Weather: Cloudy and dry



# DM Knutstorp

Red

Knutstorp 2,070 Km

Session 2 Quali.

29.08.2009 10:15

Qualify started at 10:15:45



Lap	Time of Day	Lap Tm	PT Tm
<b>(158) Jan Hansen</b>			
1	10:23:55.095	<b>1:10.253</b>	
2	10:25:03.431	<b>1:08.336</b>	
3	10:26:11.144	<b>1:07.713</b>	
4	10:27:19.244	<b>1:08.100</b>	
5	10:28:26.683	<b>1:07.439</b>	
6	10:29:35.226	1:08.543	
p7	10:31:22.210	1:46.984	

Lap	Time of Day	Lap Tm	PT Tm
<b>(18) Sten Johansen</b>			
1	10:24:53.529	1:11.194	
2	10:26:01.600	1:08.071	
3	10:27:10.196	1:08.596	
4	10:28:17.797	<b>1:07.601</b>	
5	10:29:27.604	1:09.807	
p6	10:31:09.947	1:42.343	

Lap	Time of Day	Lap Tm	PT Tm
<b>(82) Transponder 236</b>			
1	10:24:08.386	1:12.945	
2	10:25:18.296	1:09.910	
3	10:26:30.448	1:12.152	
4	10:27:42.622	1:12.174	
5	10:28:50.283	<b>1:07.661</b>	

Lap	Time of Day	Lap Tm	PT Tm
<b>(99) Morten Møller</b>			
1	10:24:02.156	1:10.277	
2	10:25:11.309	1:09.153	
3	10:26:21.468	1:10.159	
4	10:27:29.647	1:08.179	
5	10:28:37.710	<b>1:08.063</b>	
6	10:29:47.019	1:09.309	

Lap	Time of Day	Lap Tm	PT Tm
<b>(72) Jonas Brøndum Mortensen</b>			
1	10:24:08.581	1:12.979	
2	10:25:20.170	1:11.589	
3	10:26:30.685	1:10.515	
4	10:27:42.897	1:12.212	
5	10:28:51.070	<b>1:08.173</b>	

Lap	Time of Day	Lap Tm	PT Tm
<b>(77) Rasmus Kilt</b>			
1	10:24:19.145	1:16.507	
2	10:25:28.022	1:08.877	
3	10:26:36.610	<b>1:08.588</b>	
4	10:27:45.662	1:09.052	
5	10:28:55.363	1:09.701	

Lap	Time of Day	Lap Tm	PT Tm
<b>(12) Henrik Nederschieer</b>			
1	10:23:55.748	1:10.297	
2	10:25:05.053	1:09.305	
3	10:26:14.537	1:09.484	
4	10:27:23.340	<b>1:08.803</b>	
5	10:28:32.691	1:09.351	
p6	10:29:52.959	1:20.268	

Lap	Time of Day	Lap Tm	PT Tm
<b>(26) Per Rydström</b>			
1	10:24:25.424	1:14.960	
2	10:25:37.075	1:11.651	
3	10:26:48.203	1:11.128	
4	10:27:57.301	<b>1:09.098</b>	
5	10:29:07.489	1:10.188	

Lap	Time of Day	Lap Tm	PT Tm
<b>(0) Ola Fagerstrand</b>			
1	10:25:30.859	1:09.963	
2	10:26:40.251	<b>1:09.392</b>	
3	10:27:51.905	1:11.654	

Lap	Time of Day	Lap Tm	PT Tm
<b>(232) Transponder 232</b>			
1	10:24:15.749	<b>1:13.382</b>	
2	10:25:26.485	<b>1:10.736</b>	
3	10:26:36.642	<b>1:10.157</b>	
4	10:27:46.080	<b>1:09.438</b>	
5	10:28:57.420	1:11.340	

Lap	Time of Day	Lap Tm	PT Tm
<b>(61) Rasmus Urup</b>			
1	10:24:40.656	1:11.007	
2	10:25:50.156	<b>1:09.500</b>	
3	10:26:59.813	1:09.657	
4	10:28:09.652	1:09.839	
5	10:29:20.758	1:11.106	

Lap	Time of Day	Lap Tm	PT Tm
<b>(990) Michael Lehd</b>			
1	10:23:59.557	1:11.812	
2	10:25:10.491	1:10.934	
3	10:26:21.219	1:10.728	
4	10:27:31.287	1:10.068	
5	10:28:40.985	<b>1:09.698</b>	
6	10:29:50.837	1:09.852	

Lap	Time of Day	Lap Tm	PT Tm
<b>(666) Transponder 20</b>			
1	10:24:21.371	1:12.330	
2	10:25:33.921	1:12.550	
3	10:26:44.592	1:10.671	
4	10:27:55.074	<b>1:10.482</b>	
5	10:29:06.645	1:11.571	

Lap	Time of Day	Lap Tm	PT Tm
<b>(59) Tue Larsen</b>			
1	10:24:10.357	1:12.396	
2	10:25:21.211	1:10.854	
3	10:26:33.311	1:12.100	
4	10:27:43.878	<b>1:10.567</b>	
5	10:28:56.866	1:12.988	

Lap	Time of Day	Lap Tm	PT Tm
<b>(65) Stig Helmer</b>			
1	10:24:14.884	1:14.774	
2	10:25:25.944	1:11.060	
3	10:26:36.562	<b>1:10.618</b>	
4	10:27:48.036	1:11.474	
5	10:28:59.647	1:11.611	

Lap	Time of Day	Lap Tm	PT Tm
<b>(59) Transponder 59</b>			
1	10:24:04.095	1:12.606	
2	10:25:15.663	1:11.568	
3	10:26:27.144	1:11.481	
4	10:27:38.158	<b>1:11.014</b>	
5	10:28:49.357	1:11.199	

Lap	Time of Day	Lap Tm	PT Tm
<b>(24) Martin Bjærre</b>			
1	10:25:34.273	1:13.268	
2	10:26:50.013	1:15.740	
3	10:28:01.281	<b>1:11.268</b>	
4	10:29:15.087	1:13.806	

Lap	Time of Day	Lap Tm	PT Tm
<b>(35) Keld Sommer</b>			
1	10:24:06.125	<b>1:11.336</b>	
2	10:25:17.874	1:11.749	
3	10:26:30.336	1:12.462	
4	10:27:42.644	1:12.308	
5	10:28:56.508	1:13.864	

Lap	Time of Day	Lap Tm	PT Tm
<b>(14) Henning Boll</b>			
1	10:24:16.297	1:13.090	

Lap	Time of Day	Lap Tm	PT Tm
2	10:25:28.199	<b>1:11.902</b>	
3	10:26:40.061	<b>1:11.862</b>	
4	10:27:51.638	<b>1:11.577</b>	
5	10:29:03.026	<b>1:11.388</b>	

Lap	Time of Day	Lap Tm	PT Tm
<b>(39) Rune Rasmussen</b>			
1	10:24:25.336	1:15.043	
2	10:25:37.995	1:12.659	
3	10:26:50.188	1:12.193	
4	10:28:01.786	<b>1:11.598</b>	
5	10:29:13.546	1:11.760	

Lap	Time of Day	Lap Tm	PT Tm
<b>(44) Tommy Nielsen</b>			
1	10:24:08.166	1:13.564	
2	10:25:20.852	1:12.686	
3	10:26:34.163	1:13.311	
4	10:27:45.761	<b>1:11.598</b>	
5	10:28:59.138	1:13.377	

Lap	Time of Day	Lap Tm	PT Tm
<b>(58) Per Krogfelt</b>			
1	10:24:15.462	1:13.534	
2	10:25:27.879	1:12.417	
3	10:26:39.547	<b>1:11.668</b>	
4	10:27:51.451	1:11.904	
5	10:29:06.070	1:14.619	

Lap	Time of Day	Lap Tm	PT Tm
<b>(53) Transponder 53</b>			
1	10:24:00.963	1:12.020	
2	10:25:12.878	<b>1:11.915</b>	
p3	10:26:34.277	1:21.399	

Lap	Time of Day	Lap Tm	PT Tm
<b>(8) Filip Rasmussen</b>			
1	10:24:05.565	1:12.860	
2	10:25:17.511	<b>1:11.946</b>	
3	10:26:30.214	1:12.703	
4	10:27:42.729	1:12.515	
5	10:28:55.480	1:12.751	

Lap	Time of Day	Lap Tm	PT Tm
<b>(7) Jesper Petersen</b>			
1	10:24:48.364	1:12.733	
2	10:26:00.637	1:12.273	
3	10:27:12.821	<b>1:12.184</b>	
4	10:28:26.513	1:13.692	
5	10:29:39.178	1:12.665	
p6	10:31:19.638	1:40.460	

Lap	Time of Day	Lap Tm	PT Tm
<b>(91) Tommy Kruse</b>			
1	10:25:48.710	1:15.598	
2	10:27:02.093	<b>1:13.383</b>	
3	10:28:15.813	1:13.720	
p4	10:29:43.006	1:27.193	

Lap	Time of Day	Lap Tm	PT Tm
<b>(57) Michael Bengsten</b>			
1	10:24:27.824	1:16.498	
2	10:25:45.308	1:17.484	
3	10:26:59.156	<b>1:13.848</b>	
4	10:28:13.919	1:14.763	
5	10:29:28.874	1:14.955	
p6	10:31:14.482	1:45.608	

Lap	Time of Day	Lap Tm	PT Tm
<b>(16) Claus Andersen</b>			
1	10:24:27.512	1:18.137	
2	10:25:43.239	1:15.727	
3	10:26:58.009	1:14.770	
4	10:28:12.526	<b>1:14.517</b>	
5	10:29:27.631	1:15.105	



# DM Knutstorp

Red

Knutstorp 2,070 Km

Session 2 Quali.

29.08.2009 10:15

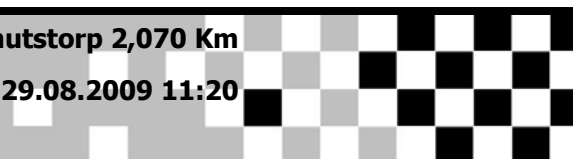
Qualify started at 10:15:45



Lap	Time of Day	Lap Tm	PT Tm	Lap	Time of Day	Lap Tm	PT Tm	Lap	Time of Day	Lap Tm	PT Tm
p6	10:31:13.919	1:46.288									

(27) Per Petersen

1	10:24:18.396	1:16.517
2	10:25:33.711	1:15.315
3	10:26:49.805	1:16.094
4	10:28:04.771	1:14.966
5	10:29:20.698	1:15.927

**DM Knutstorp****Sorted on Best Lap time****Red****Knutstorp 2,070 Km****Session 3 Quali.****29.08.2009 11:20****Qualify started at 11:20:57**

Pos	No.	Name	Bike	Nat./Club	Laps	Best Tm	Diff	In Lap	km/h
1	158	Jan Hansen	honda cbr 1000	DK-Road-racing.dk	11	1:06.715		9	111,699
2	18	Sten Johansen	Suzuki k7 1000	DK-RRH	10	1:07.035	0.320	8	111,166
3	82	Transponder 236			7	1:07.506	0.791	2	110,390
4	61	Rasmus Urup			10	1:07.555	0.840	10	110,310
5	77	Rasmus Kilt	Yamaha R1	DK-AMK	8	1:08.113	1.398	4	109,406
6	59	Martin Coff		DK-	6	1:08.125	1.410	6	109,387
7	59	Tue Larsen	Honda cbr929rr	DK-	10	1:08.528	1.813	8	108,744
8	12	Henrik Nederschier			9	1:08.785	2.070	5	108,338
9	232	Transponder 232			8	1:09.434	2.719	4	107,325
10	35	Keld Sommer	Ducati 848	DK-	10	1:09.698	2.983	10	106,918
11	990	Michael Lehd	KTM RC8	DK-	10	1:09.713	2.998	6	106,895
12	999	Morten Møller	Ducati	DK-	10	1:09.811	3.096	1	106,745
13	59	Transponder 59			9	1:09.827	3.112	7	106,721
14	24	Martin Bjarre	Yamaha R1	DK-Team Highsider	10	1:09.869	3.154	7	106,657
15	666	Transponder 20			10	1:09.887	3.172	9	106,629
16	115	René Hestbech	Superduke	DK-Team Highsider	10	1:10.142	3.427	2	106,242
17	14	Henning Boll	Yamaha R1	DK-AMK	9	1:10.230	3.515	5	106,109
18	44	Tommy Nielsen			10	1:10.279	3.564	9	106,035
19	65	Stig Helmer		DK-	10	1:10.392	3.677	10	105,864
20	39	Rune Rasmussen	Suzuki GSX-R 750	DK-	10	1:10.732	4.017	6	105,355
21	8	Filip Rasmussen	gsxr 750	DK-	10	1:10.823	4.108	2	105,220
22	7	Jesper Petersen			10	1:11.638	4.923	9	104,023
23	53	Transponder 53			4	1:11.993	5.278	1	103,510
24	58	Per Krogfelt	HONDA CBR 1000 RR	DK-	10	1:12.773	6.058	5	102,401
25	16	Claus Andersen	Ducati 996	DK-AMK	7	1:13.153	6.438	4	101,869
26	51	Niels Yde	Yamaha YZF750R	DK-	7	1:13.723	7.008	5	101,081
27	27	Per Petersen	Honda cbr 600	DK-Road-Race.dk	9	1:13.831	7.116	3	100,933
28	57	Michael Bengsten			8	1:14.811	8.096	3	99,611

**Announcements**

Weather: Cloudy and dry





# DM Knutstorp

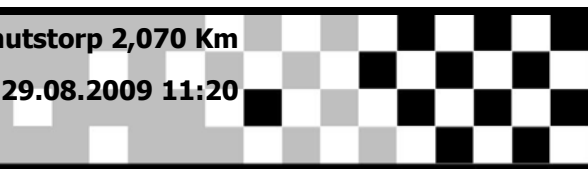
Red

Knutstorp 2,070 Km

Session 3 Quali.

29.08.2009 11:20

Qualify started at 11:20:57



Lap	Time of Day	Lap Tm	PT Tm
<b>(158) Jan Hansen</b>			
1	11:25:10.753	<b>1:09.409</b>	
2	11:26:20.539	<b>1:09.786</b>	
3	11:27:28.522	<b>1:07.983</b>	
4	11:28:35.256	<b>1:06.734</b>	
5	11:29:43.554	<b>1:08.298</b>	
6	11:30:50.354	<b>1:06.800</b>	
7	11:31:57.245	<b>1:06.891</b>	
8	11:33:05.302	<b>1:08.057</b>	
9	11:34:12.017	<b>1:06.715</b>	
10	11:35:19.125	1:07.108	
11	11:36:26.936	1:07.811	

Lap	Time of Day	Lap Tm	PT Tm
<b>(18) Sten Johansen</b>			
1	11:25:48.025	1:12.364	
2	11:26:57.952	1:09.927	
3	11:28:05.367	1:07.415	
4	11:29:13.351	1:07.984	
5	11:30:22.673	1:09.322	
6	11:31:30.707	1:08.034	
7	11:32:39.716	1:09.009	
8	11:33:46.751	<b>1:07.035</b>	
9	11:34:54.732	1:07.981	
10	11:36:02.111	1:07.379	

Lap	Time of Day	Lap Tm	PT Tm
<b>(82) Transponder 236</b>			
1	11:27:08.700	1:08.165	
2	11:28:16.206	<b>1:07.506</b>	
3	11:29:24.883	1:08.677	
4	11:30:36.694	1:11.811	
5	11:31:45.500	1:08.806	
6	11:32:53.901	1:08.401	
7	11:34:05.364	1:11.463	

Lap	Time of Day	Lap Tm	PT Tm
<b>(61) Rasmus Urup</b>			
1	11:25:13.086	1:11.247	
2	11:26:23.300	1:10.214	
3	11:27:34.806	1:11.506	
4	11:28:45.636	1:10.830	
5	11:29:56.264	1:10.628	
6	11:31:07.519	1:11.255	
7	11:32:17.870	1:10.351	
8	11:33:28.803	1:10.933	
9	11:34:38.405	1:09.602	
10	11:35:45.960	<b>1:07.555</b>	

Lap	Time of Day	Lap Tm	PT Tm
<b>(77) Rasmus Kilt</b>			
1	11:27:17.527	1:09.966	
2	11:28:28.709	1:11.182	
3	11:29:37.533	1:08.824	
4	11:30:45.646	<b>1:08.113</b>	
5	11:31:55.385	1:09.739	
6	11:33:05.339	1:09.954	
7	11:34:18.534	1:13.195	
8	11:35:28.251	1:09.717	

Lap	Time of Day	Lap Tm	PT Tm
<b>(59) Martin Coff</b>			
1	11:27:13.772	1:09.207	
2	11:28:22.184	1:08.412	
3	11:29:30.736	1:08.552	
4	11:30:39.182	1:08.446	
5	11:31:47.711	1:08.529	
6	11:32:55.836	<b>1:08.125</b>	

Lap	Time of Day	Lap Tm	PT Tm
<b>(59) Tue Larsen</b>			

Lap	Time of Day	Lap Tm	PT Tm
1	11:25:27.529	<b>1:14.279</b>	
2	11:26:37.136	<b>1:09.607</b>	
3	11:27:46.973	<b>1:09.837</b>	
4	11:28:58.793	<b>1:11.820</b>	
5	11:30:09.667	<b>1:10.874</b>	
6	11:31:19.221	<b>1:09.554</b>	
7	11:32:28.566	<b>1:09.345</b>	
8	11:33:37.094	<b>1:08.528</b>	
9	11:34:46.792	1:09.698	
10	11:35:59.033	1:12.241	

Lap	Time of Day	Lap Tm	PT Tm
<b>(12) Henrik Nederschier</b>			
1	11:25:13.146	1:10.983	
p2	11:26:33.107	1:19.961	
3	11:28:12.378	1:39.271	<b>27.027</b>
4	11:29:21.613	1:09.235	
5	11:30:30.398	<b>1:08.785</b>	
6	11:31:39.623	1:09.225	
7	11:32:51.701	1:12.078	
8	11:34:02.633	1:10.932	
p9	11:35:21.146	1:18.513	

Lap	Time of Day	Lap Tm	PT Tm
<b>(232) Transponder 232</b>			
1	11:28:13.575	1:09.845	
2	11:29:23.809	1:10.234	
3	11:30:36.482	1:12.673	
4	11:31:45.916	<b>1:09.434</b>	
5	11:32:55.476	1:09.560	
6	11:34:06.550	1:11.074	
7	11:35:17.293	1:10.743	
8	11:36:26.888	1:09.595	

Lap	Time of Day	Lap Tm	PT Tm
<b>(35) Keld Sommer</b>			
1	11:25:10.689	1:10.864	
2	11:26:22.129	1:11.440	
3	11:27:34.970	1:12.841	
4	11:28:46.183	1:11.213	
5	11:29:57.026	1:10.843	
6	11:31:07.591	1:10.565	
7	11:32:18.284	1:10.693	
8	11:33:29.371	1:11.087	
9	11:34:42.934	1:13.563	
10	11:35:52.632	<b>1:09.698</b>	

Lap	Time of Day	Lap Tm	PT Tm
<b>(90) Michael Lehd</b>			
1	11:25:18.626	1:12.287	
2	11:26:30.775	1:12.149	
3	11:27:41.319	1:10.544	
4	11:28:51.545	1:10.226	
5	11:30:01.411	1:09.866	
6	11:31:11.124	<b>1:09.713</b>	
7	11:32:20.937	1:09.813	
8	11:33:31.812	1:10.875	
9	11:34:44.340	1:12.528	
10	11:35:59.419	1:15.079	

Lap	Time of Day	Lap Tm	PT Tm
<b>(999) Morten Møller</b>			
1	11:25:13.769	<b>1:09.811</b>	
2	11:26:24.690	1:10.921	
3	11:27:36.503	1:11.813	
4	11:28:46.803	1:10.300	
5	11:29:56.697	1:09.894	
6	11:31:07.118	1:10.421	
7	11:32:17.787	1:10.669	
8	11:33:29.262	1:11.475	
9	11:34:40.377	1:11.115	

Lap	Time of Day	Lap Tm	PT Tm
10	11:35:51.869	<b>1:11.492</b>	
<b>(59) Transponder 59</b>			
1	11:26:34.040	<b>1:11.253</b>	
2	11:27:45.017	<b>1:10.977</b>	
3	11:28:58.557	<b>1:13.540</b>	
4	11:30:08.927	<b>1:10.370</b>	
5	11:31:19.870	<b>1:10.943</b>	
6	11:32:29.728	<b>1:09.858</b>	
7	11:33:39.555	<b>1:09.827</b>	
8	11:34:49.923	1:10.368	
9	11:36:00.594	1:10.671	

Lap	Time of Day	Lap Tm	PT Tm
<b>(24) Martin Bjærre</b>			
1	11:25:15.511	1:11.866	
2	11:26:27.747	1:12.236	
3	11:27:39.383	1:11.636	
4	11:28:50.027	1:10.644	
5	11:30:00.419	1:10.392	
6	11:31:10.362	1:09.943	
7	11:32:20.231	<b>1:09.869</b>	
8	11:33:30.944	1:10.713	
9	11:34:43.900	1:12.956	
10	11:35:54.964	1:11.064	

Lap	Time of Day	Lap Tm	PT Tm
<b>(666) Transponder 20</b>			
1	11:25:28.455	1:13.872	
2	11:26:41.285	1:12.830	
3	11:27:51.485	1:10.200	
4	11:29:02.906	1:11.421	
5	11:30:15.205	1:12.299	
6	11:31:28.408	1:13.203	
7	11:32:42.518	1:14.110	
8	11:33:53.633	1:11.115	
9	11:35:03.520	<b>1:09.887</b>	
10	11:36:14.663	1:11.143	

Lap	Time of Day	Lap Tm	PT Tm
<b>(115) René Hestbech</b>			
1	11:25:12.928	1:11.593	
2	11:26:23.070	<b>1:10.142</b>	
3	11:27:36.322	1:13.252	
4	11:28:47.487	1:11.165	
5	11:29:58.599	1:11.112	
6	11:31:08.868	1:10.269	
7	11:32:19.704	1:10.836	
8	11:33:30.542	1:10.838	
9	11:34:43.563	1:13.021	
10	11:35:54.415	1:10.852	

Lap	Time of Day	Lap Tm	PT Tm
<b>(14) Henning Boll</b>			
1	11:26:21.925	1:12.286	
2	11:27:34.308	1:12.383	
3	11:28:45.250	1:10.942	
4	11:29:55.837	1:10.587	
5	11:31:06.067	<b>1:10.230</b>	
6	11:32:17.180	1:11.113	
7	11:33:28.347	1:11.167	
8	11:34:39.829	1:11.482	
9	11:35:51.708	1:11.879	

Lap	Time of Day	Lap Tm	PT Tm
<b>(44) Tommy Nielsen</b>			
1	11:25:24.683	1:12.478	
2	11:26:36.913	1:12.230	
3	11:27:49.451	1:12.538	
4	11:29:02.255	1:12.804	
5	11:30:14.802	1:12.547	





# DM Knutstorp

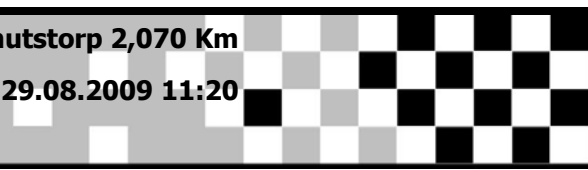
Red

Knutstorp 2,070 Km

Session 3 Quali.

29.08.2009 11:20

Qualify started at 11:20:57



Lap	Time of Day	Lap Tm	PT Tm	Lap	Time of Day	Lap Tm	PT Tm	Lap	Time of Day	Lap Tm	PT Tm
6	11:31:28.178	1:13.376		6	11:31:27.697	1:13.162					
7	11:32:39.570	1:11.392		7	11:32:42.228	1:14.531					
8	11:33:50.284	1:10.714		8	11:33:55.698	1:13.470					
9	11:35:00.563	1:10.279		9	11:35:10.731	1:15.033					
10	11:36:11.521	1:10.958		10	11:36:24.468	1:13.737					

(65) Stig Helmer

1	11:25:27.966	1:14.144
2	11:26:40.177	1:12.211
3	11:27:51.244	1:11.067
4	11:29:03.589	1:12.345
5	11:30:15.659	1:12.070
6	11:31:28.878	1:13.219
7	11:32:42.965	1:14.087
8	11:33:55.852	1:12.887
9	11:35:10.072	1:14.220
10	11:36:20.464	1:10.392

(16) Claus Andersen

1	11:25:27.288	1:14.245
2	11:26:41.457	1:14.169
3	11:27:54.800	1:13.343
4	11:29:07.953	1:13.153
5	11:30:23.498	1:15.545
6	11:31:38.417	1:14.919
p7	11:33:02.075	1:23.658

(51) Niels Yde

1	11:29:07.520	1:23.812
2	11:30:22.717	1:15.197
3	11:31:36.891	1:14.174
4	11:32:51.402	1:14.511
5	11:34:05.125	1:13.723
6	11:35:24.875	1:19.750
7	11:36:41.708	1:16.833

(39) Rune Rasmussen

1	11:25:31.331	1:12.738
2	11:26:42.564	1:11.233
3	11:27:54.938	1:12.374
4	11:29:08.067	1:13.129
5	11:30:21.819	1:13.752
6	11:31:32.551	1:10.732
7	11:32:43.600	1:11.049
8	11:33:56.175	1:12.575
9	11:35:11.099	1:14.924
10	11:36:25.179	1:14.080

(27) Per Petersen

1	11:26:00.034	1:15.327
2	11:27:15.191	1:15.157
3	11:28:29.022	1:13.831
4	11:29:43.593	1:14.571
5	11:30:58.248	1:14.655
6	11:32:13.190	1:14.942
7	11:33:28.707	1:15.517
8	11:34:43.090	1:14.383
9	11:35:59.148	1:16.058

(8) Filip Rasmussen

1	11:25:28.269	1:13.879
2	11:26:39.092	1:10.823
3	11:27:49.958	1:10.866
4	11:29:02.677	1:12.719
5	11:30:15.195	1:12.518
6	11:31:28.269	1:13.074
7	11:32:42.746	1:14.477
8	11:33:55.616	1:12.870
9	11:35:08.724	1:13.108
10	11:36:19.843	1:11.119

(57) Michael Bengsten

1	11:25:34.860	1:16.332	
2	11:26:50.701	1:15.841	
3	11:28:05.512	1:14.811	
4	11:29:21.641	1:16.129	
5	11:30:36.709	1:15.068	
p6	11:32:00.861	1:24.152	
7	11:35:10.151	3:09.290	1:53.239
8	11:36:25.498	1:15.347	

(7) Jesper Petersen

1	11:25:33.343	1:13.012
2	11:26:45.246	1:11.903
3	11:27:57.753	1:12.507
4	11:29:09.674	1:11.921
5	11:30:22.868	1:13.194
6	11:31:37.124	1:14.256
7	11:32:49.035	1:11.911
8	11:34:01.125	1:12.090
9	11:35:12.763	1:11.638
p10	11:36:34.657	1:21.894

(53) Transponder 53

1	11:25:20.021	1:11.993
2	11:26:32.733	1:12.712
3	11:27:44.789	1:12.056
p4	11:29:05.772	1:20.983

(58) Per Krogfelt

1	11:25:18.325	1:13.272
2	11:26:32.347	1:14.022
3	11:27:46.670	1:14.323
4	11:29:01.762	1:15.092
5	11:30:14.535	1:12.773

**DM Knutstorp****Sorted on Best Lap time****Red****Knutstorp 2,070 Km****Session 4****29.08.2009 12:40****Practice started at 12:44:58**

Pos	No.	Name	Bike	Nat./Club	Laps	Best Tm	Diff	In Lap	km/h
1	67	<b>Preben B Jensen</b>	Yamaha R6 05	DK-Viking	8	<b>1:09.768</b>		5	106,811
2	44	<b>Rasmus Vendelbo Sørense</b>	Yamaha R6	DK-RRKV	8	<b>1:12.226</b>	<b>2.458</b>	5	103,176
3	13	<b>Jonas Dalager</b>			10	<b>1:12.542</b>	<b>2.774</b>	10	102,727
4	91	<b>Tommy Kruse</b>	Yamaha R6	DK-	8	<b>1:12.869</b>	<b>3.101</b>	8	102,266
5	44	<b>Tommy Nielsen</b>			7	<b>1:12.971</b>	<b>3.203</b>	6	102,123
6	666	<b>Transponder 20</b>			5	<b>1:13.077</b>	<b>3.309</b>	4	101,975
7	59	<b>Transponder 59</b>			2	<b>1:13.273</b>	<b>3.505</b>	2	101,702
8	7	<b>Jesper Petersen</b>			4	<b>1:13.499</b>	<b>3.731</b>	3	101,389
9	46	<b>Dennis Fagerstrand</b>			5	<b>1:13.780</b>	<b>4.012</b>	5	101,003
10	59	<b>Tue Larsen</b>	Honda cbr929rr	DK-	4	<b>1:14.708</b>	<b>4.940</b>	4	99,748
11	58	<b>Per Krogfelt</b>	HONDA CBR 1000 RR	DK-	5	<b>1:14.984</b>	<b>5.216</b>	4	99,381
12	16	<b>Claus Andersen</b>	Ducati 996	DK-AMK	5	<b>1:15.904</b>	<b>6.136</b>	4	98,177
13	57	<b>Michael Bengsten</b>			6	<b>1:16.222</b>	<b>6.454</b>	2	97,767
14	203	<b>Transponder 203</b>			3	<b>1:16.224</b>	<b>6.456</b>	3	97,764
15	84	<b>Thomas Slott</b>	R6	DK-Team30-Lillevang	6	<b>1:16.424</b>	<b>6.656</b>	3	97,509



# DM Knutstorp

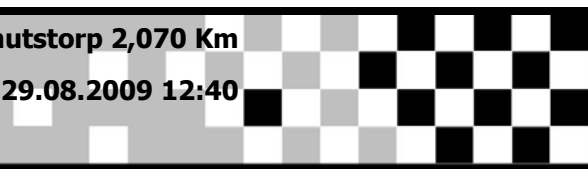
Red

Knutstorp 2,070 Km

Session 4

29.08.2009 12:40

Practice started at 12:44:58



Lap	Time of Day	Lap Tm	PT Tm
<b>(67) Preben B Jensen</b>			
1	12:49:33.385	<b>1:13.948</b>	
2	12:50:45.243	<b>1:11.858</b>	
3	12:51:57.055	<b>1:11.812</b>	
4	12:53:07.787	<b>1:10.732</b>	
5	12:54:17.555	<b>1:09.768</b>	
6	12:55:28.578	1:11.023	
7	12:56:41.994	1:13.416	
8	12:57:53.522	1:11.528	

Lap	Time of Day	Lap Tm	PT Tm
<b>(44) Rasmus Vendelbo Sørensen</b>			
1	12:49:19.327	1:16.675	
2	12:50:33.689	1:14.362	
3	12:51:49.016	1:15.327	
4	12:53:02.421	1:13.405	
5	12:54:14.647	<b>1:12.226</b>	
6	12:55:27.884	1:13.237	
7	12:56:43.056	1:15.172	
8	12:57:55.931	1:12.875	

Lap	Time of Day	Lap Tm	PT Tm
<b>(13) Jonas Dalager</b>			
1	12:46:45.287	1:16.131	
2	12:47:59.515	1:14.228	
3	12:49:13.748	1:14.233	
4	12:50:27.221	1:13.473	
5	12:51:40.421	1:13.200	
6	12:52:53.001	1:12.580	
7	12:54:07.018	1:14.017	
8	12:55:21.663	1:14.645	
9	12:56:34.641	1:12.978	
10	12:57:47.183	<b>1:12.542</b>	

Lap	Time of Day	Lap Tm	PT Tm
<b>(91) Tommy Kruse</b>			
1	12:49:19.323	1:16.932	
2	12:50:34.371	1:15.048	
3	12:51:49.384	1:15.013	
4	12:53:02.306	1:12.922	
5	12:54:15.506	1:13.200	
6	12:55:28.800	1:13.294	
7	12:56:42.949	1:14.149	
8	12:57:55.818	<b>1:12.869</b>	

Lap	Time of Day	Lap Tm	PT Tm
<b>(44) Tommy Nielsen</b>			
1	12:51:11.694	1:17.635	
2	12:52:27.766	1:16.072	
3	12:53:43.082	1:15.316	
4	12:54:56.725	1:13.643	
5	12:56:11.973	1:15.248	
6	12:57:24.944	<b>1:12.971</b>	
p7	12:58:47.947	1:23.003	

Lap	Time of Day	Lap Tm	PT Tm
<b>(666) Transponder 20</b>			
1	12:52:49.499	1:17.544	
2	12:54:05.529	1:16.030	
3	12:55:21.764	1:16.235	
4	12:56:34.841	<b>1:13.077</b>	
5	12:57:47.989	1:13.148	

Lap	Time of Day	Lap Tm	PT Tm
<b>(59) Transponder 59</b>			
1	12:56:53.094	1:15.181	
2	12:58:06.367	<b>1:13.273</b>	

Lap	Time of Day	Lap Tm	PT Tm
<b>(7) Jesper Petersen</b>			
1	12:55:14.885	1:14.571	
2	12:56:28.536	1:13.651	

Lap	Time of Day	Lap Tm	PT Tm
3	12:57:42.035	<b>1:13.499</b>	
p4	12:59:15.946	1:33.911	

Lap	Time of Day	Lap Tm	PT Tm
<b>(46) Dennis Fagerstrand</b>			
1	12:52:49.455	1:17.488	
2	12:54:06.360	1:16.905	
3	12:55:25.668	1:19.308	
4	12:56:41.698	1:16.030	
5	12:57:55.478	<b>1:13.780</b>	

Lap	Time of Day	Lap Tm	PT Tm
<b>(59) Tue Larsen</b>			
1	12:54:35.684	1:17.634	
2	12:55:52.495	1:16.811	
3	12:57:07.425	1:14.930	
4	12:58:22.133	<b>1:14.708</b>	

Lap	Time of Day	Lap Tm	PT Tm
<b>(58) Per Krogfelt</b>			
1	12:53:42.724	1:16.707	
2	12:54:58.962	1:16.238	
3	12:56:14.116	1:15.154	
4	12:57:29.100	<b>1:14.984</b>	
5	12:58:44.217	1:15.117	

Lap	Time of Day	Lap Tm	PT Tm
<b>(16) Claus Andersen</b>			
1	12:53:46.656	1:18.995	
2	12:55:03.357	1:16.701	
3	12:56:20.286	1:16.929	
4	12:57:36.190	<b>1:15.904</b>	
p5	12:59:09.846	1:33.656	

Lap	Time of Day	Lap Tm	PT Tm
<b>(57) Michael Bengsten</b>			
1	12:52:22.449	1:18.700	
2	12:53:38.671	<b>1:16.222</b>	
3	12:54:55.877	1:17.206	
4	12:56:12.100	1:16.223	
5	12:57:30.134	1:18.034	
p6	12:58:58.823	1:28.689	

Lap	Time of Day	Lap Tm	PT Tm
<b>(203) Transponder 203</b>			
1	12:55:24.608	1:19.459	
2	12:56:44.371	1:19.763	
3	12:58:00.595	<b>1:16.224</b>	

Lap	Time of Day	Lap Tm	PT Tm
<b>(84) Thomas Slott</b>			
1	12:51:33.138	1:18.205	
2	12:52:51.356	1:18.218	
3	12:54:07.780	<b>1:16.424</b>	
4	12:55:25.052	1:17.272	
5	12:56:44.684	1:19.632	
p6	12:58:05.367	1:20.683	



# DM Knutstorp

Sorted on Best Lap time

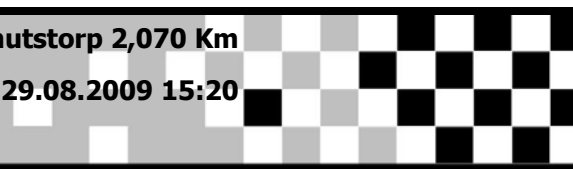
Red

Knutstorp 2,070 Km

Session 5 Red/Sort minus FFA

29.08.2009 15:20

Practice started at 15:23:43



Pos	No.	Name	Bike	Nat./Club	Laps	Best Tm	Diff	In Lap	km/h
1	69	Michael Barth	yamaha r6	DK-AMK	2	1:15.229		1	99,058
2	990	Michael Lehd	KTM RC8	DK-	2	1:20.579	5.350	2	92,481
3	8	Filip Rasmussen	gsxr 750	DK-	2	1:32.856	17.627	2	80,253
4	53	Transponder 53			1	3:15.721	2:00.492	1	38,075
5	0	Ola Fagerstrand			1	3:24.186	2:08.957	1	36,496
6	203	Transponder 203			2	3:33.937	2:18.708	1	34,833
7	108	Rune Romdal	Suzuki GSXR 750	DK-	2	3:49.451	2:34.222	1	32,478
8	57	Michael Bengsten			2	4:38.646	3:23.417	1	26,744



# DM Knutstorp

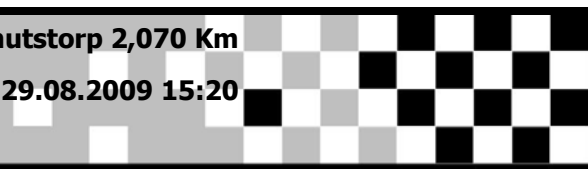
Red

Knutstorp 2,070 Km

Session 5 Red/Sort minus FFA

29.08.2009 15:20

Practice started at 15:23:43



Lap	Time of Day	Lap Tm	PT Tm	Lap	Time of Day	Lap Tm	PT Tm	Lap	Time of Day	Lap Tm	PT Tm
<b>(69) Michael Barth</b>											
1	15:29:24.433	<b>1:15.229</b>									
p2	15:30:53.205	1:28.772									
<b>(990) Michael Lehd</b>											
1	15:28:16.543	3:17.859	<b>1:56.190</b>								
2	15:29:37.122	<b>1:20.579</b>									
<b>(8) Filip Rasmussen</b>											
1	15:29:29.050	4:23.789	<b>2:59.833</b>								
2	15:31:01.906	<b>1:32.856</b>									
<b>(53) Transponder 53</b>											
1	15:28:31.575	<b>3:15.721</b>	<b>1:44.270</b>								
<b>(0) Ola Fagerstrand</b>											
1	15:28:27.420	<b>3:24.186</b>	<b>31.697</b>								
<b>(203) Transponder 203</b>											
1	15:28:26.936	<b>3:33.937</b>	<b>36.514</b>								
p2	15:33:59.554	5:32.618									
<b>(108) Rune Romdal</b>											
1	15:28:59.412	<b>3:49.451</b>	<b>2:28.932</b>								
p2	15:30:38.093	1:38.681									
<b>(57) Michael Bengsten</b>											
1	15:29:25.014	<b>4:38.646</b>	<b>3:16.600</b>								
p2	15:31:00.308	1:35.294									