

**DM Knutstorp****Sorted on Best Lap time****Green****Knutstorp 2,070 Km****Session 1****29.08.2009 09:45****Practice started at 9:47:17**

Pos	No.	Name	Bike	Nat./Club	Laps	Best Tm	Diff	In Lap	km/h
1	51	Thomas Seehausen	Aprilia tuono	DK-	3	1:19.196		2	94,096
2	47	Transponder 47			7	1:25.214	6.018	5	87,450
3	198	Karsten Frostholt	Yamaha R-6 årg.2000	DK-	8	1:25.992	6.796	6	86,659
4	95	Henrik Andersson	zx6r-08	S-	7	1:26.034	6.838	6	86,617
5	80	Glenn Jakobsen	GSXR 1000	DK-	7	1:26.811	7.615	6	85,842
6	44	Rasmus Vendelbo Sørense	Yamaha R6	DK-RRKV	7	1:28.877	9.681	6	83,846
7	81	Rene Jakobsen	skramelsuki gsxr1000 k6	DK-	7	1:29.423	10.227	6	83,334
8	115	Allan Carlsen	Superduke	DK-	7	1:29.654	10.458	5	83,120
9	62	Transponder 62			7	1:37.442	18.246	1	76,476
10	46	Transponder 46			6	1:41.899	22.703	5	73,131
11	61	Transponder 61			6	1:42.093	22.897	6	72,992
12	52	Transponder 52			6	1:42.105	22.909	5	72,984
13	43	Lonnie Ellebye	Suzuki GSXR600	DK-	6	1:42.284	23.088	4	72,856
14	7	Jacob Vejvad			6	1:42.662	23.466	4	72,588
15	60	Transponder 60			6	1:42.909	23.713	6	72,413
16	38	Claus Melchiorson		DK-	6	1:42.965	23.769	5	72,374
17	63	Transponder 63			6	1:43.049	23.853	6	72,315
18	60	Steffen Madsen	suzuki gsr600	DK-	2	1:43.864	24.668	1	71,748
19	69	Michael Barth	yamaha r6	DK-AMK	6	1:44.034	24.838	3	71,630
20	60	Hans Christian Steffensen	Ducati onster 620 i.e	DK-	5	1:45.349	26.153	3	70,736
21	64	Transponder 64			3	1:47.075	27.879	3	69,596
22	48	Transponder 48			2	4:32.535	3:13.339	2	27,343

Announcements

Weather: Cloudy and dry



DM Knutstorp


Green

Knutstorp 2,070 Km

Session 1

29.08.2009 09:45

Practice started at 9:47:17



Lap	Time of Day	Lap Tm	PT Tm
(51) Thomas Seehausen			
1	9:53:59.404	1:20.128	
2	9:55:18.600	1:19.196	
3	10:01:31.837	6:13.237	

Lap	Time of Day	Lap Tm	PT Tm
(47) Transponder 47			
1	9:52:49.789	1:58.879	
2	9:54:27.015	1:37.226	
3	9:55:56.576	1:29.561	
4	9:57:24.602	1:28.026	
5	9:58:49.816	1:25.214	
6	10:00:24.762	1:34.946	
7	10:02:02.651	1:37.889	

Lap	Time of Day	Lap Tm	PT Tm
(198) Karsten Frostholm			
1	9:51:15.041	1:29.718	
2	9:52:51.111	1:36.070	
3	9:54:26.175	1:35.064	
4	9:55:53.912	1:27.737	
5	9:57:20.229	1:26.317	
6	9:58:46.221	1:25.992	
7	10:00:24.410	1:38.189	
8	10:02:03.153	1:38.743	

Lap	Time of Day	Lap Tm	PT Tm
(95) Henrik Andersson			
1	9:51:44.515	1:39.191	
2	9:53:20.585	1:36.070	
3	9:55:07.366	1:46.781	
4	9:56:44.248	1:36.882	
5	9:58:27.414	1:43.166	
6	9:59:53.448	1:26.034	
7	10:01:26.033	1:32.585	

Lap	Time of Day	Lap Tm	PT Tm
(80) Glenn Jakobsen			
1	9:51:44.380	1:39.349	
2	9:53:20.754	1:36.374	
3	9:55:02.989	1:42.235	
4	9:56:44.682	1:41.693	
5	9:58:28.125	1:43.443	
6	9:59:54.936	1:26.811	
7	10:01:31.012	1:36.076	

Lap	Time of Day	Lap Tm	PT Tm
(44) Rasmus Vendelbo Sørensen			
1	9:51:43.097	1:39.295	
2	9:53:20.110	1:37.013	
3	9:55:02.588	1:42.478	
4	9:56:43.171	1:40.583	
5	9:58:26.262	1:43.091	
6	9:59:55.139	1:28.877	
7	10:01:30.779	1:35.640	

Lap	Time of Day	Lap Tm	PT Tm
(81) Rene Jakobsen			
1	9:51:43.941	1:39.557	
2	9:53:21.424	1:37.483	
3	9:55:04.959	1:43.535	
4	9:56:43.679	1:38.720	
5	9:58:27.583	1:43.904	
6	9:59:57.006	1:29.423	
7	10:01:31.728	1:34.722	

Lap	Time of Day	Lap Tm	PT Tm
(115) Allan Carlsen			
1	9:51:33.563	1:32.033	
2	9:53:12.962	1:39.399	
3	9:54:59.274	1:46.312	
4	9:56:40.369	1:41.095	

Lap	Time of Day	Lap Tm	PT Tm
5	9:58:10.023	1:29.654	
6	9:59:45.172	1:35.149	
7	10:01:30.233	1:45.061	

Lap	Time of Day	Lap Tm	PT Tm
(62) Transponder 62			
1	9:51:39.485	1:37.442	
2	9:53:17.967	1:38.482	
3	9:55:08.075	1:50.108	
4	9:56:48.628	1:40.553	
5	9:58:35.861	1:47.233	
6	10:00:22.433	1:46.572	
7	10:02:02.580	1:40.147	

Lap	Time of Day	Lap Tm	PT Tm
(46) Transponder 46			
1	9:52:34.047	1:56.716	
2	9:54:23.483	1:49.436	
3	9:56:13.554	1:50.071	
4	9:58:01.907	1:48.353	
5	9:59:43.806	1:41.899	
6	10:01:31.679	1:47.873	

Lap	Time of Day	Lap Tm	PT Tm
(61) Transponder 61			
1	9:53:11.736	1:57.451	
2	9:55:00.091	1:48.355	
3	9:56:47.975	1:47.884	
4	9:58:35.611	1:47.636	
5	10:00:23.847	1:48.236	
6	10:02:05.940	1:42.093	

Lap	Time of Day	Lap Tm	PT Tm
(52) Transponder 52			
1	9:52:33.383	1:56.988	
2	9:54:25.063	1:51.680	
3	9:56:16.827	1:51.764	
4	9:58:00.956	1:44.129	
5	9:59:43.061	1:42.105	
6	10:01:31.155	1:48.094	

Lap	Time of Day	Lap Tm	PT Tm
(43) Lonnie Ellebye			
1	9:52:34.587	1:56.486	
2	9:54:23.933	1:49.346	
3	9:56:12.699	1:48.766	
4	9:57:54.983	1:42.284	
5	9:59:44.505	1:49.522	
6	10:01:32.409	1:47.904	

Lap	Time of Day	Lap Tm	PT Tm
(7) Jacob Vejvad			
1	9:52:35.158	1:58.581	
2	9:54:24.487	1:49.329	
3	9:56:13.551	1:49.064	
4	9:57:56.213	1:42.662	
5	9:59:43.735	1:47.522	
6	10:01:34.297	1:50.562	

Lap	Time of Day	Lap Tm	PT Tm
(60) Transponder 60			
1	9:52:52.344	1:58.344	
2	9:54:48.228	1:55.884	
3	9:56:40.605	1:52.377	
4	9:58:29.995	1:49.390	
5	10:00:17.269	1:47.274	
6	10:02:00.178	1:42.909	

Lap	Time of Day	Lap Tm	PT Tm
(38) Claus Melchiorsen			
1	9:52:35.187	1:59.650	
2	9:54:26.188	1:51.001	
3	9:56:15.109	1:48.921	
4	9:57:59.266	1:44.157	

Lap	Time of Day	Lap Tm	PT Tm
5	9:59:42.231	1:42.965	
6	10:01:29.290	1:47.059	

Lap	Time of Day	Lap Tm	PT Tm
(63) Transponder 63			
1	9:52:51.627	1:59.527	
2	9:54:47.352	1:55.725	
3	9:56:41.535	1:54.183	
4	9:58:31.452	1:49.917	
5	10:00:18.713	1:47.261	
6	10:02:01.762	1:43.049	

Lap	Time of Day	Lap Tm	PT Tm
(60) Steffen Madsen			
1	9:56:43.665	1:43.864	
2	10:00:23.742	3:40.077	

Lap	Time of Day	Lap Tm	PT Tm
(69) Michael Barth			
1	9:53:10.871	1:58.244	
2	9:54:58.968	1:48.097	
3	9:56:43.002	1:44.034	
4	9:58:33.688	1:50.686	
5	10:00:23.221	1:49.533	
6	10:02:09.434	1:46.213	

Lap	Time of Day	Lap Tm	PT Tm
(60) Hans Christian Steffensen			
1	9:53:12.908	1:59.226	
2	9:55:01.469	1:48.561	
3	9:56:46.818	1:45.349	
4	9:58:34.871	1:48.053	
5	10:02:05.500	3:30.629	

Lap	Time of Day	Lap Tm	PT Tm
(64) Transponder 64			
1	9:52:51.866	1:58.574	
2	9:58:29.600	5:37.734	
3	10:00:16.675	1:47.075	

Lap	Time of Day	Lap Tm	PT Tm
(48) Transponder 48			
1	9:57:45.605	4:56.095	
2	10:02:18.140	4:32.535	

**DM Knutstorp****Sorted on Best Lap time****Green****Knutstorp 2,070 Km****Session 2****29.08.2009 10:45****Practice started at 10:47:17**

Pos	No.	Name	Bike	Nat./Club	Laps	Best Tm	Diff	In Lap	km/h
1	51	Thomas Seehausen	Aprilia tuono	DK-	4	1:16.775		3	97,063
2	85	Thomas Scharff		DK-	7	1:21.690	4.915	7	91,223
3	47	Transponder 47			7	1:21.768	4.993	7	91,136
4	115	Allan Carlsen	Superduke	DK-	7	1:22.676	5.901	2	90,135
5	80	Glenn Jakobsen	GSXR 1000	DK-	7	1:23.122	6.347	2	89,651
6	44	Rasmus Vendelbo Sørense	Yamaha R6	DK-RRKV	5	1:23.487	6.712	2	89,259
7	81	Rene Jakobsen	skramelsuki gsxr1000 k6	DK-	7	1:23.533	6.758	5	89,210
8	198	Karsten Frosthholm	Yamaha R-6 årg.2000	DK-	7	1:23.870	7.095	3	88,852
9	38	Claus Melchiorson		DK-	6	1:28.364	11.589	6	84,333
10	27	Stefan (Junior) Schiøttz	Kawasaki zxr 400	DK-	7	1:31.920	15.145	3	81,070
11	60	Hans Christian Steffensen	Ducati onster 620 i.e	DK-	3	1:33.614	16.839	2	79,603
12	69	Michael Barth	yamaha r6	DK-AMK	6	1:35.122	18.347	6	78,341
13	19	Niels Jorgensen			6	1:36.473	19.698	6	77,244
14	4	Peter Leschly			6	1:36.686	19.911	4	77,074
15	31	Jesper Christensen			6	1:36.756	19.981	6	77,018
16	1	Bo Varny Rasmussen	Suzuki Bandit 600	DK-Team 30	6	1:38.551	21.776	3	75,616
17	18	Jan Bo Christiansen	Yamaha Fazer 600	DK-Team 30	4	1:38.976	22.201	2	75,291
18	43	Lonnie Ellebye	Suzuki GSXR600	DK-	6	1:39.009	22.234	6	75,266
19	30	Martin Iver Pedersen	Yamaha R1		6	1:39.498	22.723	3	74,896
20	59	Jens Langergaard Rasmus	Honda CB 500	DK-Team 30	6	1:39.519	22.744	3	74,880
21	7	Jacob Vejvad			6	1:40.695	23.920	4	74,006
22	60	Steffen Madsen	suzuki gsr600	DK-	1	2:57.035	1:40.260	1	42,093

Announcements

Weather: Cloudy and dry



DM Knutstorp


Green

Session 2

Practice started at 10:47:17

Knutstorp 2,070 Km

29.08.2009 10:45



Lap	Time of Day	Lap Tm	PT Tm
(51) Thomas Seehausen			
1	10:53:51.298	1:22.667	
2	10:58:01.428	4:10.130	
3	10:59:18.203	1:16.775	
4	11:00:36.283	1:18.080	

Lap	Time of Day	Lap Tm	PT Tm
(85) Thomas Scharff			
1	10:52:38.807	1:27.395	
2	10:54:03.735	1:24.928	
3	10:55:26.453	1:22.718	
4	10:56:55.526	1:29.073	
5	10:58:21.413	1:25.887	
6	10:59:49.758	1:28.345	
7	11:01:11.448	1:21.690	

Lap	Time of Day	Lap Tm	PT Tm
(47) Transponder 47			
1	10:52:38.639	1:27.687	
2	10:54:03.238	1:24.599	
3	10:55:26.054	1:22.816	
4	10:57:00.024	1:33.970	
5	10:58:22.296	1:22.272	
6	10:59:55.687	1:33.391	
7	11:01:17.455	1:21.768	

Lap	Time of Day	Lap Tm	PT Tm
(115) Allan Carlsen			
1	10:52:28.117	1:26.108	
2	10:53:50.793	1:22.676	
3	10:55:20.929	1:30.136	
4	10:56:44.502	1:23.573	
5	10:58:21.188	1:36.686	
6	10:59:55.589	1:34.401	
7	11:01:20.161	1:24.572	

Lap	Time of Day	Lap Tm	PT Tm
(80) Glenn Jakobsen			
1	10:52:29.660	1:26.891	
2	10:53:52.782	1:23.122	
3	10:55:21.412	1:28.630	
4	10:56:46.230	1:24.818	
5	10:58:21.967	1:35.737	
6	10:59:57.650	1:35.683	
7	11:01:20.876	1:23.226	

Lap	Time of Day	Lap Tm	PT Tm
(44) Rasmus Vendelbo Sørensen			
1	10:52:26.649	1:26.165	
2	10:53:50.136	1:23.487	
3	10:55:22.489	1:32.353	
p4	10:57:18.461	1:55.972	
p5	11:00:07.760	2:49.299	16.644

Lap	Time of Day	Lap Tm	PT Tm
(81) Rene Jakobsen			
1	10:52:27.400	1:25.625	
2	10:53:54.759	1:27.359	
3	10:55:22.891	1:28.132	
4	10:57:00.857	1:37.966	
5	10:58:24.390	1:23.533	
6	10:59:58.662	1:34.272	
7	11:01:24.008	1:25.346	

Lap	Time of Day	Lap Tm	PT Tm
(198) Karsten Frostholm			
1	10:52:38.404	1:32.779	
2	10:54:05.478	1:27.074	
3	10:55:29.348	1:23.870	
4	10:57:04.773	1:35.425	
5	10:58:29.919	1:25.146	
6	11:00:01.628	1:31.709	

Lap	Time of Day	Lap Tm	PT Tm
7	11:01:38.676	1:37.048	

Lap	Time of Day	Lap Tm	PT Tm
(38) Claus Melchiorson			
1	10:53:18.474	1:41.084	
2	10:54:53.855	1:35.381	
3	10:56:29.792	1:35.937	
4	10:58:12.129	1:42.337	
5	10:59:42.335	1:30.206	
6	11:01:10.699	1:28.364	

Lap	Time of Day	Lap Tm	PT Tm
(27) Stefan (Junior) Schiøttz			
1	10:52:45.089	1:33.636	
2	10:54:18.266	1:33.177	
3	10:55:50.186	1:31.920	
4	10:57:25.928	1:35.742	
5	10:59:00.156	1:34.228	
6	11:00:33.923	1:33.767	
7	11:02:08.626	1:34.703	

Lap	Time of Day	Lap Tm	PT Tm
(60) Hans Christian Steffensen			
1	10:52:38.146	1:36.334	
2	10:54:11.760	1:33.614	
3	10:55:45.610	1:33.850	

Lap	Time of Day	Lap Tm	PT Tm
(69) Michael Barth			
1	10:53:18.079	1:41.834	
2	10:55:00.089	1:42.010	
3	10:56:41.876	1:41.787	
4	10:58:20.430	1:38.554	
5	11:00:01.045	1:40.615	
6	11:01:36.167	1:35.122	

Lap	Time of Day	Lap Tm	PT Tm
(19) Niels Jørgensen			
1	10:53:33.150	1:42.763	
2	10:55:18.772	1:45.622	
3	10:57:03.266	1:44.494	
4	10:58:46.608	1:43.342	
5	11:00:26.579	1:39.971	
6	11:02:03.052	1:36.473	

Lap	Time of Day	Lap Tm	PT Tm
(4) Peter Leschly			
1	10:53:19.394	1:42.365	
2	10:55:00.928	1:41.534	
3	10:56:40.667	1:39.739	
4	10:58:17.353	1:36.686	
5	10:59:57.362	1:40.009	
6	11:01:34.311	1:36.949	

Lap	Time of Day	Lap Tm	PT Tm
(31) Jesper Christensen			
1	10:53:33.920	1:42.813	
2	10:55:19.317	1:45.397	
3	10:57:02.350	1:43.033	
4	10:58:45.574	1:43.224	
5	11:00:27.364	1:41.790	
6	11:02:04.120	1:36.756	

Lap	Time of Day	Lap Tm	PT Tm
(1) Bo Varny Rasmussen			
1	10:53:06.049	1:43.951	
2	10:54:49.873	1:43.824	
3	10:56:28.424	1:38.551	
4	10:58:11.540	1:43.116	
5	10:59:56.421	1:44.881	
6	11:01:48.546	1:52.125	

Lap	Time of Day	Lap Tm	PT Tm
(18) Jan Bo Christiansen			
1	10:54:48.874	3:24.279	

Lap	Time of Day	Lap Tm	PT Tm
2	10:56:27.850	1:38.976	
3	10:59:56.858	3:29.008	
4	11:01:47.687	1:50.829	

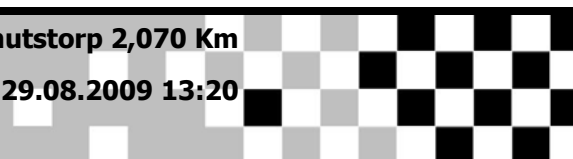
Lap	Time of Day	Lap Tm	PT Tm
(43) Lonnie Ellebye			
1	10:53:35.938	1:47.307	
2	10:55:20.632	1:44.694	
3	10:57:04.581	1:43.949	
4	10:58:45.254	1:40.673	
5	11:00:24.896	1:39.642	
6	11:02:03.905	1:39.009	

Lap	Time of Day	Lap Tm	PT Tm
(30) Martin Iver Pedersen			
1	10:53:05.108	1:43.575	
2	10:54:48.060	1:42.952	
3	10:56:27.558	1:39.498	
4	10:58:10.648	1:43.090	
5	10:59:55.686	1:45.038	
6	11:01:45.329	1:49.643	

Lap	Time of Day	Lap Tm	PT Tm
(59) Jens Langergaard Rasmussen			
1	10:53:06.039	1:41.154	
2	10:54:49.613	1:43.574	
3	10:56:29.132	1:39.519	
4	10:58:11.744	1:42.612	
5	10:59:57.133	1:45.389	
6	11:01:48.109	1:50.976	

Lap	Time of Day	Lap Tm	PT Tm
(7) Jacob Vejvad			
1	10:53:35.035	1:45.229	
2	10:55:20.214	1:45.179	
3	10:57:04.260	1:44.046	
4	10:58:44.955	1:40.695	
5	11:00:26.705	1:41.750	
6	11:02:08.719	1:42.014	

Lap	Time of Day	Lap Tm	PT Tm
(60) Steffen Madsen			
1	11:00:00.791	2:57.035	

**DM Knutstorp****Sorted on Best Lap time****Green****Knutstorp 2,070 Km****Session 4****29.08.2009 13:20****Practice started at 13:07:57**

Pos	No.	Name	Bike	Nat./Club	Laps	Best Tm	Diff	In Lap	km/h
1	30	Martin Iver Pedersen	Yamaha R1		12	1:04.173		12	116,124
2	44	Rasmus Vendelbo Sørensen	Yamaha R6	DK-RRKV	12	1:04.549	0.376	10	115,447
3	34	Teddy Lind			5	1:05.380	1.207	5	113,980
4	124	Jannick Golubov	cbr600rr	DK-RR klub viking	4	1:06.417	2.244	4	112,200
5	128	Jan Mandelid	Honda cbr1000RR	DK-AMK	6	1:07.410	3.237	4	110,547
6	777	Arne Andreasen			4	1:08.603	4.430	3	108,625
7	77	Søren Fuglsang	yamaha r1	DK-FYNS Motorsport	5	1:08.657	4.484	5	108,540
8	4	Emil Hansen	Honda CBR 600RR	DK-RRFyn	2	1:09.376	5.203	1	107,415
9	018	Transponder 80018			6	1:09.487	5.314	5	107,243
10	9	Mike Kristiansen			2	1:09.494	5.321	1	107,232
11	717	Lars Ehlers	GSXR 750	DK-RRKV	5	1:09.669	5.496	3	106,963
12	209	Rene Lafort			6	1:12.148	7.975	1	103,288
13	91	Niels Henrik Jensen	suzuki gsxr 1000	DK-	6	1:12.804	8.631	5	102,357
14	225	Martin Nielsen	KTM RC8	DK-	6	1:14.067	9.894	6	100,612
15	43	Mika Henriksen			6	1:14.588	10.415	3	99,909
16	16	Lars Christensen	Yamaha Vabis R6	DK-AMK	5	1:16.060	11.887	5	97,975
17	90	René Edelslund	Aprillia RSV Mille	DK-	5	1:16.218	12.045	5	97,772
18	61	Anne Katrine Nielsen			5	1:16.247	12.074	2	97,735
19	86	Knud Skovgård		DK-	5	1:16.898	12.725	5	96,908
20	98	Carl-Henrik Gustafsson		S-	5	1:17.266	13.093	2	96,446
21	108	Rune Romdal	Suzuki GSXR 750	DK-	2	1:17.328	13.155	1	96,369
22	64	Tony Andersson		S-	5	1:18.340	14.167	5	95,124
23	81	Morten Rugh	suzuki sv 1000	DK-	5	1:18.570	14.397	3	94,845
24	80	Glenn Jakobsen	GSXR 1000	DK-	8	1:18.756	14.583	8	94,621
25	55	Michael Poulsen	R1	DK-	2	1:19.561	15.388	1	93,664
26	117	Rui Martins	yamaha rd350	DK-	5	1:20.418	16.245	4	92,666
27	0	Troels Bertelsen	suzuki sv650	DK-	5	1:20.646	16.473	5	92,404
28	13	Kim Konstatin Solbeck			5	1:20.736	16.563	2	92,301
29	26				5	1:20.787	16.614	2	92,243
30	81	Rene Henriksen			4	1:20.913	16.740	4	92,099
31	111	Josip Zuirovski			5	1:20.944	16.771	5	92,064
32	81	Rene Jakobsen	skramelsuki gsxr1000 k6	DK-	8	1:22.004	17.831	8	90,874
33	60	Steffen Madsen	suzuki gsr600	DK-	1	1:23.093	18.920	1	89,683
34	85	Thomas Scharff		DK-	9	1:23.713	19.540	5	89,018
35	47	Transponder 47			7	1:25.257	21.084	7	87,406
36	198	Karsten Frostholm	Yamaha R-6 årg.2000	DK-	8	1:25.661	21.488	6	86,994
37	70	Stefan Davidsson		S-	4	1:26.952	22.779	4	85,702
38	115	Allan Carlsen	Superduke	DK-	5	1:29.439	25.266	5	83,319
39	38	Claus Melchiorsen		DK-	7	1:29.780	25.607	7	83,003
40	237	Transponder 237			2	1:31.877	27.704	1	81,108
41	19	Niels Jorgensen			7	1:32.904	28.731	4	80,212
42	48	Transponder 48			4	1:33.961	29.788	3	79,310
43	46	Transponder 46			7	1:34.254	30.081	4	79,063

**DM Knutstorp****Sorted on Best Lap time****Green****Knutstorp 2,070 Km****Session 4****29.08.2009 13:20****Practice started at 13:07:57**

Pos	No.	Name	Bike	Nat./Club	Laps	Best Tm	Diff	In Lap	km/h
44	43	Lonnie Ellebye	Suzuki GSXR600	DK-	7	1:34.506	30.333	5	78,852
45	18	Sten Johansen	Suzuki k7 1000	DK-RRH	6	1:34.673	30.500	4	78,713
46	69	Michael Barth	yamaha r6	DK-AMK	7	1:35.147	30.974	6	78,321
47	60	Hans Christian Steffensen	Ducati onster 620 i.e	DK-	5	1:36.210	32.037	3	77,456
48	1	Bo Varny Rasmussen	Suzuki Bandit 600	DK-Team 30	5	1:37.929	33.756	1	76,096
49	4	Peter Leschly			4	1:38.631	34.458	2	75,554
50	59	Jens Langergaard Rasmus	Honda CB 500	DK-Team 30	6	1:39.991	35.818	6	74,527
51	18	Jan Bo Christiansen	Yamaha Fazer 600	DK-Team 30	5	1:40.175	36.002	5	74,390
52	7	Jacob Vejvad			4	1:47.426	43.253	2	69,369
53	66	Rikard Lundin	Yamaha R6	S-Karlskoga MF	2	1:51.701	47.528	1	66,714



DM Knutstorp


Green

Session 4

Practice started at 13:07:57

Knutstorp 2,070 Km

29.08.2009 13:20



Lap	Time of Day	Lap Tm	PT Tm
(30) Martin Iver Pedersen			
1	13:23:21.886	1:47.831	
2	13:25:03.713	1:41.827	
3	13:26:46.612	1:42.899	
4	13:28:29.674	1:43.062	
5	13:30:11.585	1:41.911	
6	13:31:51.254	1:39.669	
7	13:34:44.548	2:53.294	
8	13:35:51.997	1:07.449	
9	13:36:57.682	1:05.685	
10	13:38:02.794	1:05.112	
11	13:39:07.376	1:04.582	
12	13:40:11.549	1:04.173	

Lap	Time of Day	Lap Tm	PT Tm
(44) Rasmus Vendelbo Sørensen			
1	13:23:20.120	1:39.005	
2	13:24:56.614	1:36.494	
3	13:26:34.008	1:37.394	
4	13:28:13.132	1:39.124	
5	13:29:50.543	1:37.411	
6	13:31:28.499	1:37.956	
7	13:34:41.080	3:12.581	
8	13:35:46.336	1:05.256	
9	13:36:51.171	1:04.835	
10	13:37:55.720	1:04.549	
11	13:39:31.571	1:35.851	
12	13:40:36.280	1:04.709	

Lap	Time of Day	Lap Tm	PT Tm
(34) Teddy Lind			
1	13:35:54.650	1:07.110	
2	13:37:01.085	1:06.435	
3	13:38:06.614	1:05.529	
4	13:39:13.782	1:07.168	
5	13:40:19.162	1:05.380	

Lap	Time of Day	Lap Tm	PT Tm
(124) Jannick Golubov			
1	13:36:57.379	1:08.691	
2	13:38:05.076	1:07.697	
3	13:39:14.069	1:08.993	
4	13:40:20.486	1:06.417	

Lap	Time of Day	Lap Tm	PT Tm
(128) Jan Mandelid			
1	13:34:59.877	3:06.378	1:54.101
2	13:36:09.178	1:09.301	
3	13:37:16.907	1:07.729	
4	13:38:24.317	1:07.410	
5	13:39:32.133	1:07.816	
p6	13:40:55.244	1:23.111	

Lap	Time of Day	Lap Tm	PT Tm
(777) Arne Andreassen			
1	13:34:49.155	2:57.162	1:45.975
2	13:35:58.878	1:09.723	
3	13:37:07.481	1:08.603	
4	13:38:17.644	1:10.163	

Lap	Time of Day	Lap Tm	PT Tm
(77) Søren Fuglsang			
1	13:35:55.641	1:09.815	
2	13:37:04.905	1:09.264	
3	13:38:13.905	1:09.000	
4	13:39:23.095	1:09.190	
5	13:40:31.752	1:08.657	

Lap	Time of Day	Lap Tm	PT Tm
(4) Emil Hansen			
1	13:39:09.100	1:09.376	
p2	13:40:28.987	1:19.887	

Lap	Time of Day	Lap Tm	PT Tm
(80018) Transponder 80018			
1	13:10:32.577	1:12.263	
2	13:11:42.389	1:09.812	
3	13:12:52.042	1:09.653	
4	13:14:02.066	1:10.024	
5	13:15:11.553	1:09.487	
6	13:16:22.194	1:10.641	

Lap	Time of Day	Lap Tm	PT Tm
(9) Mike Kristiansen			
1	13:35:53.254	1:09.494	
p2	13:37:12.589	1:19.335	

Lap	Time of Day	Lap Tm	PT Tm
(717) Lars Ehlers			
1	13:36:11.847	1:11.904	
2	13:37:21.834	1:09.987	
3	13:38:31.503	1:09.669	
4	13:39:41.916	1:10.413	
p5	13:41:00.095	1:18.179	

Lap	Time of Day	Lap Tm	PT Tm
(209) Rene Lafort			
1	13:10:26.741	1:12.148	
2	13:11:39.881	1:13.140	
3	13:12:52.029	1:12.148	
4	13:14:05.032	1:13.003	
5	13:15:17.793	1:12.761	
6	13:16:34.356	1:16.563	

Lap	Time of Day	Lap Tm	PT Tm
(91) Niels Henrik Jensen			
1	13:10:33.779	1:15.217	
2	13:11:47.847	1:14.068	
3	13:13:01.056	1:13.209	
4	13:14:14.112	1:13.056	
5	13:15:26.916	1:12.804	
6	13:16:40.108	1:13.192	

Lap	Time of Day	Lap Tm	PT Tm
(225) Martin Nielsen			
1	13:10:29.024	1:14.673	
2	13:11:44.200	1:15.176	
3	13:12:59.110	1:14.910	
4	13:14:14.103	1:14.993	
5	13:15:29.175	1:15.072	
6	13:16:43.242	1:14.067	

Lap	Time of Day	Lap Tm	PT Tm
(43) Mika Henriksen			
1	13:10:34.082	1:16.398	
2	13:11:49.856	1:15.774	
3	13:13:04.444	1:14.588	
4	13:14:19.818	1:15.374	
5	13:15:36.462	1:16.644	
p6	13:17:08.004	1:31.542	

Lap	Time of Day	Lap Tm	PT Tm
(16) Lars Christensen			
1	13:10:43.584	1:18.496	
2	13:12:00.908	1:17.324	
3	13:13:18.251	1:17.343	
4	13:14:34.787	1:16.536	
5	13:15:50.847	1:16.060	

Lap	Time of Day	Lap Tm	PT Tm
(90) René Edelslund			
1	13:10:43.173	1:17.747	
2	13:12:00.906	1:17.733	
3	13:13:18.071	1:17.165	
4	13:14:34.542	1:16.471	
5	13:15:50.760	1:16.218	

Lap	Time of Day	Lap Tm	PT Tm
(61) Anne Katrine Nielsen			
1	13:11:08.132	1:16.533	
2	13:12:24.379	1:16.247	
3	13:13:41.637	1:17.258	
4	13:14:58.949	1:17.312	
5	13:16:15.978	1:17.029	

Lap	Time of Day	Lap Tm	PT Tm
(86) Knud Skovgård			
1	13:10:54.097	1:21.982	
2	13:12:14.081	1:19.984	
3	13:13:34.655	1:20.574	
4	13:14:56.526	1:21.871	
5	13:16:13.424	1:16.898	

Lap	Time of Day	Lap Tm	PT Tm
(98) Carl-Henrik Gustafsson			
1	13:10:53.227	1:20.046	
2	13:12:10.493	1:17.266	
3	13:13:29.504	1:19.011	
4	13:14:50.320	1:20.816	
5	13:16:08.442	1:18.122	

Lap	Time of Day	Lap Tm	PT Tm
(108) Rune Romdal			
1	13:36:16.938	1:17.328	
p2	13:37:39.749	1:22.811	

Lap	Time of Day	Lap Tm	PT Tm
(64) Tony Andersson			
1	13:10:54.819	1:21.740	
2	13:12:15.396	1:20.577	
3	13:13:35.064	1:19.668	
4	13:14:56.831	1:21.767	
5	13:16:15.171	1:18.340	

Lap	Time of Day	Lap Tm	PT Tm
(81) Morten Rugh			
1	13:10:52.366	1:20.979	
2	13:12:12.154	1:19.788	
3	13:13:30.724	1:18.570	
4	13:14:51.435	1:20.711	
5	13:16:11.962	1:20.527	

Lap	Time of Day	Lap Tm	PT Tm
(80) Glenn Jakobsen			
1	13:21:20.406	1:34.796	
2	13:22:45.563	1:25.157	
3	13:24:19.808	1:34.245	
4	13:25:43.635	1:23.827	
5	13:27:06.029	1:22.394	
6	13:28:34.001	1:27.972	
7	13:29:59.422	1:25.421	
8	13:31:18.178	1:18.756	

Lap	Time of Day	Lap Tm	PT Tm
(55) Michael Poulsen			
1	13:15:05.155	1:19.561	
2	13:16:28.728	1:23.573	

Lap	Time of Day	Lap Tm	PT Tm
(117) Rui Martins			
1	13:11:01.929	1:21.843	
2	13:12:24.343	1:22.414	
3	13:13:46.796	1:22.453	
4	13:15:07.214	1:20.418	
5	13:16:29.428	1:22.214	

Lap	Time of Day	Lap Tm	PT Tm
(0) Troels Bertelsen			
1	13:10:48.128	1:21.683	
2	13:12:09.033	1:20.905	
3	13:13:30.064	1:21.031	
4	13:14:52.486	1:22.422	
5	13:16:13.132	1:20.646	



DM Knutstorp

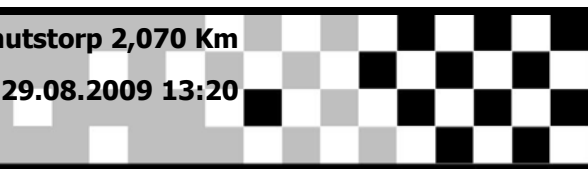
Green

Knutstorp 2,070 Km

Session 4

29.08.2009 13:20

Practice started at 13:07:57



Lap	Time of Day	Lap Tm	PT Tm
(13) Kim Konstatin Solbeck			
1	13:10:47.437	1:20.898	
2	13:12:08.173	1:20.736	
3	13:13:29.320	1:21.147	
4	13:14:50.702	1:21.382	
5	13:16:11.558	1:20.856	

Lap	Time of Day	Lap Tm	PT Tm
(26)			
1	13:10:46.977	1:22.024	
2	13:12:07.764	1:20.787	
3	13:13:28.779	1:21.015	
4	13:14:50.034	1:21.255	
5	13:16:11.069	1:21.035	

Lap	Time of Day	Lap Tm	PT Tm
(81) Rene Henriksen			
1	13:12:33.711	1:23.474	
2	13:13:56.529	1:22.818	
3	13:15:17.595	1:21.066	
4	13:16:38.508	1:20.913	

Lap	Time of Day	Lap Tm	PT Tm
(111) Josip Zuirovski			
1	13:10:45.427	1:21.933	
2	13:12:07.278	1:21.851	
3	13:13:28.465	1:21.187	
4	13:14:49.693	1:21.228	
5	13:16:10.637	1:20.944	

Lap	Time of Day	Lap Tm	PT Tm
(81) Rene Jakobsen			
1	13:21:21.270	1:34.079	
2	13:22:46.843	1:25.573	
3	13:24:19.263	1:32.420	
4	13:25:42.723	1:23.460	
5	13:27:05.334	1:22.611	
6	13:28:33.378	1:28.044	
7	13:29:59.964	1:26.586	
8	13:31:21.968	1:22.004	

Lap	Time of Day	Lap Tm	PT Tm
(60) Steffen Madsen			
1	13:26:53.327	1:23.093	

Lap	Time of Day	Lap Tm	PT Tm
(85) Thomas Scharff			
1	13:19:36.616	9:29.546	8:02.776
2	13:21:04.122	1:27.506	
3	13:22:36.448	1:32.326	
4	13:24:11.739	1:35.291	
5	13:25:35.452	1:23.713	
6	13:27:02.262	1:26.810	
7	13:28:30.083	1:27.821	
8	13:29:54.217	1:24.134	
9	13:31:21.952	1:27.735	

Lap	Time of Day	Lap Tm	PT Tm
(47) Transponder 47			
1	13:22:00.589	1:29.756	
2	13:23:29.948	1:29.359	
3	13:24:58.218	1:28.270	
4	13:26:24.328	1:26.110	
5	13:27:52.813	1:28.485	
6	13:30:47.514	2:54.701	
7	13:32:12.771	1:25.257	

Lap	Time of Day	Lap Tm	PT Tm
(198) Karsten Frostholm			
1	13:21:02.499	1:28.039	
2	13:22:39.246	1:36.747	
3	13:24:21.302	1:42.056	
4	13:26:01.710	1:40.408	

Lap	Time of Day	Lap Tm	PT Tm
5	13:27:29.751	1:28.041	
6	13:28:55.412	1:25.661	
7	13:30:22.734	1:27.322	
8	13:31:55.651	1:32.917	

Lap	Time of Day	Lap Tm	PT Tm
(70) Stefan Davidsson			
1	13:12:35.743	2:55.856	
2	13:14:03.119	1:27.376	
3	13:15:30.659	1:27.540	
4	13:16:57.611	1:26.952	

Lap	Time of Day	Lap Tm	PT Tm
(115) Allan Carlsen			
1	13:25:29.862	1:32.033	
2	13:27:02.067	1:32.205	
3	13:28:33.122	1:31.055	
4	13:30:12.030	1:38.908	
5	13:31:41.469	1:29.439	

Lap	Time of Day	Lap Tm	PT Tm
(38) Claus Melchiorson			
1	13:21:35.403	1:35.074	
2	13:23:13.845	1:38.442	
3	13:24:45.243	1:31.398	
4	13:26:19.743	1:34.500	
5	13:27:58.224	1:38.481	
6	13:29:33.317	1:35.093	
7	13:31:03.097	1:29.780	

Lap	Time of Day	Lap Tm	PT Tm
(237) Transponder 237			
1	13:11:23.161	1:31.877	
p2	13:13:02.834	1:39.673	

Lap	Time of Day	Lap Tm	PT Tm
(19) Niels Jorgensen			
1	13:22:33.704	1:49.577	
2	13:24:19.318	1:45.614	
3	13:26:03.039	1:43.721	
4	13:27:35.943	1:32.904	
5	13:29:15.274	1:39.331	
6	13:30:50.239	1:34.965	
7	13:32:25.124	1:34.885	

Lap	Time of Day	Lap Tm	PT Tm
(48) Transponder 48			
1	13:24:31.222	3:06.500	
2	13:26:05.480	1:34.258	
3	13:27:39.441	1:33.961	
4	13:30:37.734	2:58.293	

Lap	Time of Day	Lap Tm	PT Tm
(46) Transponder 46			
1	13:22:34.382	1:49.696	
2	13:24:20.777	1:46.395	
3	13:26:03.874	1:43.097	
4	13:27:38.128	1:34.254	
5	13:29:13.614	1:35.486	
6	13:30:52.149	1:38.535	
7	13:32:26.679	1:34.530	

Lap	Time of Day	Lap Tm	PT Tm
(43) Lonnie Ellebye			
1	13:22:32.868	1:51.702	
2	13:24:22.264	1:49.396	
3	13:26:04.557	1:42.293	
4	13:27:39.714	1:35.157	
5	13:29:14.220	1:34.506	
6	13:30:51.093	1:36.873	
7	13:32:40.608	1:49.515	

Lap	Time of Day	Lap Tm	PT Tm
(18) Sten Johansen			
1	13:23:13.864	1:39.282	

Lap	Time of Day	Lap Tm	PT Tm
2	13:24:49.348	1:35.484	
3	13:26:24.227	1:34.879	
4	13:27:58.900	1:34.673	
5	13:29:34.582	1:35.682	
6	13:31:11.035	1:36.453	

Lap	Time of Day	Lap Tm	PT Tm
(69) Michael Barth			
1	13:20:41.764	3:04.505	54.009
2	13:22:48.694	2:06.930	
3	13:24:36.385	1:47.691	
4	13:26:19.173	1:42.788	
5	13:27:57.880	1:38.707	
6	13:29:33.027	1:35.147	
7	13:31:10.347	1:37.320	

Lap	Time of Day	Lap Tm	PT Tm
(60) Hans Christian Steffensen			
1	13:21:42.259	1:38.582	
2	13:23:21.354	1:39.095	
3	13:24:57.564	1:36.210	
4	13:26:34.064	1:36.500	
5	13:31:29.692	4:55.628	

Lap	Time of Day	Lap Tm	PT Tm
(1) Bo Varny Rasmussen			
1	13:23:30.374	1:37.929	
2	13:25:11.137	1:40.763	
3	13:26:53.421	1:42.284	
4	13:28:40.498	1:47.077	
p5	13:30:41.165	2:00.667	

Lap	Time of Day	Lap Tm	PT Tm
(4) Peter Leschly			
1	13:25:23.088	5:03.427	
2	13:27:01.719	1:38.631	
3	13:28:41.515	1:39.796	
4	13:30:21.405	1:39.890	

Lap	Time of Day	Lap Tm	PT Tm
(59) Jens Langergaard Rasmussen			
1	13:23:21.821	1:46.267	
2	13:25:05.256	1:43.435	
3	13:26:47.855	1:42.599	
4	13:28:31.022	1:43.167	
5	13:30:12.152	1:41.130	
6	13:31:52.143	1:39.991	

Lap	Time of Day	Lap Tm	PT Tm
(18) Jan Bo Christiansen			
1	13:25:04.458	3:16.857	
2	13:26:47.612	1:43.154	
3	13:28:30.513	1:42.901	
4	13:30:12.211	1:41.698	
5	13:31:52.386	1:40.175	

Lap	Time of Day	Lap Tm	PT Tm
(7) Jacob Vejvad			
1	13:22:31.129	1:49.110	
2	13:24:18.555	1:47.426	
3	13:26:10.330	1:51.775	
p4	13:28:04.634	1:54.304	

Lap	Time of Day	Lap Tm	PT Tm
(66) Rikard Lundin			
1	13:34:51.500	1:51.701	40.538
p2	13:36:09.511	1:18.011	



DM Knutstorp

Sorted on Best Lap time

Green

Knutstorp 2,070 Km

Session 5

29.08.2009 14:40

Practice started at 14:51:14



Pos	No.	Name	Bike	Nat./Club	Laps	Best Tm	Diff	In Lap	km/h
1	80	Glenn Jakobsen	GSXR 1000	DK-	6	1:17.216		2	96,508
2	30	Martin Iver Pedersen	Yamaha R1		4	1:21.725	4.509	1	91,184
3	47	Transponder 47			4	1:22.332	5.116	1	90,512
4	81	Rene Jakobsen	skramelsuki gsxr1000 k6	DK-	6	1:22.783	5.567	2	90,018
5	85	Thomas Scharff		DK-	2	1:24.648	7.432	1	88,035
6	38	Claus Melchiorson		DK-	5	1:25.806	8.590	4	86,847
7	19	Niels Jorgensen			6	1:28.382	11.166	2	84,316
8	115	René Hestbech	Superduke	DK-Team Highsider	4	1:29.392	12.176	1	83,363
9	46	Transponder 46			6	1:30.109	12.893	2	82,700
10	60	Steffen Madsen	suzuki gsr600	DK-	2	1:30.524	13.308	1	82,321
11	198	Karsten Frostholm	Yamaha R-6 årg.2000	DK-	5	1:32.642	15.426	2	80,439
12	18	Sten Johansen	Suzuki k7 1000	DK-RRH	5	1:33.658	16.442	1	79,566
13	69	Michael Barth	yamaha r6	DK-AMK	5	1:34.533	17.317	2	78,830
14	43	Lonnie Ellebye	Suzuki GSXR600	DK-	4	1:37.114	19.898	3	76,735
15	18	Jan Bo Christiansen	Yamaha Fazer 600	DK-Team 30	3	1:37.951	20.735	1	76,079
16	1	Bo Varny Rasmussen	Suzuki Bandit 600	DK-Team 30	3	1:38.190	20.974	1	75,894
17	4	Peter Leschly			4	1:40.342	23.126	1	74,266
18	59	Jens Langergaard Rasmus	Honda CB 500	DK-Team 30	4	1:40.502	23.286	1	74,148
19	60	Hans Christian Steffensen	Ducati onster 620 i.e	DK-	5	1:41.821	24.605	2	73,187



DM Knutstorp

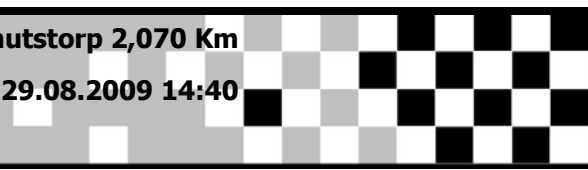
Green

Knutstorp 2,070 Km

Session 5

29.08.2009 14:40

Practice started at 14:51:14



Lap	Time of Day	Lap Tm	PT Tm
(80) Glenn Jakobsen			
1	14:53:53.851	1:20.436	
2	14:55:11.067	1:17.216	
3	14:56:46.022	1:34.955	
4	14:58:14.723	1:28.701	
5	14:59:55.286	1:40.563	
p6	15:01:56.261	2:00.975	

(30) Martin Iver Pedersen			
1	14:54:54.368	1:21.725	
2	14:56:20.871	1:26.503	
3	14:57:44.765	1:23.894	
p4	14:59:23.485	1:38.720	

(47) Transponder 47			
1	14:54:55.031	1:22.332	
2	14:56:21.652	1:26.621	
3	14:57:45.662	1:24.010	
p4	14:59:25.682	1:40.020	

(81) Rene Jakobsen			
1	14:53:57.823	1:23.229	
2	14:55:20.606	1:22.783	
3	14:56:50.667	1:30.061	
4	14:58:16.198	1:25.531	
5	14:59:57.530	1:41.332	
p6	15:01:57.270	1:59.740	

(85) Thomas Scharff			
1	14:53:57.710	1:24.648	
2	14:55:22.540	1:24.830	

(38) Claus Melchiorsen			
1	14:53:53.510	1:28.034	
2	14:55:20.415	1:26.905	
3	14:56:50.184	1:29.769	
4	14:58:15.990	1:25.806	
5	14:59:52.928	1:36.938	

(19) Niels Jorgensen			
1	14:53:05.438	1:33.393	
2	14:54:33.820	1:28.382	
3	14:56:06.753	1:32.933	
4	14:57:43.788	1:37.035	
5	14:59:24.928	1:41.140	
p6	15:01:15.371	1:50.443	

(115) René Hestbech			
1	14:52:49.635	1:29.392	
2	14:54:26.086	1:36.451	
3	14:56:06.450	1:40.364	
4	14:57:45.227	1:38.777	

(46) Transponder 46			
1	14:53:04.145	1:32.272	
2	14:54:34.254	1:30.109	
3	14:56:06.755	1:32.501	
4	14:57:43.448	1:36.693	
5	14:59:24.411	1:40.963	
p6	15:01:13.833	1:49.422	

(60) Steffen Madsen			
1	14:54:17.529	1:30.524	
p2	14:59:21.541	5:04.012	

(198) Karsten Frostholt			
1	14:54:17.259	1:36.976	
2	14:55:49.901	1:32.642	
3	14:57:24.104	1:34.203	
4	14:59:02.007	1:37.903	
p5	15:01:01.702	1:59.695	

(18) Sten Johansen			
1	14:52:49.542	1:33.658	
2	14:54:26.477	1:36.935	
3	14:56:02.634	1:36.157	
4	14:57:43.393	1:40.759	
p5	14:59:41.477	1:58.084	

(69) Michael Barth			
1	14:54:27.121	1:39.630	
2	14:56:01.654	1:34.533	
3	14:57:42.095	1:40.441	
4	14:59:22.920	1:40.825	
p5	15:01:22.041	1:59.121	

(43) Lonnie Ellebye			
1	14:54:42.271	1:39.815	
2	14:56:24.740	1:42.469	
3	14:58:01.854	1:37.114	
p4	15:00:02.450	2:00.596	

(18) Jan Bo Christiansen			
1	14:58:12.472	1:37.951	
2	14:59:57.360	1:44.888	
p3	15:02:03.281	2:05.921	

(1) Bo Varny Rasmussen			
1	14:58:14.915	1:38.190	
2	14:59:59.187	1:44.272	
p3	15:02:01.990	2:02.803	

(4) Peter Leschly			
1	14:55:58.685	1:40.342	
2	14:57:41.811	1:43.126	
3	14:59:24.583	1:42.772	
p4	15:01:27.825	2:03.242	

(59) Jens Langergaard Rasmussen			
1	14:55:58.182	1:40.502	
2	14:57:42.082	1:43.900	
3	14:59:31.327	1:49.245	
p4	15:01:33.267	2:01.940	

(60) Hans Christian Steffensen			
1	14:54:18.823	1:41.889	
2	14:56:00.644	1:41.821	
3	14:57:42.891	1:42.247	
4	14:59:30.260	1:47.369	
p5	15:01:29.211	1:58.951	

**DM Knutstorp****Sorted on Best Lap time**

Green

Knutstorp 2,070 Km

Session 6

29.08.2009 15:40

Practice started at 15:37:44



Pos	No.	Name	Bike	Nat./Club	Laps	Best Tm	Diff	In Lap	km/h
1	59	Martin Coff		DK-	9	1:10.636		4	105,499
2	81	Rene Jakobsen	skramelsuki gsxr1000 k6	DK-	10	1:18.028	7.392	7	95,504
3	30	Martin Iver Pedersen	Yamaha R1		11	1:18.312	7.676	8	95,158
4	80	Glenn Jakobsen	GSXR 1000	DK-	8	1:19.102	8.466	7	94,207
5	47	Transponder 47			10	1:19.389	8.753	8	93,867
6	46	Transponder 46			9	1:20.886	10.250	8	92,130
7	19	Niels Jorgensen			10	1:21.558	10.922	6	91,371
8	60	Steffen Madsen	suzuki gsr600	DK-	3	1:21.699	11.063	2	91,213
9	38	Claus Melchiorson		DK-	8	1:24.758	14.122	6	87,921
10	44	Rasmus Vendelbo Sørense	Yamaha R6	DK-RRKV	8	1:25.119	14.483	1	87,548
11	115	Allan Carlsen	Superduke	DK-	8	1:25.453	14.817	1	87,206
12	18	Jan Bo Christiansen	Yamaha Fazer 600	DK-Team 30	9	1:30.206	19.570	8	82,611
13	43	Lonnie Ellebye	Suzuki GSXR600	DK-	7	1:31.790	21.154	5	81,185
14	198	Karsten Frosthholm	Yamaha R-6 årg.2000	DK-	4	1:33.344	22.708	2	79,834
15	69	Michael Barth	yamaha r6	DK-AMK	9	1:33.981	23.345	7	79,293
16	60	Hans Christian Steffensen	Ducat onster 620 i.e	DK-	8	1:34.138	23.502	7	79,160
17	4	Peter Leschly			6	1:34.235	23.599	6	79,079
18	1	Bo Varny Rasmussen	Suzuki Bandit 600	DK-Team 30	9	1:34.733	24.097	7	78,663
19	59	Jens Langergaard Rasmus	Honda CB 500	DK-Team 30	9	1:36.545	25.909	7	77,187
20	91	Tommy Kruse	Yamaha R6	DK-	5	1:46.553	35.917	5	69,937



DM Knutstorp

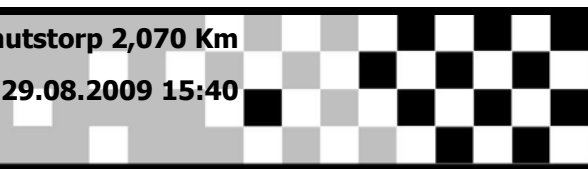
Green

Knutstorp 2,070 Km

Session 6

29.08.2009 15:40

Practice started at 15:37:44



Lap	Time of Day	Lap Tm	PT Tm
(59) Martin Coff			
1	15:45:51.906	1:16.448	
2	15:47:08.079	1:16.173	
3	15:48:27.799	1:19.720	
4	15:49:38.435	1:10.636	
5	15:50:50.345	1:11.910	
6	15:52:12.624	1:22.279	
7	15:53:26.453	1:13.829	
8	15:54:39.077	1:12.624	
9	15:55:57.074	1:17.997	

Lap	Time of Day	Lap Tm	PT Tm
(81) Rene Jakobsen			
1	15:44:30.344	1:21.300	
2	15:45:51.573	1:21.229	
3	15:47:16.873	1:25.300	
4	15:48:41.783	1:24.910	
5	15:50:04.899	1:23.116	
6	15:51:26.554	1:21.655	
7	15:52:44.582	1:18.028	
8	15:54:03.984	1:19.402	
9	15:55:24.161	1:20.177	
10	15:56:44.255	1:20.094	

Lap	Time of Day	Lap Tm	PT Tm
(30) Martin Iver Pedersen			
1	15:43:09.325	1:23.738	
2	15:44:32.031	1:22.706	
3	15:45:53.766	1:21.735	
4	15:47:18.383	1:24.617	
5	15:48:43.038	1:24.655	
6	15:50:05.589	1:22.551	
7	15:51:27.500	1:21.911	
8	15:52:45.812	1:18.312	
9	15:54:07.058	1:21.246	
10	15:55:30.445	1:23.387	
11	15:56:53.711	1:23.266	

Lap	Time of Day	Lap Tm	PT Tm
(80) Glenn Jakobsen			
1	15:44:31.360	1:22.018	
2	15:45:52.528	1:21.168	
3	15:47:17.368	1:24.840	
4	15:48:43.524	1:26.156	
5	15:50:06.239	1:22.715	
6	15:51:28.102	1:21.863	
7	15:52:47.204	1:19.102	
8	15:54:06.462	1:19.258	

Lap	Time of Day	Lap Tm	PT Tm
(47) Transponder 47			
1	15:43:10.072	1:24.092	
2	15:44:32.522	1:22.450	
3	15:45:54.159	1:21.637	
4	15:47:17.793	1:23.634	
5	15:48:42.592	1:24.799	
6	15:50:05.280	1:22.688	
7	15:51:27.241	1:21.961	
8	15:52:46.630	1:19.389	
9	15:54:07.500	1:20.870	
10	15:55:31.891	1:24.391	

Lap	Time of Day	Lap Tm	PT Tm
(46) Transponder 46			
1	15:44:27.541	1:26.555	
2	15:45:51.260	1:23.719	
3	15:47:17.670	1:26.410	
4	15:48:47.720	1:30.050	
5	15:50:18.304	1:30.584	
6	15:51:40.470	1:22.166	

Lap	Time of Day	Lap Tm	PT Tm
7	15:53:06.839	1:26.369	
8	15:54:27.725	1:20.886	
9	15:55:54.383	1:26.658	

Lap	Time of Day	Lap Tm	PT Tm
(19) Niels Jorgensen			
1	15:44:26.309	1:25.925	
2	15:45:50.472	1:24.163	
3	15:47:17.411	1:26.939	
4	15:48:47.572	1:30.161	
5	15:50:16.594	1:29.022	
6	15:51:38.152	1:21.558	
7	15:53:03.996	1:25.844	
8	15:54:25.966	1:21.970	
9	15:55:49.893	1:23.927	
10	15:57:23.599	1:33.706	

Lap	Time of Day	Lap Tm	PT Tm
(60) Steffen Madsen			
1	15:53:19.948	4:27.082	
2	15:54:41.647	1:21.699	
3	15:56:08.117	1:26.470	

Lap	Time of Day	Lap Tm	PT Tm
(38) Claus Melchiorson			
1	15:45:38.488	1:37.917	
2	15:47:06.268	1:27.780	
3	15:48:36.031	1:29.763	
4	15:50:04.754	1:28.723	
5	15:51:35.189	1:30.435	
6	15:52:59.947	1:24.758	
7	15:54:25.084	1:25.137	
8	15:55:55.778	1:30.694	

Lap	Time of Day	Lap Tm	PT Tm
(44) Rasmus Vendelbo Sørensen			
1	15:46:09.894	1:25.119	
2	15:47:36.462	1:26.568	
3	15:49:05.766	1:29.304	
4	15:50:41.477	1:35.711	
5	15:52:29.836	1:48.359	
6	15:53:55.427	1:25.591	
7	15:55:27.072	1:31.645	
8	15:56:54.013	1:26.941	

Lap	Time of Day	Lap Tm	PT Tm
(115) Allan Carlsen			
1	15:46:09.975	1:25.453	
2	15:47:36.913	1:26.938	
3	15:49:05.515	1:28.602	
4	15:50:41.849	1:36.334	
5	15:52:29.102	1:47.253	
6	15:53:57.767	1:28.665	
7	15:55:27.404	1:29.637	
8	15:56:53.329	1:25.925	

Lap	Time of Day	Lap Tm	PT Tm
(18) Jan Bo Christiansen			
1	15:43:41.192	1:36.659	
2	15:45:13.234	1:32.042	
3	15:46:49.283	1:36.049	
4	15:48:30.280	1:40.997	
5	15:50:02.126	1:31.846	
6	15:51:35.077	1:32.951	
7	15:53:07.539	1:32.462	
8	15:54:37.745	1:30.206	
9	15:56:09.871	1:32.126	

Lap	Time of Day	Lap Tm	PT Tm
(43) Lonnie Ellebye			
1	15:47:06.166	1:40.217	
2	15:48:43.565	1:37.399	
3	15:50:37.379	1:53.814	

Lap	Time of Day	Lap Tm	PT Tm
4	15:52:10.756	1:33.377	
5	15:53:42.546	1:31.790	
6	15:55:17.053	1:34.507	
7	15:56:51.419	1:34.366	

Lap	Time of Day	Lap Tm	PT Tm
(198) Karsten Frostholm			
1	15:52:36.901	1:36.127	
2	15:54:10.245	1:33.344	
3	15:55:44.188	1:33.943	
4	15:57:22.219	1:38.031	

Lap	Time of Day	Lap Tm	PT Tm
(69) Michael Barth			
1	15:43:57.936	3:13.380	1:28.021
2	15:45:38.628	1:40.692	
3	15:47:17.320	1:38.692	
4	15:48:52.271	1:34.951	
5	15:50:30.011	1:37.740	
6	15:52:04.160	1:34.149	
7	15:53:38.141	1:33.981	
8	15:55:14.629	1:36.488	
9	15:56:51.173	1:36.544	

Lap	Time of Day	Lap Tm	PT Tm
(60) Hans Christian Steffensen			
1	15:45:41.247	1:41.266	
2	15:47:16.969	1:35.722	
3	15:48:52.610	1:35.641	
4	15:50:38.287	1:45.677	
5	15:52:22.366	1:44.079	
6	15:53:57.059	1:34.693	
7	15:55:31.197	1:34.138	
8	15:57:05.477	1:34.280	

Lap	Time of Day	Lap Tm	PT Tm
(4) Peter Leschly			
1	15:47:13.431	3:14.362	
2	15:48:51.255	1:37.824	
3	15:50:37.952	1:46.697	
4	15:52:24.367	1:46.415	
5	15:53:54.030	3:09.663	
6	15:57:08.265	1:34.235	

Lap	Time of Day	Lap Tm	PT Tm
(1) Bo Varny Rasmussen			
1	15:43:32.541	1:35.817	
2	15:45:11.271	1:38.730	
3	15:46:47.439	1:36.168	
4	15:48:31.658	1:44.219	
5	15:50:38.340	2:06.682	
6	15:52:21.347	1:43.007	
7	15:53:56.080	1:34.733	
8	15:55:32.029	1:35.949	
9	15:57:07.763	1:35.734	

Lap	Time of Day	Lap Tm	PT Tm
(59) Jens Langergaard Rasmussen			
1	15:43:44.729	1:41.110	
2	15:45:23.016	1:38.287	
3	15:47:01.682	1:38.666	
4	15:48:40.089	1:38.407	
5	15:50:19.798	1:39.709	
6	15:51:58.422	1:38.624	
7	15:53:34.967	1:36.545	
8	15:55:11.565	1:36.598	
9	15:56:50.109	1:38.544	

Lap	Time of Day	Lap Tm	PT Tm
(91) Tommy Kruse			
1	15:48:40.648	2:01.757	
2	15:50:37.256	1:56.608	
3	15:52:29.993	1:52.737	



DM Knutstorp

Green Knutstorp 2,070 Km

Session 6 29.08.2009 15:40

Practice started at 15:37:44

Lap	Time of Day	Lap Tm	PT Tm	Lap	Time of Day	Lap Tm	PT Tm	Lap	Time of Day	Lap Tm	PT Tm
4	15:54:17.384	1:47.391									
5	15:56:03.937	1:46.553									