



## DM Knutstorp

Sorted on Best Lap time

Blue

Knutstorp 2,070 Km

Session 1 Quali.

29.08.2009 09:30

Qualify started at 9:32:50

Pos	No.	Name	Bike	Nat./Club	Laps	Best Tm	Diff	In Lap	km/h
1	84	Thomas Slott	R6	DK-Team30-Lillevang	8	1:11.478		6	104,256
2	209	Rene Lafort			8	1:12.003	0.525	8	103,496
3	75	Mikkel Kjærstrup	Yamaha rd350 (evt. tzt250/rg50)	DK-	8	1:12.083	0.605	6	103,381
4	50	Mattias Elensjö	cbr1000-05	S-Anderstorp RC	8	1:13.003	1.525	8	102,078
5	98	Carl-Henrik Gustafsson		S-	8	1:13.129	1.651	5	101,902
6	91	Niels Henrik Jensen	suzuki gsxr 1000	DK-	9	1:13.294	1.816	5	101,673
7	13	Jonas Dalager			9	1:13.943	2.465	2	100,780
8	44	Tommy Nielsen			8	1:14.062	2.584	4	100,618
9	17	John Strand			8	1:14.952	3.474	8	99,424
10	55	Michael Poulsen	R1	DK-	8	1:14.980	3.502	8	99,387
11	81	Morten Rugh	suzuki sv 1000	DK-	8	1:15.391	3.913	8	98,845
12	69	Mads Odgaard			9	1:15.396	3.918	6	98,838
13	51	Niels Yde	Yamaha YZF750R	DK-	6	1:15.584	4.106	3	98,592
14	83	Niels Jorgensen			8	1:16.285	4.807	8	97,686
15	88	Kristofer Andersson		DK-	8	1:16.698	5.220	6	97,160
16	13	Kim Konstatin Solbeck			8	1:16.799	5.321	8	97,033
17	26	Transponder 26			8	1:17.501	6.023	7	96,154
18	203	Transponder 203			8	1:17.501	6.023	8	96,154
19	70	Michael Skindersø	Yamaha R6	DK-	8	1:17.641	6.163	7	95,980
20	81	Rene Henriksen			7	1:17.792	6.314	5	95,794
21	207	Transponder 207			8	1:18.414	6.936	7	95,034
22	208	Transponder 208			8	1:19.425	7.947	8	93,824
23	237	Transponder 237			8	1:19.884	8.406	8	93,285
24	57	Michael Bengsten			8	1:20.255	8.777	7	92,854
25	50	Transponder 50			5	1:20.465	8.987	5	92,612
26	111	Josip Zuirovski			8	1:20.483	9.005	7	92,591
27	64	Tony Andersson		S-	8	1:20.488	9.010	8	92,585
28	0	Troels Bertelsen	suzuki sv650	DK-	8	1:20.507	9.029	8	92,563
29	86	Knud Skovgård		DK-	2	1:20.594	9.116	2	92,463
30	8	Morten Lymark	Honda VFR750	DK-	3	1:21.291	9.813	2	91,671
31	117	Rui Martins	yamaha rd350	DK-	7	1:25.284	13.806	6	87,379
32	70	Stefan Davidsson		S-	6	1:26.143	14.665	4	86,507

### Announcements

Weather: Cloudy and dry

Official Timing by [www.motorsport-events.se](http://www.motorsport-events.se):

Orbits 4

Clerk of the course: Jan Soerensen

[www.amb-it.com](http://www.amb-it.com)

Jury President: Jesper Holm

[www.mylaps.com](http://www.mylaps.com)

Anslagen:

Licensed to: Motorsport Events

Printed: 30.08.2009 08:51:40



# DM Knutstorp

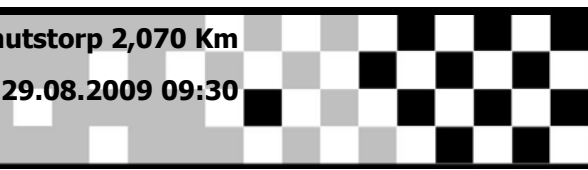
Blue

Knutstorp 2,070 Km

Session 1 Quali.

29.08.2009 09:30

Qualify started at 9:32:50



Lap	Time of Day	Lap Tm	PT Tm
<b>(84) Thomas Slott</b>			
1	9:38:11.816	<b>1:16.838</b>	
2	9:39:25.603	<b>1:13.787</b>	
3	9:40:39.068	<b>1:13.465</b>	
4	9:41:53.130	<b>1:14.062</b>	
5	9:43:07.160	<b>1:14.030</b>	
6	9:44:18.638	<b>1:11.478</b>	
7	9:45:32.660	1:14.022	
p8	9:46:58.202	1:25.542	

Lap	Time of Day	Lap Tm	PT Tm
<b>(209) Rene Lafort</b>			
1	9:37:06.199	1:31.747	
2	9:38:28.683	1:22.484	
3	9:39:50.282	1:21.599	
4	9:41:08.141	1:17.859	
5	9:42:25.056	1:16.915	
6	9:43:39.802	1:14.746	
7	9:44:52.534	1:12.732	
8	9:46:04.537	<b>1:12.003</b>	

Lap	Time of Day	Lap Tm	PT Tm
<b>(75) Mikkel Kjørstrup</b>			
1	9:37:07.222	1:17.636	
2	9:38:25.534	1:18.312	
3	9:39:38.960	1:13.426	
4	9:40:51.445	1:12.485	
5	9:42:03.821	1:12.376	
6	9:43:15.904	<b>1:12.083</b>	
7	9:44:28.392	1:12.488	
p8	9:45:52.202	1:23.810	

Lap	Time of Day	Lap Tm	PT Tm
<b>(50) Mattias Elensjö</b>			
1	9:37:32.786	1:29.294	
2	9:38:55.768	1:22.982	
3	9:40:11.751	1:15.983	
4	9:41:26.754	1:15.003	
5	9:42:45.676	1:18.922	
6	9:44:02.907	1:17.231	
7	9:45:16.278	1:13.371	
8	9:46:29.281	<b>1:13.003</b>	

Lap	Time of Day	Lap Tm	PT Tm
<b>(98) Carl-Henrik Gustafsson</b>			
1	9:37:06.580	1:29.409	
2	9:38:26.424	1:19.844	
3	9:39:44.046	1:17.622	
4	9:41:00.282	1:16.236	
5	9:42:13.411	<b>1:13.129</b>	
6	9:43:44.308	1:30.897	
7	9:45:00.417	1:16.109	
8	9:46:17.173	1:16.756	

Lap	Time of Day	Lap Tm	PT Tm
<b>(91) Niels Henrik Jensen</b>			
1	9:37:03.817	1:26.580	
2	9:38:19.416	1:15.599	
3	9:39:33.759	1:14.343	
4	9:40:47.721	1:13.962	
5	9:42:01.015	<b>1:13.294</b>	
6	9:43:15.124	1:14.109	
7	9:44:29.094	1:13.970	
8	9:45:43.377	1:14.283	
9	9:46:59.379	1:16.002	

Lap	Time of Day	Lap Tm	PT Tm
<b>(13) Jonas Dalager</b>			
1	9:36:27.275	1:14.618	
2	9:37:41.218	<b>1:13.943</b>	
3	9:38:57.823	1:16.605	

Lap	Time of Day	Lap Tm	PT Tm
4	9:40:12.595	<b>1:14.772</b>	
5	9:41:27.971	<b>1:15.376</b>	
6	9:42:42.755	<b>1:14.784</b>	
7	9:43:59.486	<b>1:16.731</b>	
8	9:45:14.068	<b>1:14.582</b>	
9	9:46:29.770	<b>1:15.702</b>	

Lap	Time of Day	Lap Tm	PT Tm
<b>(44) Tommy Nielsen</b>			
1	9:36:49.978	<b>1:19.156</b>	
2	9:38:05.587	<b>1:15.609</b>	
3	9:39:20.360	<b>1:14.773</b>	
4	9:40:34.422	<b>1:14.062</b>	
5	9:41:49.782	1:15.360	
6	9:43:04.176	1:14.394	
7	9:44:18.263	1:14.087	
p8	9:45:45.158	1:26.895	

Lap	Time of Day	Lap Tm	PT Tm
<b>(17) John Strand</b>			
1	9:37:05.681	1:30.017	
2	9:38:25.628	1:19.947	
3	9:39:45.262	1:19.634	
4	9:41:03.031	1:17.769	
5	9:42:19.399	1:16.368	
6	9:43:36.978	1:17.579	
7	9:44:51.951	1:14.973	
8	9:46:06.903	<b>1:14.952</b>	

Lap	Time of Day	Lap Tm	PT Tm
<b>(55) Michael Poulsen</b>			
1	9:37:08.293	1:26.258	
2	9:38:33.045	1:24.752	
3	9:39:48.701	1:15.656	
4	9:41:05.694	1:16.993	
5	9:42:21.649	1:15.955	
6	9:43:39.290	1:17.641	
7	9:44:56.714	1:17.424	
8	9:46:11.694	<b>1:14.980</b>	

Lap	Time of Day	Lap Tm	PT Tm
<b>(81) Morten Rugh</b>			
1	9:37:16.781	1:25.483	
2	9:38:39.721	1:22.940	
3	9:40:01.969	1:22.248	
4	9:41:23.036	1:21.067	
5	9:42:43.448	1:20.412	
6	9:44:02.770	1:19.322	
7	9:45:19.180	1:16.410	
8	9:46:34.571	<b>1:15.391</b>	

Lap	Time of Day	Lap Tm	PT Tm
<b>(69) Mads Odgaard</b>			
1	9:36:41.685	1:20.711	
2	9:37:59.175	1:17.490	
3	9:39:17.474	1:18.299	
4	9:40:33.675	1:16.201	
5	9:41:51.627	1:17.952	
6	9:43:07.023	<b>1:15.396</b>	
7	9:44:22.635	1:15.612	
8	9:45:40.192	1:17.557	
9	9:47:00.040	1:19.848	

Lap	Time of Day	Lap Tm	PT Tm
<b>(51) Niels Yde</b>			
1	9:39:19.485	1:21.727	
2	9:40:37.455	1:17.970	
3	9:41:53.039	<b>1:15.584</b>	
4	9:43:14.598	1:21.559	
5	9:44:32.626	1:18.028	
6	9:45:54.671	1:22.045	

Lap	Time of Day	Lap Tm	PT Tm
<b>(83) Niels Jorgensen</b>			
1	9:37:06.533	<b>1:32.713</b>	
2	9:38:32.456	<b>1:25.923</b>	
3	9:39:53.928	<b>1:21.472</b>	
4	9:41:13.650	<b>1:19.722</b>	
5	9:42:33.097	<b>1:19.447</b>	
6	9:43:52.792	<b>1:19.695</b>	
7	9:45:09.490	<b>1:16.698</b>	
8	9:46:25.775	<b>1:16.285</b>	

Lap	Time of Day	Lap Tm	PT Tm
<b>(88) Kristofer Andersson</b>			
1	9:36:54.963	1:23.747	
2	9:38:15.435	1:20.472	
3	9:39:33.617	1:18.182	
4	9:40:51.141	1:17.524	
5	9:42:07.876	1:16.735	
6	9:43:24.574	<b>1:16.698</b>	
7	9:44:44.046	1:19.472	
8	9:46:03.378	1:19.332	

Lap	Time of Day	Lap Tm	PT Tm
<b>(13) Kim Konstatin Solbeck</b>			
1	9:37:08.507	1:30.130	
2	9:38:35.355	1:26.848	
3	9:39:57.675	1:22.320	
4	9:41:16.715	1:19.040	
5	9:42:34.946	1:18.231	
6	9:43:54.198	1:19.252	
7	9:45:11.540	1:17.342	
8	9:46:28.339	<b>1:16.799</b>	

Lap	Time of Day	Lap Tm	PT Tm
<b>(26) Transponder 26</b>			
1	9:37:04.711	1:30.019	
2	9:38:23.978	1:19.267	
3	9:39:44.210	1:20.232	
4	9:41:03.439	1:19.229	
5	9:42:21.495	1:18.056	
6	9:43:39.151	1:17.656	
7	9:44:56.652	<b>1:17.501</b>	
8	9:46:16.926	1:20.274	

Lap	Time of Day	Lap Tm	PT Tm
<b>(203) Transponder 203</b>			
1	9:37:10.923	1:29.662	
2	9:38:37.041	1:26.118	
3	9:39:58.321	1:21.280	
4	9:41:19.990	1:21.669	
5	9:42:38.252	1:18.262	
6	9:43:57.043	1:18.791	
7	9:45:15.527	1:18.484	
8	9:46:33.028	<b>1:17.501</b>	

Lap	Time of Day	Lap Tm	PT Tm
<b>(70) Michael Skindersø</b>			
1	9:36:57.738	1:22.985	
2	9:38:20.919	1:23.181	
3	9:39:40.393	1:19.474	
4	9:41:00.464	1:20.071	
5	9:42:19.109	1:18.645	
6	9:43:38.729	1:19.620	
7	9:44:56.370	<b>1:17.641</b>	
8	9:46:16.192	1:19.822	

Lap	Time of Day	Lap Tm	PT Tm
<b>(81) Rene Henriksen</b>			
1	9:37:03.157	1:29.779	
2	9:38:35.003	1:31.846	
3	9:39:57.252	1:22.249	
4	9:41:16.152	1:18.900	
5	9:42:33.944	<b>1:17.792</b>	



# DM Knutstorp

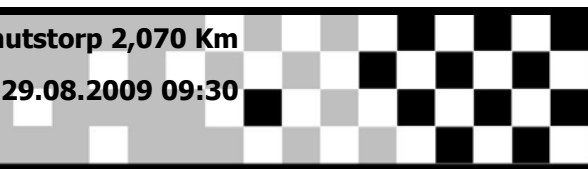
Blue

Knutstorp 2,070 Km

Session 1 Quali.

29.08.2009 09:30

Qualify started at 9:32:50



Lap	Time of Day	Lap Tm	PT Tm
6	9:43:53.768	<b>1:19.824</b>	
p7	9:45:54.992	<b>2:01.224</b>	

(207) Transponder 207

1	9:37:05.211	<b>1:28.253</b>	
2	9:38:28.283	<b>1:23.072</b>	
3	9:39:48.524	<b>1:20.241</b>	
4	9:41:07.939	<b>1:19.415</b>	
5	9:42:26.991	<b>1:19.052</b>	
6	9:43:46.058	<b>1:19.067</b>	
7	9:45:04.472	<b>1:18.414</b>	
8	9:46:23.112	1:18.640	

(208) Transponder 208

1	9:37:22.774	1:27.916	
2	9:38:48.327	1:25.553	
3	9:40:11.624	1:23.297	
4	9:41:35.539	1:23.915	
5	9:42:57.336	1:21.797	
6	9:44:18.396	1:21.060	
7	9:45:40.215	1:21.819	
8	9:46:59.640	<b>1:19.425</b>	

(237) Transponder 237

1	9:37:14.198	1:25.796	
2	9:38:40.002	1:25.804	
3	9:40:03.057	1:23.055	
4	9:41:24.244	1:21.187	
5	9:42:46.931	1:22.687	
6	9:44:07.212	1:20.281	
7	9:45:27.913	1:20.701	
8	9:46:47.797	<b>1:19.884</b>	

(57) Michael Bengsten

1	9:37:11.658	1:29.651	
2	9:38:38.338	1:26.680	
3	9:40:00.780	1:22.442	
4	9:41:22.209	1:21.429	
5	9:42:45.621	1:23.412	
6	9:44:08.720	1:23.099	
7	9:45:28.975	<b>1:20.255</b>	
8	9:46:49.284	1:20.309	

(50) Transponder 50

1	9:37:08.108	1:31.636	
2	9:38:34.387	1:26.279	
3	9:44:03.021	5:28.634	
4	9:45:24.063	1:21.042	
5	9:46:44.528	<b>1:20.465</b>	

(111) Josip Zuirovski

1	9:37:10.030	1:29.583	
2	9:38:36.622	1:26.592	
3	9:40:00.005	1:23.383	
4	9:41:21.448	1:21.443	
5	9:42:42.660	1:21.212	
6	9:44:04.206	1:21.546	
7	9:45:24.689	<b>1:20.483</b>	
8	9:46:45.194	1:20.505	

(64) Tony Andersson

1	9:37:12.859	1:25.955	
2	9:38:38.913	1:26.054	
3	9:40:01.379	1:22.466	
4	9:41:22.326	1:20.947	
5	9:42:43.043	1:20.717	

Lap	Time of Day	Lap Tm	PT Tm
6	9:44:04.708	<b>1:21.665</b>	
7	9:45:25.794	<b>1:21.086</b>	
8	9:46:46.282	<b>1:20.488</b>	

(0) Troels Bertelsen

1	9:37:07.524	1:32.022	
2	9:38:34.825	1:27.301	
3	9:39:58.310	1:23.485	
4	9:41:20.526	1:22.216	
5	9:42:41.729	1:21.203	
6	9:44:03.672	1:21.943	
7	9:45:24.346	1:20.674	
8	9:46:44.853	<b>1:20.507</b>	

(86) Knud Skovgård

1	9:36:55.592	1:21.308	
2	9:38:16.186	<b>1:20.594</b>	

(8) Morten Lymark

1	9:42:38.477	7:03.374	
2	9:43:59.768	<b>1:21.291</b>	
3	9:46:39.895	2:40.127	

(117) Rui Martins

1	9:37:32.551	1:30.449	
2	9:39:00.502	1:27.951	
3	9:40:25.789	1:25.287	
4	9:41:51.689	1:25.900	
5	9:43:18.362	1:26.673	
6	9:44:43.646	<b>1:25.284</b>	
7	9:46:09.346	1:25.700	

(70) Stefan Davidsson

1	9:37:27.294	1:29.277	
2	9:38:55.674	1:28.380	
3	9:40:23.712	1:28.038	
4	9:41:49.855	<b>1:26.143</b>	
5	9:43:17.082	1:27.227	
6	9:46:08.544	2:51.462	



# DM Knutstorp

Sorted on Best Lap time

Blue

Knutstorp 2,070 Km

Session 2 Quali.

29.08.2009 10:30

Qualify started at 10:31:41

Pos	No.	Name	Bike	Nat./Club	Laps	Best Tm	Diff	In Lap	km/h
1	209	Rene Lafort			9	1:10.645		4	105,485
2	12	Brian Ørnkjold		DK-	9	1:11.124	0.479	8	104,775
3	91	Niels Henrik Jensen	suzuki gsxr 1000	DK-	9	1:11.680	1.035	5	103,962
4	84	Thomas Slott	R6	DK-Team30-Lillevang	9	1:12.344	1.699	2	103,008
5	13	Jonas Dalager			9	1:12.367	1.722	8	102,975
6	203	Transponder 203			9	1:12.922	2.277	8	102,191
7	69	Mads Odgaard			9	1:13.004	2.359	8	102,077
8	51	Jacob Brene			9	1:13.133	2.488	8	101,897
9	98	Carl-Henrik Gustafsson		S-	9	1:13.355	2.710	3	101,588
10	55	Michael Poulsen	R1	DK-	9	1:13.520	2.875	3	101,360
11	88	Kristofer Andersson		DK-	9	1:13.855	3.210	8	100,900
12	43	Mika Henriksen			9	1:14.345	3.700	9	100,235
13	51	Niels Yde	Yamaha YZF750R	DK-	8	1:14.449	3.804	8	100,095
14	44	Rasmus Vendelbo Sørense	Yamaha R6	DK-RRKV	8	1:14.461	3.816	8	100,079
15	81	Morten Rugh	suzuki sv 1000	DK-	9	1:14.665	4.020	9	99,806
16	13	Kim Konstatin Solbeck			9	1:15.630	4.985	9	98,532
17	83	Niels Jorgensen			5	1:16.019	5.374	4	98,028
18	74	Rene Andersen	honda 600 rr	DK-team 30-team lillevang	8	1:16.048	5.403	8	97,991
19	999	Morten Møller	Ducati	DK-	9	1:16.074	5.429	8	97,957
20	90	René Edelslund	Aprillia RSV Mille	DK-	9	1:16.458	5.813	8	97,465
21	86	Knud Skovgård		DK-	4	1:16.696	6.051	2	97,163
22	97	Casper Remmer			8	1:17.482	6.837	5	96,177
23	208	Transponder 208			8	1:17.492	6.847	8	96,165
24	70	Michael Skindersø	Yamaha R6	DK-	9	1:17.713	7.068	8	95,891
25	111	Josip Zuirovski			9	1:18.001	7.356	8	95,537
26	0	Troels Bertelsen	suzuki sv650	DK-	9	1:18.186	7.541	8	95,311
27	64	Tony Andersson		S-	8	1:18.754	8.109	5	94,624
28	81	Rene Henriksen			6	1:19.836	9.191	4	93,341
29	82	Kim Schjøttz	Yamaha r6 2005	DK-	4	1:21.311	10.666	1	91,648
30	70	Stefan Davidsson		S-	6	1:24.218	13.573	6	88,485
31	8	Morten Lymark	Honda VFR750	DK-	2	5:18.525	4:07.880	2	23,395

## Announcements

Weather: Cloudy and dry

Official Timing by [www.motorsport-events.se](http://www.motorsport-events.se):

Orbits 4

Clerk of the course: Jan Soerensen

[www.amb-it.com](http://www.amb-it.com)

Jury President: Jesper Holm

[www.mylaps.com](http://www.mylaps.com)

Anslagen:

Licensed to: Motorsport Events

Printed: 30.08.2009 08:52:17



# DM Knutstorp

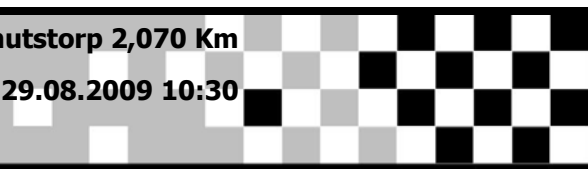
Blue

Knutstorp 2,070 Km

Session 2 Quali.

29.08.2009 10:30

Qualify started at 10:31:41



Lap	Time of Day	Lap Tm	PT Tm
<b>(209) Rene Lafort</b>			
1	10:35:53.827	1:12.796	
2	10:37:05.883	1:12.056	
3	10:38:16.885	1:11.002	
4	10:39:27.530	1:10.645	
5	10:40:39.912	1:12.382	
6	10:41:51.158	1:11.246	
7	10:43:04.399	1:13.241	
8	10:44:17.303	1:12.904	
9	10:45:29.936	1:12.633	

Lap	Time of Day	Lap Tm	PT Tm
<b>(69) Mads Odgaard</b>			
1	10:35:57.651	1:13.853	
2	10:37:11.147	1:13.496	
3	10:38:24.952	1:13.805	
4	10:39:38.821	1:13.869	
5	10:40:53.250	1:14.429	
6	10:42:09.655	1:16.405	
7	10:43:24.362	1:14.707	
8	10:44:37.366	1:13.004	
9	10:45:50.472	1:13.106	

Lap	Time of Day	Lap Tm	PT Tm
<b>(51) Niels Yde</b>			
1	10:37:02.821	1:21.366	
2	10:38:18.892	1:16.071	
3	10:39:38.576	1:19.684	
4	10:40:54.736	1:16.160	
5	10:42:13.285	1:18.549	
6	10:43:27.992	1:14.707	
7	10:44:42.736	1:14.744	
8	10:45:57.185	1:14.449	

Lap	Time of Day	Lap Tm	PT Tm
<b>(12) Brian Ørnskjold</b>			
1	10:36:36.700	1:22.908	
2	10:37:56.523	1:19.823	
3	10:39:14.791	1:18.268	
4	10:40:27.144	1:12.353	
5	10:41:38.605	1:11.461	
6	10:42:51.311	1:12.706	
7	10:44:02.616	1:11.305	
8	10:45:13.740	1:11.124	
9	10:46:25.113	1:11.373	

Lap	Time of Day	Lap Tm	PT Tm
<b>(51) Jacob Brene</b>			
1	10:36:16.982	1:16.158	
2	10:37:31.843	1:14.861	
3	10:38:45.228	1:13.385	
4	10:39:59.898	1:14.670	
5	10:41:13.978	1:14.080	
6	10:42:32.046	1:18.068	
7	10:43:45.371	1:13.325	
8	10:44:58.504	1:13.133	
9	10:46:12.264	1:13.760	

Lap	Time of Day	Lap Tm	PT Tm
<b>(44) Rasmus Vendelbo Sørensen</b>			
1	10:36:44.700	1:24.970	
2	10:38:08.307	1:23.607	
3	10:39:24.193	1:15.886	
4	10:40:40.091	1:15.898	
5	10:42:05.261	1:25.170	
6	10:43:24.689	1:19.428	
7	10:44:42.807	1:18.118	
8	10:45:57.268	1:14.461	

Lap	Time of Day	Lap Tm	PT Tm
<b>(91) Niels Henrik Jensen</b>			
1	10:36:08.788	1:15.210	
2	10:37:21.862	1:13.074	
3	10:38:34.219	1:12.357	
4	10:39:46.499	1:12.280	
5	10:40:58.179	1:11.680	
6	10:42:10.964	1:12.785	
7	10:43:24.606	1:13.642	
8	10:44:36.310	1:11.704	
9	10:45:48.034	1:11.724	

Lap	Time of Day	Lap Tm	PT Tm
<b>(98) Carl-Henrik Gustafsson</b>			
1	10:36:11.555	1:16.115	
2	10:37:27.017	1:15.462	
3	10:38:40.372	1:13.355	
4	10:39:53.739	1:13.367	
5	10:41:09.549	1:15.810	
6	10:42:24.172	1:14.623	
7	10:43:37.915	1:13.743	
8	10:44:52.003	1:14.088	
9	10:46:07.086	1:15.083	

Lap	Time of Day	Lap Tm	PT Tm
<b>(81) Morten Rugh</b>			
1	10:36:12.555	1:17.549	
2	10:37:27.551	1:14.996	
3	10:38:44.275	1:16.724	
4	10:39:59.869	1:15.594	
5	10:41:14.909	1:15.040	
6	10:42:35.492	1:20.583	
7	10:43:53.489	1:17.997	
8	10:45:08.553	1:15.064	
9	10:46:23.218	1:14.665	

Lap	Time of Day	Lap Tm	PT Tm
<b>(84) Thomas Slott</b>			
1	10:37:00.068	1:13.914	
2	10:38:12.412	1:12.344	
3	10:39:26.430	1:14.018	
4	10:40:43.094	1:16.664	
5	10:41:57.102	1:14.008	
6	10:43:11.802	1:14.700	
7	10:44:25.624	1:13.822	
8	10:45:40.514	1:14.890	
9	10:46:58.039	1:17.525	

Lap	Time of Day	Lap Tm	PT Tm
<b>(55) Michael Poulsen</b>			
1	10:36:09.412	1:15.402	
2	10:37:24.067	1:14.655	
3	10:38:37.587	1:13.520	
4	10:39:51.537	1:13.950	
5	10:41:05.808	1:14.271	
6	10:42:21.610	1:15.802	
7	10:43:36.940	1:15.330	
8	10:44:51.097	1:14.157	
9	10:46:06.511	1:15.414	

Lap	Time of Day	Lap Tm	PT Tm
<b>(13) Kim Konstatin Solbeck</b>			
1	10:36:14.210	1:17.361	
2	10:37:32.685	1:18.475	
3	10:38:50.013	1:17.328	
4	10:40:06.063	1:16.050	
5	10:41:22.248	1:16.185	
6	10:42:38.595	1:16.347	
7	10:43:56.649	1:18.054	
8	10:45:12.392	1:15.743	
9	10:46:28.022	1:15.630	

Lap	Time of Day	Lap Tm	PT Tm
<b>(13) Jonas Dalager</b>			
1	10:36:06.470	1:13.713	
2	10:37:19.624	1:13.154	
3	10:38:32.766	1:13.142	
4	10:39:45.882	1:13.116	
5	10:40:59.240	1:13.358	
6	10:42:14.711	1:15.471	
7	10:43:29.045	1:14.334	
8	10:44:41.412	1:12.367	
p9	10:46:01.538	1:20.126	

Lap	Time of Day	Lap Tm	PT Tm
<b>(88) Kristofer Andersson</b>			
1	10:36:46.211	1:22.819	
2	10:38:05.613	1:19.402	
3	10:39:22.417	1:16.804	
4	10:40:36.984	1:14.567	
5	10:41:50.899	1:13.915	
6	10:43:07.895	1:16.996	
7	10:44:22.084	1:14.189	
8	10:45:35.939	1:13.855	
9	10:46:51.831	1:15.892	

Lap	Time of Day	Lap Tm	PT Tm
<b>(83) Niels Jørgensen</b>			
1	10:36:45.835	1:24.473	
2	10:38:08.093	1:22.258	
3	10:39:25.166	1:17.073	
4	10:40:41.185	1:16.019	
p5	10:42:55.018	2:13.833	

Lap	Time of Day	Lap Tm	PT Tm
<b>(203) Transponder 203</b>			
1	10:36:15.292	1:17.727	
2	10:37:32.700	1:17.408	
3	10:38:48.314	1:15.614	
4	10:40:02.804	1:14.490	
5	10:41:15.733	1:12.929	
6	10:42:35.101	1:19.368	
7	10:43:50.329	1:15.228	
8	10:45:03.251	1:12.922	
9	10:46:17.595	1:14.344	

Lap	Time of Day	Lap Tm	PT Tm
<b>(43) Mika Henriksen</b>			
1	10:36:13.990	1:18.608	
2	10:37:30.767	1:16.777	
3	10:38:46.489	1:15.722	
4	10:40:01.824	1:15.335	
5	10:41:17.722	1:15.898	
6	10:42:36.740	1:19.018	
7	10:43:55.602	1:18.862	
8	10:45:10.369	1:14.767	
9	10:46:24.714	1:14.345	

Lap	Time of Day	Lap Tm	PT Tm
<b>(74) Rene Andersen</b>			
1	10:36:38.941	1:21.070	
2	10:37:58.958	1:20.017	
3	10:39:17.981	1:19.023	
4	10:40:36.883	1:18.902	
5	10:41:54.799	1:17.916	
6	10:43:11.662	1:16.863	
7	10:44:29.131	1:17.469	
8	10:45:45.179	1:16.048	

Lap	Time of Day	Lap Tm	PT Tm
<b>(999) Morten Møller</b>			
1	10:36:29.397	1:20.974	
2	10:37:49.826	1:20.429	
3	10:39:08.436	1:18.610	
4	10:40:27.452	1:19.016	
5	10:41:45.777	1:18.325	

Official Timing by [www.motorsport-events.se](http://www.motorsport-events.se):

Orbits 4

Clerk of the course: Jan Soerensen

[www.amb-it.com](http://www.amb-it.com)

Jury President: Jesper Holm

[www.mylaps.com](http://www.mylaps.com)

Anslagen:

Licensed to: Motorsport Events

Printed: 30.08.2009 08:52:27

Page 1/2



# DM Knutstorp

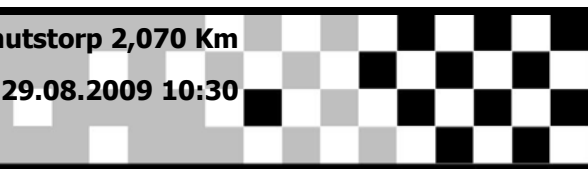
Blue

Knutstorp 2,070 Km

Session 2 Quali.

29.08.2009 10:30

Qualify started at 10:31:41



Lap	Time of Day	Lap Tm	PT Tm
6	10:43:02.831	1:17.054	
7	10:44:20.179	1:17.348	
8	10:45:36.253	1:16.074	
9	10:46:55.220	1:18.967	

Lap	Time of Day	Lap Tm	PT Tm
2	10:37:39.820	1:19.043	
3	10:38:59.105	1:19.285	
4	10:40:17.950	1:18.845	
5	10:41:36.938	1:18.988	
6	10:42:57.087	1:20.149	
7	10:44:15.334	1:18.247	
8	10:45:33.520	1:18.186	
9	10:46:52.512	1:18.992	

Lap	Time of Day	Lap Tm	PT Tm
-----	-------------	--------	-------

(90) René Edelslund

1	10:36:37.552	1:19.318	
2	10:37:57.026	1:19.474	
3	10:39:13.729	1:16.703	
4	10:40:32.185	1:18.456	
5	10:41:49.933	1:17.748	
6	10:43:07.020	1:17.087	
7	10:44:23.856	1:16.836	
8	10:45:40.314	1:16.458	
9	10:46:58.099	1:17.785	

(64) Tony Andersson

1	10:36:26.150	1:21.021	
2	10:37:46.798	1:20.648	
3	10:39:06.278	1:19.480	
4	10:40:25.882	1:19.604	
5	10:41:44.636	1:18.754	
6	10:43:04.019	1:19.383	
7	10:44:23.465	1:19.446	
8	10:45:42.901	1:19.436	

(86) Knud Skovgård

1	10:39:49.127	5:02.165	
2	10:41:05.823	1:16.696	
3	10:44:54.788	3:48.965	
4	10:46:11.836	1:17.048	

(81) Rene Henriksen

1	10:36:45.281	1:23.703	
2	10:38:05.413	1:20.132	
3	10:39:25.826	1:20.413	
4	10:40:45.662	1:19.836	
5	10:42:06.090	1:20.428	
p6	10:43:31.779	1:25.689	

(97) Casper Remmer

1	10:36:36.649	1:22.900	
2	10:37:56.324	1:19.675	
3	10:39:15.116	1:18.792	
4	10:40:33.291	1:18.175	
5	10:41:50.773	1:17.482	
6	10:43:09.366	1:18.593	
7	10:44:30.262	1:20.896	
8	10:45:50.539	1:20.277	

(82) Kim Schiøtz

1	10:41:13.392	1:21.311	
2	10:42:34.880	1:21.488	
3	10:43:57.501	1:22.621	
4	10:45:23.762	1:26.261	

(208) Transponder 208

1	10:36:32.431	1:22.665	
2	10:37:52.719	1:20.288	
3	10:39:12.334	1:19.615	
4	10:40:31.457	1:19.123	
5	10:41:49.645	1:18.188	
6	10:43:08.086	1:18.441	
7	10:44:26.411	1:18.325	
8	10:45:43.903	1:17.492	

(70) Stefan Davidsson

1	10:38:12.526	2:54.128	
2	10:41:05.875	2:53.349	
3	10:42:30.922	1:25.047	
4	10:43:56.758	1:25.836	
5	10:45:23.499	1:26.741	
6	10:46:47.717	1:24.218	

(70) Michael Skindersø

1	10:36:23.577	1:20.237	
2	10:37:43.066	1:19.489	
3	10:39:02.134	1:19.068	
4	10:40:21.461	1:19.327	
5	10:41:40.902	1:19.441	
6	10:42:59.580	1:18.678	
7	10:44:17.646	1:18.066	
8	10:45:35.359	1:17.713	
9	10:46:54.099	1:18.740	

(8) Morten Lymark

1	10:40:52.929	5:32.492	
2	10:46:11.454	5:18.525	

(111) Josip Zuirovski

1	10:36:19.857	1:19.552	
2	10:37:39.113	1:19.256	
3	10:38:58.309	1:19.196	
4	10:40:17.349	1:19.040	
5	10:41:36.153	1:18.804	
6	10:42:56.227	1:20.074	
7	10:44:14.623	1:18.396	
8	10:45:32.624	1:18.001	
9	10:46:51.509	1:18.885	

(0) Troels Bertelsen

1	10:36:20.777	1:19.259	
---	--------------	----------	--



# DM Knutstorp

Sorted on Best Lap time

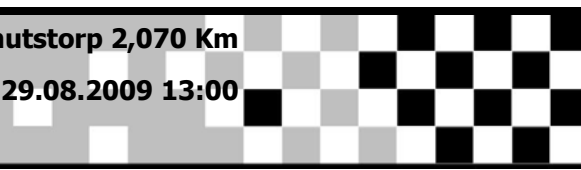
Blue

Knutstorp 2,070 Km

Session 4

29.08.2009 13:00

Practice started at 13:01:35



Pos	No.	Name	Bike	Nat./Club	Laps	Best Tm	Diff	In Lap	km/h
1	018	Transponder 80018			2	1:13.027		1	102,044
2	12	Brian Ørnkjold		DK-	3	1:17.019	3.992	2	96,755
3	91	Niels Henrik Jensen	suzuki gsxr 1000	DK-	2	1:17.199	4.172	1	96,530
4	51	Jacob Brene			2	1:17.839	4.812	1	95,736
5	209	Rene Lafort			3	1:18.599	5.572	2	94,810
6	225	Martin Nielsen	KTM RC8	DK-	2	1:18.947	5.920	1	94,392
7	43	Mika Henriksen			2	1:19.745	6.718	1	93,448
8	98	Carl-Henrik Gustafsson		S-	3	1:19.938	6.911	2	93,222
9	90	René Edelslund	Aprillia RSV Mille	DK-	2	1:20.357	7.330	1	92,736
10	64	Tony Andersson		S-	3	1:21.371	8.344	2	91,581
11	70	Michael Skindersø	Yamaha R6	DK-	2	1:22.019	8.992	1	90,857
12	13	Kim Konstatin Solbeck			2	1:23.131	10.104	1	89,642
13	74	Rene Andersen	honda 600 rr	DK-team 30-team lillevang	2	1:23.431	10.404	1	89,319
14	97	Casper Remmer			3	1:24.099	11.072	2	88,610
15	81	Rene Henriksen			3	1:24.151	11.124	2	88,555
16	208	Transponder 208			3	1:24.372	11.345	2	88,323
17	27	Per Petersen	Honda cbr 600	DK-Road-Race.dk	2	1:25.028	12.001	1	87,642
18	111	Josip Zuirovski			2	1:25.656	12.629	1	86,999
19	83	Niels Jorgensen			3	1:25.954	12.927	2	86,698
20	70	Stefan Davidsson		S-	2	1:29.929	16.902	1	82,865
21	999	Morten Møller	Ducati	DK-	2	1:36.560	23.533	1	77,175





# DM Knutstorp

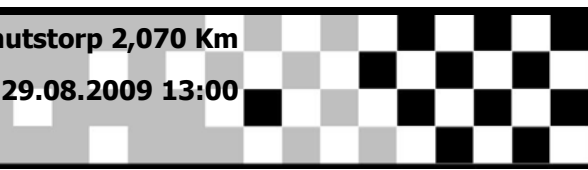
Blue

Knutstorp 2,070 Km

Session 4

29.08.2009 13:00

Practice started at 13:01:35



Lap	Time of Day	Lap Tm	PT Tm
-----	-------------	--------	-------

(80018) Transponder 80018

1	13:04:00.256	1:13.027	
p2	13:05:24.795	1:24.539	

(12) Brian Ørnskjold

1	13:03:25.825	1:22.490	
2	13:04:42.844	1:17.019	
p3	13:06:28.021	1:45.177	

(91) Niels Henrik Jensen

1	13:03:54.839	1:17.199	
p2	13:05:31.672	1:36.833	

(51) Jacob Brene

1	13:04:06.738	1:17.839	
p2	13:05:38.165	1:31.427	

(209) Rene Lafort

1	13:03:32.959	1:18.915	
2	13:04:51.558	1:18.599	
p3	13:06:41.080	1:49.522	

(225) Martin Nielsen

1	13:04:00.459	1:18.947	
p2	13:05:34.359	1:33.900	

(43) Mika Henriksen

1	13:04:10.300	1:19.745	
p2	13:05:39.172	1:28.872	

(98) Carl-Henrik Gustafsson

1	13:03:06.689	1:20.482	
2	13:04:26.627	1:19.938	
p3	13:06:09.103	1:42.476	

(90) René Edelslund

1	13:04:08.418	1:20.357	
p2	13:05:40.508	1:32.090	

(64) Tony Andersson

1	13:03:12.705	1:27.392	
2	13:04:34.076	1:21.371	
p3	13:06:21.836	1:47.760	

(70) Michael Skindersø

1	13:04:12.637	1:22.019	
p2	13:05:51.184	1:38.547	

(13) Kim Konstatin Solbeck

1	13:03:59.911	1:23.131	
2	13:05:24.768	1:24.857	

(74) Rene Andersen

1	13:04:47.964	1:23.431	
p2	13:06:44.682	1:56.718	

(97) Casper Remmer

1	13:03:30.426	1:27.240	
2	13:04:54.525	1:24.099	
p3	13:06:48.305	1:53.780	

(81) Rene Henriksen

1	13:03:21.201	1:29.583	
2	13:04:45.352	1:24.151	
p3	13:06:32.702	1:47.350	

Lap	Time of Day	Lap Tm	PT Tm
-----	-------------	--------	-------

(208) Transponder 208

1	13:03:06.267	1:28.113	
2	13:04:30.639	1:24.372	
p3	13:06:21.123	1:50.484	

(27) Per Petersen

1	13:04:47.449	1:25.028	
p2	13:06:43.242	1:55.793	

(111) Josip Zuirovski

1	13:03:49.556	1:25.656	
p2	13:05:29.613	1:40.057	

(83) Niels Jorgensen

1	13:03:21.125	1:29.856	
2	13:04:47.079	1:25.954	
p3	13:06:35.807	1:48.728	

(70) Stefan Davidsson

1	13:03:14.056	1:29.929	
p2	13:06:31.705	3:17.649	

(999) Morten Møller

1	13:04:00.223	1:36.560	
p2	13:05:49.752	1:49.529	



**DM Knutstorp****Sorted on Best Lap time****Blue****Knutstorp 2,070 Km****Session 5****29.08.2009 15:00****Practice started at 15:02:37**

Pos	No.	Name	Bike	Nat./Club	Laps	Best Tm	Diff	In Lap	km/h
<b>1</b>	<b>51</b>	<b>Jacob Brene</b>			9	<b>1:13.888</b>		9	100,855
2	43	Mika Henriksen			12	<b>1:14.434</b>	<b>0.546</b>	9	100,116
3	225	Martin Nielsen	KTM RC8	DK-	12	<b>1:15.859</b>	<b>1.971</b>	10	98,235
4	209	Rene Lafort			5	<b>1:16.150</b>	<b>2.262</b>	5	97,859
5	91	Niels Henrik Jensen	suzuki gsxr 1000	DK-	11	<b>1:16.433</b>	<b>2.545</b>	10	97,497
6	98	Carl-Henrik Gustafsson		S-	9	<b>1:16.751</b>	<b>2.863</b>	5	97,093
7	90	René Edelslund	Aprillia RSV Mille	DK-	12	<b>1:16.877</b>	<b>2.989</b>	12	96,934
8	55	Michael Poulsen	R1	DK-	6	<b>1:17.282</b>	<b>3.394</b>	4	96,426
9	12	Brian Ørnkjold		DK-	12	<b>1:17.566</b>	<b>3.678</b>	8	96,073
10	64	Tony Andersson		S-	11	<b>1:18.204</b>	<b>4.316</b>	11	95,289
11	208	Transponder 208			10	<b>1:19.317</b>	<b>5.429</b>	9	93,952
12	111	Josip Zuirovski			9	<b>1:20.318</b>	<b>6.430</b>	9	92,781
13	97	Casper Remmer			10	<b>1:21.196</b>	<b>7.308</b>	7	91,778
14	13	Kim Konstatin Solbeck			12	<b>1:22.181</b>	<b>8.293</b>	10	90,678
15	8	Morten Lymark	Honda VFR750	DK-	11	<b>1:22.383</b>	<b>8.495</b>	11	90,456
16	83	Niels Jorgensen			8	<b>1:22.668</b>	<b>8.780</b>	5	90,144
17	70	Michael Skindersø	Yamaha R6	DK-	11	<b>1:25.409</b>	<b>11.521</b>	11	87,251
18	999	Morten Møller	Ducati	DK-	11	<b>1:26.835</b>	<b>12.947</b>	11	85,818
19	70	Stefan Davidsson		S-	8	<b>1:27.108</b>	<b>13.220</b>	5	85,549
20	26	Per Rydström			10	<b>1:28.001</b>	<b>14.113</b>	9	84,681



# DM Knutstorp

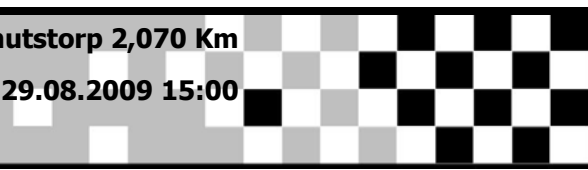
Blue

Knutstorp 2,070 Km

Session 5

29.08.2009 15:00

Practice started at 15:02:37



Lap	Time of Day	Lap Tm	PT Tm
<b>(51) Jacob Brene</b>			
1	15:10:38.467	<b>1:36.605</b>	
2	15:12:04.465	<b>1:25.998</b>	
3	15:13:25.249	<b>1:20.784</b>	
4	15:14:44.548	<b>1:19.299</b>	
5	15:16:01.948	<b>1:17.400</b>	
6	15:17:18.285	<b>1:16.337</b>	
7	15:18:33.079	<b>1:14.794</b>	
8	15:19:48.778	<b>1:15.699</b>	
9	15:21:02.666	<b>1:13.888</b>	

Lap	Time of Day	Lap Tm	PT Tm
<b>(43) Mika Henriksen</b>			
1	15:07:41.587	1:29.603	
2	15:09:04.066	1:22.479	
3	15:10:24.163	1:20.097	
4	15:11:42.588	1:18.425	
5	15:12:59.027	1:16.439	
6	15:14:13.962	1:14.935	
7	15:15:29.865	1:15.903	
8	15:16:44.552	1:14.687	
9	15:17:58.986	<b>1:14.434</b>	
10	15:19:17.315	1:18.329	
11	15:20:34.460	1:17.145	
p12	15:22:07.997	1:33.537	

Lap	Time of Day	Lap Tm	PT Tm
<b>(225) Martin Nielsen</b>			
1	15:06:24.344	1:37.295	
2	15:08:00.678	1:36.334	
3	15:09:30.261	1:29.583	
4	15:10:54.428	1:24.167	
5	15:12:16.122	1:21.694	
6	15:13:35.805	1:19.683	
7	15:14:55.679	1:19.874	
8	15:16:17.917	1:22.238	
9	15:17:35.529	1:17.612	
10	15:18:51.388	<b>1:15.859</b>	
11	15:20:09.551	1:18.163	
12	15:21:28.054	1:18.503	

Lap	Time of Day	Lap Tm	PT Tm
<b>(209) Rene Lafort</b>			
1	15:16:20.493	1:21.451	
2	15:17:38.924	1:18.431	
3	15:18:56.587	1:17.663	
4	15:20:15.196	1:18.609	
5	15:21:31.346	<b>1:16.150</b>	

Lap	Time of Day	Lap Tm	PT Tm
<b>(91) Niels Henrik Jensen</b>			
1	15:08:11.792	2:50.527	<b>1:00.832</b>
2	15:09:47.630	1:35.838	
3	15:11:15.608	1:27.978	
4	15:12:38.491	1:22.883	
5	15:13:59.027	1:20.536	
6	15:15:17.469	1:18.442	
7	15:16:36.393	1:18.924	
8	15:17:53.622	1:17.229	
9	15:19:12.265	1:18.643	
10	15:20:28.698	<b>1:16.433</b>	
p11	15:21:53.701	1:25.003	

Lap	Time of Day	Lap Tm	PT Tm
<b>(98) Carl-Henrik Gustafsson</b>			
1	15:10:39.826	1:37.104	
2	15:12:05.930	1:26.104	
3	15:13:26.128	1:20.198	
4	15:14:48.672	1:22.544	
5	15:16:05.423	<b>1:16.751</b>	

Lap	Time of Day	Lap Tm	PT Tm
6	15:17:22.676	<b>1:17.253</b>	
7	15:18:41.202	<b>1:18.526</b>	
8	15:19:58.203	<b>1:17.001</b>	
9	15:21:18.280	<b>1:20.077</b>	

Lap	Time of Day	Lap Tm	PT Tm
<b>(90) René Edelslund</b>			
1	15:06:29.169	<b>1:38.603</b>	
2	15:08:03.901	<b>1:34.732</b>	
3	15:09:34.556	<b>1:30.655</b>	
4	15:10:59.131	<b>1:24.575</b>	
5	15:12:19.815	<b>1:20.684</b>	
6	15:13:40.350	<b>1:20.535</b>	
7	15:14:59.034	<b>1:18.684</b>	
8	15:16:20.104	<b>1:21.070</b>	
9	15:17:38.631	<b>1:18.527</b>	
10	15:18:56.592	<b>1:17.961</b>	
11	15:20:14.318	<b>1:17.726</b>	
12	15:21:31.195	<b>1:16.877</b>	

Lap	Time of Day	Lap Tm	PT Tm
<b>(55) Michael Poulsen</b>			
1	15:14:59.718	1:17.808	
2	15:16:20.515	1:20.797	
3	15:17:42.157	1:21.642	
4	15:18:59.439	<b>1:17.282</b>	
5	15:20:17.100	1:17.661	
p6	15:21:52.666	1:35.566	

Lap	Time of Day	Lap Tm	PT Tm
<b>(12) Brian Ørnskjold</b>			
1	15:06:14.704	1:29.867	
2	15:07:39.988	1:25.284	
3	15:09:06.886	1:26.898	
4	15:10:31.846	1:24.960	
5	15:11:51.818	1:19.972	
6	15:13:10.827	1:19.009	
7	15:14:29.217	1:18.390	
8	15:15:46.783	<b>1:17.566</b>	
9	15:17:07.750	1:20.967	
10	15:18:29.448	1:21.698	
11	15:19:52.612	1:23.164	
12	15:21:18.688	1:26.076	

Lap	Time of Day	Lap Tm	PT Tm
<b>(64) Tony Andersson</b>			
1	15:06:51.669	1:47.594	
2	15:08:33.543	1:41.874	
3	15:10:06.728	1:33.185	
4	15:11:32.376	1:25.648	
5	15:12:55.262	1:22.886	
6	15:14:18.040	1:22.778	
7	15:15:37.959	1:19.919	
8	15:17:00.080	1:22.121	
9	15:18:19.309	1:19.229	
10	15:19:38.566	1:19.257	
11	15:20:56.770	<b>1:18.204</b>	

Lap	Time of Day	Lap Tm	PT Tm
<b>(208) Transponder 208</b>			
1	15:08:15.597	1:34.770	
2	15:09:46.976	1:31.379	
3	15:11:12.872	1:25.896	
4	15:12:37.735	1:24.863	
5	15:14:00.203	1:22.468	
6	15:15:23.019	1:22.816	
7	15:16:44.256	1:21.237	
8	15:18:05.263	1:21.007	
9	15:19:24.580	<b>1:19.317</b>	
10	15:20:43.989	1:19.409	

Lap	Time of Day	Lap Tm	PT Tm
<b>(111) Josip Zuirovski</b>			
1	15:10:40.271	<b>1:37.105</b>	
2	15:12:07.796	<b>1:27.525</b>	
3	15:13:31.368	<b>1:23.572</b>	
4	15:14:56.781	<b>1:25.413</b>	
5	15:16:20.026	<b>1:23.245</b>	
6	15:17:46.849	<b>1:26.823</b>	
7	15:19:12.154	<b>1:25.305</b>	
8	15:20:32.626	<b>1:20.472</b>	
9	15:21:52.944	<b>1:20.318</b>	

Lap	Time of Day	Lap Tm	PT Tm
<b>(97) Casper Remmer</b>			
1	15:08:34.038	1:39.144	
2	15:10:07.560	1:33.522	
3	15:11:33.799	1:26.239	
4	15:12:57.040	1:23.241	
5	15:14:23.093	1:26.053	
6	15:15:46.700	1:23.607	
7	15:17:07.896	<b>1:21.196</b>	
8	15:18:29.715	1:21.819	
9	15:19:53.505	1:23.790	
10	15:21:18.957	1:25.452	

Lap	Time of Day	Lap Tm	PT Tm
<b>(13) Kim Konstatin Solbeck</b>			
1	15:06:14.694	1:33.743	
2	15:07:47.234	1:32.540	
3	15:09:17.056	1:29.822	
4	15:10:44.915	1:27.859	
5	15:12:08.717	1:23.802	
6	15:13:31.884	1:23.167	
7	15:14:55.664	1:23.780	
8	15:16:19.112	1:23.448	
9	15:17:42.144	1:23.032	
10	15:19:04.325	<b>1:22.181</b>	
11	15:20:27.206	1:22.881	
12	15:21:49.804	1:22.598	

Lap	Time of Day	Lap Tm	PT Tm
<b>(8) Morten Lymark</b>			
1	15:06:55.565	1:44.126	
2	15:08:37.945	1:42.380	
3	15:10:10.652	1:32.707	
4	15:11:41.313	1:30.661	
5	15:13:08.795	1:27.482	
6	15:14:33.312	1:24.517	
7	15:15:58.270	1:24.958	
8	15:17:20.954	1:22.684	
9	15:18:45.056	1:24.102	
10	15:20:08.803	1:23.747	
11	15:21:31.186	<b>1:22.383</b>	

Lap	Time of Day	Lap Tm	PT Tm
<b>(83) Niels Jorgensen</b>			
1	15:10:28.016	1:26.127	
2	15:11:57.247	1:29.231	
3	15:13:21.280	1:24.033	
4	15:14:48.694	1:27.414	
5	15:16:11.362	<b>1:22.668</b>	
6	15:17:53.586	1:42.224	
7	15:19:16.577	1:22.991	
8	15:20:43.470	1:26.893	

Lap	Time of Day	Lap Tm	PT Tm
<b>(70) Michael Skindersø</b>			
1	15:06:23.950	1:38.261	
2	15:08:00.405	1:36.455	
3	15:09:34.606	1:34.201	
4	15:11:07.306	1:32.700	
5	15:12:38.642	1:31.336	



# DM Knutstorp

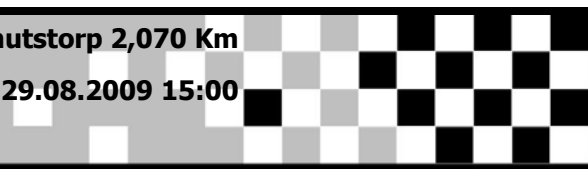
Blue

Knutstorp 2,070 Km

Session 5

29.08.2009 15:00

Practice started at 15:02:37



Lap	Time of Day	Lap Tm	PT Tm	Lap	Time of Day	Lap Tm	PT Tm	Lap	Time of Day	Lap Tm	PT Tm
6	15:14:06.332	1:27.690									
7	15:15:33.688	1:27.356									
8	15:17:00.067	1:26.379									
9	15:18:26.518	1:26.451									
10	15:19:52.684	1:26.166									
11	15:21:18.093	1:25.409									

(999) Morten Møller

1	15:06:34.091	1:42.391	
2	15:08:14.359	1:40.268	
3	15:09:50.370	1:36.011	
4	15:11:22.856	1:32.486	
5	15:12:52.931	1:30.075	
6	15:14:23.464	1:30.533	
7	15:15:52.679	1:29.215	
8	15:17:21.775	1:29.096	
9	15:18:48.993	1:27.218	
10	15:20:17.056	1:28.063	
11	15:21:43.891	1:26.835	

(70) Stefan Davidsson

p1	15:07:00.630	1:55.698	
2	15:10:26.917	3:26.287	1:52.793
3	15:11:57.115	1:30.198	
4	15:13:25.255	1:28.140	
5	15:14:52.363	1:27.108	
6	15:16:19.781	1:27.418	
7	15:17:48.187	1:28.406	
8	15:19:15.491	1:27.304	

(26) Per Rydström

1	15:06:55.248	1:49.150	
2	15:08:38.062	1:42.814	
3	15:10:14.657	1:36.595	
4	15:11:48.790	1:34.133	
5	15:13:19.352	1:30.562	
6	15:14:49.362	1:30.010	
7	15:16:18.188	1:28.826	
8	15:17:46.274	1:28.086	
9	15:19:14.275	1:28.001	
10	15:20:42.966	1:28.691	



# DM Knutstorp

Sorted on Best Lap time

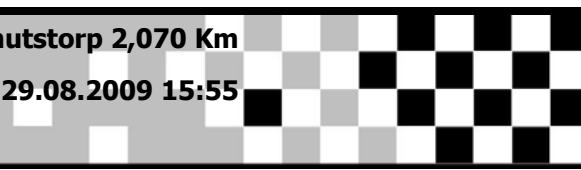
Blue

Knutstorp 2,070 Km

Session 6

29.08.2009 15:55

Practice started at 15:58:27



Pos	No.	Name	Bike	Nat./Club	Laps	Best Tm	Diff	In Lap	km/h
1	12	Brian Ørnkjold		DK-	7	1:11.957		5	103,562
2	91	Niels Henrik Jensen	suzuki gsxr 1000	DK-	7	1:12.123	0.166	5	103,323
3	13	Jonas Dalager			7	1:13.720	1.763	1	101,085
4	51	Jacob Brene			6	1:14.534	2.577	5	99,981
5	98	Carl-Henrik Gustafsson		S-	7	1:14.585	2.628	5	99,913
6	81	Morten Rugh	suzuki sv 1000	DK-	6	1:14.780	2.823	3	99,652
7	43	Mika Henriksen			6	1:14.863	2.906	6	99,542
8	225	Martin Nielsen	KTM RC8	DK-	4	1:14.994	3.037	3	99,368
9	90	René Edelslund	Aprillia RSV Mille	DK-	6	1:15.227	3.270	6	99,060
10	88	Kristofer Andersson		DK-	6	1:15.315	3.358	4	98,944
11	55	Michael Poulsen	R1	DK-	4	1:15.609	3.652	4	98,560
12	86	Knud Skovgård		DK-	6	1:15.690	3.733	6	98,454
13	27	Per Petersen	Honda cbr 600	DK-Road-Race.dk	7	1:16.462	4.505	6	97,460
14	209	Rene Lafort			2	1:16.815	4.858	2	97,012
15	51	Niels Yde	Yamaha YZF750R	DK-	5	1:17.348	5.391	3	96,344
16	64	Tony Andersson		S-	6	1:18.038	6.081	5	95,492
17	81	Rene Henriksen			6	1:18.870	6.913	6	94,485
18	13	Kim Konstatin Solbeck			6	1:18.982	7.025	6	94,351
19	208	Transponder 208			6	1:19.026	7.069	4	94,298
20	8	Morten Lymark	Honda VFR750	DK-	6	1:20.186	8.229	6	92,934
21	74	Rene Andersen	honda 600 rr	DK-team 30-team lillevang	4	1:20.229	8.272	2	92,884
22	83	Niels Jorgensen			6	1:20.333	8.376	4	92,764
23	0	Troels Bertelsen	suzuki sv650	DK-	6	1:20.841	8.884	3	92,181
24	77	Anders Næstved		DK-	6	1:20.904	8.947	5	92,109
25	111	Josip Zuirovski			6	1:21.047	9.090	6	91,947
26	70	Michael Skindersø	Yamaha R6	DK-	6	1:21.270	9.313	4	91,694
27	97	Casper Remmer			6	1:21.384	9.427	1	91,566
28	82	Kim Schjøttz	Yamaha r6 2005	DK-	4	1:21.688	9.731	4	91,225
29	999	Morten Møller	Ducati	DK-	6	1:24.492	12.535	5	88,198
30	70	Stefan Davidsson		S-	4	1:25.360	13.403	4	87,301
31	26	Per Rydström			5	1:26.402	14.445	2	86,248

### Announcements

Weather: Cloudy and dry



# DM Knutstorp

Blue

Session 6

Practice started at 15:58:27

Knutstorp 2,070 Km

29.08.2009 15:55



Lap	Time of Day	Lap Tm	PT Tm
<b>(12) Brian Ørnskjold</b>			
1	16:04:21.306	<b>1:13.293</b>	
2	16:05:33.968	<b>1:12.662</b>	
3	16:06:47.038	<b>1:13.070</b>	
4	16:08:01.429	<b>1:14.391</b>	
5	16:09:13.386	<b>1:11.957</b>	
6	16:10:25.382	1:11.996	
p7	16:12:12.671	1:47.289	

Lap	Time of Day	Lap Tm	PT Tm
<b>(91) Niels Henrik Jensen</b>			
1	16:04:21.898	1:14.468	
2	16:05:34.614	1:12.716	
3	16:06:47.345	1:12.731	
4	16:08:01.765	1:14.420	
5	16:09:13.888	<b>1:12.123</b>	
6	16:10:27.560	1:13.672	
7	16:11:39.922	1:12.362	

Lap	Time of Day	Lap Tm	PT Tm
<b>(13) Jonas Dalager</b>			
1	16:03:55.675	<b>1:13.720</b>	
2	16:05:13.396	1:17.721	
3	16:06:29.049	1:15.653	
4	16:07:43.542	1:14.493	
5	16:08:58.804	1:15.262	
6	16:10:12.800	1:13.996	
7	16:11:26.764	1:13.964	

Lap	Time of Day	Lap Tm	PT Tm
<b>(51) Jacob Brene</b>			
1	16:03:52.552	1:15.572	
2	16:05:07.946	1:15.394	
3	16:06:24.523	1:16.577	
4	16:07:39.308	1:14.785	
5	16:08:53.842	<b>1:14.534</b>	
6	16:10:47.852	1:54.010	

Lap	Time of Day	Lap Tm	PT Tm
<b>(98) Carl-Henrik Gustafsson</b>			
1	16:04:16.034	1:18.162	
2	16:05:32.441	1:16.407	
3	16:06:48.169	1:15.728	
4	16:08:08.544	1:20.375	
5	16:09:23.129	<b>1:14.585</b>	
6	16:10:38.556	1:15.427	
p7	16:12:15.933	1:37.377	

Lap	Time of Day	Lap Tm	PT Tm
<b>(81) Morten Rugh</b>			
1	16:04:25.175	1:18.236	
2	16:05:41.622	1:16.447	
3	16:06:56.402	<b>1:14.780</b>	
4	16:08:14.201	1:17.799	
5	16:09:33.342	1:19.141	
6	16:10:49.442	1:16.100	

Lap	Time of Day	Lap Tm	PT Tm
<b>(43) Mika Henriksen</b>			
1	16:05:19.511	1:16.016	
2	16:06:36.489	1:16.978	
3	16:07:52.389	1:15.900	
4	16:09:09.202	1:16.813	
5	16:10:24.859	1:15.657	
6	16:11:39.722	<b>1:14.863</b>	

Lap	Time of Day	Lap Tm	PT Tm
<b>(225) Martin Nielsen</b>			
1	16:07:39.116	1:16.619	
2	16:08:56.453	1:17.337	
3	16:10:11.447	<b>1:14.994</b>	
4	16:11:29.375	1:17.928	

Lap	Time of Day	Lap Tm	PT Tm
<b>(90) René Edelslund</b>			
1	16:04:36.189	<b>1:17.396</b>	
2	16:05:58.221	<b>1:22.032</b>	
3	16:07:15.619	<b>1:17.398</b>	
4	16:08:30.981	<b>1:15.362</b>	
5	16:09:47.111	<b>1:16.130</b>	
6	16:11:02.338	<b>1:15.227</b>	

Lap	Time of Day	Lap Tm	PT Tm
<b>(88) Kristofer Andersson</b>			
1	16:05:02.446	1:18.425	
2	16:06:21.737	1:19.291	
3	16:07:37.486	1:15.749	
4	16:08:52.801	<b>1:15.315</b>	
5	16:10:10.812	1:18.011	
6	16:11:27.328	1:16.516	

Lap	Time of Day	Lap Tm	PT Tm
<b>(55) Michael Poulsen</b>			
1	16:07:40.790	1:16.757	
2	16:08:58.648	1:17.858	
3	16:10:14.616	1:15.968	
4	16:11:30.225	<b>1:15.609</b>	

Lap	Time of Day	Lap Tm	PT Tm
<b>(86) Knud Skovgård</b>			
1	16:04:34.508	1:26.342	
2	16:05:58.456	1:23.948	
3	16:07:15.841	1:17.385	
4	16:08:34.814	1:18.973	
5	16:09:51.325	1:16.511	
6	16:11:07.015	<b>1:15.690</b>	

Lap	Time of Day	Lap Tm	PT Tm
<b>(27) Per Petersen</b>			
1	16:04:06.256	1:20.342	
2	16:05:25.293	1:19.037	
3	16:06:45.619	1:20.326	
4	16:08:04.756	1:19.137	
5	16:09:21.849	1:17.093	
6	16:10:38.311	<b>1:16.462</b>	
p7	16:12:14.299	1:35.988	

Lap	Time of Day	Lap Tm	PT Tm
<b>(209) Rene Lafort</b>			
1	16:10:05.815	1:18.048	
2	16:11:22.630	<b>1:16.815</b>	

Lap	Time of Day	Lap Tm	PT Tm
<b>(51) Niels Yde</b>			
1	16:06:14.864	3:03.283	<b>25.745</b>
2	16:07:35.099	1:20.235	
3	16:08:52.447	<b>1:17.348</b>	
4	16:10:10.343	1:17.896	
5	16:11:28.532	1:18.189	

Lap	Time of Day	Lap Tm	PT Tm
<b>(64) Tony Andersson</b>			
1	16:05:17.774	1:23.711	
2	16:06:39.236	1:21.462	
3	16:07:57.557	1:18.321	
4	16:09:18.163	1:20.606	
5	16:10:36.201	<b>1:18.038</b>	
p6	16:12:12.392	1:36.191	

Lap	Time of Day	Lap Tm	PT Tm
<b>(81) Rene Henriksen</b>			
1	16:05:01.248	1:24.706	
2	16:06:21.786	1:20.538	
3	16:07:44.387	1:22.601	
4	16:09:08.618	1:24.231	
5	16:10:28.333	1:19.715	
6	16:11:47.203	<b>1:18.870</b>	

Lap	Time of Day	Lap Tm	PT Tm
<b>(13) Kim Konstatin Solbeck</b>			
1	16:05:07.644	<b>1:19.709</b>	
2	16:06:28.170	<b>1:20.526</b>	
3	16:07:47.355	<b>1:19.185</b>	
4	16:09:07.376	<b>1:20.021</b>	
5	16:10:29.312	<b>1:21.936</b>	
6	16:11:48.294	<b>1:18.982</b>	

Lap	Time of Day	Lap Tm	PT Tm
<b>(208) Transponder 208</b>			
1	16:04:34.218	1:26.254	
2	16:05:54.928	1:20.710	
3	16:07:15.518	1:20.590	
4	16:08:34.544	<b>1:19.026</b>	
5	16:09:54.031	1:19.487	
6	16:11:13.465	1:19.434	

Lap	Time of Day	Lap Tm	PT Tm
<b>(8) Morten Lymark</b>			
1	16:04:33.748	1:27.096	
2	16:05:59.941	1:26.193	
3	16:07:20.876	1:20.935	
4	16:08:42.869	1:21.993	
5	16:10:03.073	1:20.204	
6	16:11:23.259	<b>1:20.186</b>	

Lap	Time of Day	Lap Tm	PT Tm
<b>(74) Rene Andersen</b>			
1	16:04:04.563	1:21.533	
2	16:05:24.792	<b>1:20.229</b>	
3	16:06:45.141	1:20.349	
4	16:08:08.312	1:23.171	

Lap	Time of Day	Lap Tm	PT Tm
<b>(83) Niels Jorgensen</b>			
1	16:05:00.912	1:24.676	
2	16:06:25.147	1:24.235	
3	16:07:46.228	1:21.081	
4	16:09:06.561	<b>1:20.333</b>	
5	16:10:28.780	1:22.219	
6	16:11:50.229	1:21.449	

Lap	Time of Day	Lap Tm	PT Tm
<b>(0) Troels Bertelsen</b>			
1	16:04:34.067	1:26.531	
2	16:06:00.512	1:26.445	
3	16:07:21.353	<b>1:20.841</b>	
4	16:08:43.325	1:21.972	
5	16:10:04.862	1:21.537	
6	16:11:26.108	1:21.246	

Lap	Time of Day	Lap Tm	PT Tm
<b>(77) Anders Næstved</b>			
1	16:04:37.083	1:22.542	
2	16:06:01.115	1:24.032	
3	16:07:23.541	1:22.426	
4	16:08:44.597	1:21.056	
5	16:10:05.501	<b>1:20.904</b>	
6	16:11:26.767	1:21.266	

Lap	Time of Day	Lap Tm	PT Tm
<b>(111) Josip Zuirovski</b>			
1	16:04:35.179	1:23.518	
2	16:06:00.867	1:25.688	
3	16:07:21.969	1:21.102	
4	16:08:43.819	1:21.850	
5	16:10:05.310	1:21.491	
6	16:11:26.357	<b>1:21.047</b>	

Lap	Time of Day	Lap Tm	PT Tm
<b>(70) Michael Skindersø</b>			
1	16:04:46.892	1:22.557	
2	16:06:15.561	1:28.669	



# DM Knutstorp

Blue

Knutstorp 2,070 Km

Session 6

29.08.2009 15:55

Practice started at 15:58:27



Lap	Time of Day	Lap Tm	PT Tm	Lap	Time of Day	Lap Tm	PT Tm	Lap	Time of Day	Lap Tm	PT Tm
3	16:07:37.314	1:21.753									
4	16:08:58.584	1:21.270									
5	16:10:20.795	1:22.211									
6	16:11:43.028	1:22.233									

(97) Casper Remmer

1	16:04:47.597	1:21.384	
2	16:06:15.816	1:28.219	
3	16:07:37.499	1:21.683	
4	16:08:59.306	1:21.807	
5	16:10:21.077	1:21.771	
6	16:11:43.388	1:22.311	

(82) Kim Schiøttz

1	16:05:58.245	2:52.047	
2	16:07:20.700	1:22.455	
3	16:08:42.688	1:21.988	
4	16:10:04.376	1:21.688	

(999) Morten Møller

1	16:03:52.322	2:04.691	36.123
2	16:05:19.113	1:26.791	
3	16:06:44.097	1:24.984	
4	16:08:11.022	1:26.925	
5	16:09:35.514	1:24.492	
6	16:11:03.730	1:28.216	

(70) Stefan Davidsson

1	16:06:28.093	1:27.892	
2	16:07:54.604	1:26.511	
3	16:09:21.410	1:26.806	
4	16:10:46.770	1:25.360	

(26) Per Rydström

1	16:05:15.986	1:27.675	
2	16:06:42.388	1:26.402	
3	16:08:08.950	1:26.562	
4	16:09:35.589	1:26.639	
5	16:11:02.379	1:26.790	