

**DM Knutstorp****Sorted on Best Lap time****Rookie 600****Knutstorp 2,070 Km****Tidstrening 1****08.07.09 09:00****Qualify started at 9:01:29**

Pos	No.	Name	Entrant	Bike	Nat./Club	Laps	Best Tm	Diff	In Lap	km/h
1	23	<b>Renè Torpsgaard</b>		Honda CBR 600	DK-RRH	12	<b>1:06.718</b>		8	111,694
2	35	<b>Oskar Lawner</b>		Yamaha r6	S-Falkenbergs Moti	12	<b>1:07.109</b>	<b>0.391</b>	8	111,043
3	58	<b>Villy Kyndesen</b>		Yamaha	DK-RRF	11	<b>1:07.556</b>	<b>0.838</b>	6	110,308
4	96	<b>Peter Sahlberg</b>		Yamaha R6	DK-Road-Race.dk	9	<b>1:07.635</b>	<b>0.917</b>	8	110,180
5	88	<b>Jim Claesson</b>		Honda CBR600RR	S-Hyllinge MS	12	<b>1:07.643</b>	<b>0.925</b>	9	110,167
6	47	<b>Jon Sehestedt</b>		r6	DK-rr-dk	6	<b>1:08.142</b>	<b>1.424</b>	4	109,360
7	56	<b>Jørgen Jørgensen</b>		Yamaha	DK-RRF	11	<b>1:08.153</b>	<b>1.435</b>	4	109,342
8	9	<b>Mike Kristiansen</b>		r6	DK-køge cros klub	11	<b>1:08.610</b>	<b>1.892</b>	11	108,614
9	66	<b>Rikard Lundin</b>		Yamaha R6	S-Karlskoga	10	<b>1:08.699</b>	<b>1.981</b>	10	108,473
10	7	<b>Jacob Vejvad</b>		Triumph 675	DK-	11	<b>1:08.762</b>	<b>2.044</b>	9	108,374
11	83	<b>Bo Rasmussen</b>		Yamaha R6	DK-	6	<b>1:09.829</b>	<b>3.111</b>	6	106,718
12	34	<b>Fredrik Linden</b>		yamaha R6	S-Karlskoga	10	<b>1:09.845</b>	<b>3.127</b>	9	106,693
13	63	<b>Mikkel Daugaard Larsen</b>		Honda CBR600RR	DK-AMK	9	<b>1:10.520</b>	<b>3.802</b>	8	105,672
14	171	<b>Aleks Mathiasen</b>		CBR 600 2007	DK-AMK	8	<b>1:10.717</b>	<b>3.999</b>	6	105,378
15	76	<b>Benjamin Andersen</b>		honda cbr 600	DK-rrkv	4	<b>1:10.812</b>	<b>4.094</b>	4	105,236
16	18	<b>Thomas Bech</b>		Naymama R1	DK-	6	<b>1:12.115</b>	<b>5.397</b>	4	103,335
17	74	<b>Jesper Sørensen</b>		yamaha r6	DK-rrfyn	8	<b>1:12.340</b>	<b>5.622</b>	5	103,014
18	80	<b>Nick Palk</b>			DK-	10	<b>1:13.278</b>	<b>6.560</b>	10	101,695
19	13	<b>Jonas Dalager</b>		Aprilia RS125	DK-AMK	11	<b>1:14.527</b>	<b>7.809</b>	11	99,991
20	16	<b>Lars Christensen</b>		Yamaha Vabis R6	DK-	10	<b>1:14.737</b>	<b>8.019</b>	8	99,710
21	766	<b>Bo Maschke Sørensen</b>		Yamaha R6	DK-	10	<b>1:15.412</b>	<b>8.694</b>	7	98,817

**Announcements**

Weather: sunny, dry track

Drivers with the missing names give information to the timekeeping





# DM Knutstorp

Rookie 600

Knutstorp 2,070 Km

Tidstrening 1

08.07.09 09:00

Qualify started at 9:01:29

Lap	Lap Tm	Diff	Time of Day
7	1:13.965	+0.687	9:11:53.890
8	1:13.371	+0.093	9:13:07.261
9	1:22.510	+9.232	9:14:29.771
10	1:13.278		9:15:43.049

(13) Jonas Dalager

1	1:16.826	+2.299	9:03:44.998
2	1:15.928	+1.401	9:05:00.926
3	1:15.612	+1.085	9:06:16.538
4	1:15.311	+0.784	9:07:31.849
5	1:15.037	+0.510	9:08:46.886
6	1:15.178	+0.651	9:10:02.064
7	1:15.100	+0.573	9:11:17.164
8	1:15.125	+0.598	9:12:32.289
9	1:16.111	+1.584	9:13:48.400
10	1:14.927	+0.400	9:15:03.327
11	1:14.527		9:16:17.854

(16) Lars Christensen

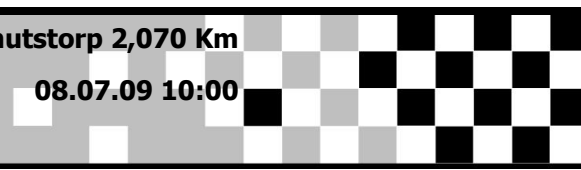
1	1:31.058	+16.321	9:04:35.781
2	1:25.526	+10.789	9:06:01.307
3	1:20.983	+6.246	9:07:22.290
4	1:18.919	+4.182	9:08:41.209
5	1:18.092	+3.355	9:09:59.301
6	1:16.951	+2.214	9:11:16.252
7	1:16.202	+1.465	9:12:32.454
8	1:14.737		9:13:47.191
9	1:15.727	+0.990	9:15:02.918
10	1:15.603	+0.866	9:16:18.521

(766) Bo Maschke Sørensen

1	1:23.515	+8.103	9:04:16.597
2	1:21.308	+5.896	9:05:37.905
3	1:20.149	+4.737	9:06:58.054
4	1:18.556	+3.144	9:08:16.610
5	1:16.901	+1.489	9:09:33.511
6	1:16.638	+1.226	9:10:50.149
7	1:15.412		9:12:05.561
8	1:16.065	+0.653	9:13:21.626
9	1:16.154	+0.742	9:14:37.780
10	1:16.046	+0.634	9:15:53.826

Lap	Lap Tm	Diff	Time of Day
-----	--------	------	-------------

Lap	Lap Tm	Diff	Time of Day
-----	--------	------	-------------

**DM Knutstorp****Sorted on Best Lap time****Rookie 600****Knutstorp 2,070 Km****Tidstrening 2****08.07.09 10:00****Qualify started at 9:56:34**

Pos	No.	Name	Entrant	Bike	Nat./Club	Laps	Best Tm	Diff	In Lap	km/h
1	35	Oskar Lawner		Yamaha r6	S-Falkenbergs Moti	12	<b>1:05.519</b>		4	113,738
2	440	Thorleif Møller		Yamaha R6	S-	15	<b>1:05.663</b>	<b>0.144</b>	12	113,489
3	163	Alex Nielsen		Triumph Daytona 6	DK-	13	<b>1:06.062</b>	<b>0.543</b>	8	112,803
4	23	Renè Torpsgaard		Honda CBR 600	DK-RRH	16	<b>1:06.184</b>	<b>0.665</b>	8	112,595
5	96	Peter Sahlberg		Yamaha R6	DK-Road-Race.dk	10	<b>1:06.332</b>	<b>0.813</b>	9	112,344
6	56	Jørgen Jørgensen		Yamaha	DK-RRF	12	<b>1:06.360</b>	<b>0.841</b>	4	112,297
7	76	Benjamin Andersen		honda cbr 600	DK-rrkv	15	<b>1:06.547</b>	<b>1.028</b>	11	111,981
8	88	Jim Claesson		Honda CBR600RR	S-Hyllinge MS	16	<b>1:06.814</b>	<b>1.295</b>	2	111,534
9	47	Jon Sehestedt		r6	DK-rr-dk	9	<b>1:06.887</b>	<b>1.368</b>	7	111,412
10	7	Jacob Vejvad		Triumph 675	DK-	6	<b>1:06.944</b>	<b>1.425</b>	6	111,317
11	58	Villy Kyndesen		Yamaha	DK-RRF	9	<b>1:07.071</b>	<b>1.552</b>	3	111,106
12	9	Mike Kristiansen		r6	DK-køge cros klub	15	<b>1:07.388</b>	<b>1.869</b>	13	110,583
13	171	Aleks Mathiasen		CBR 600 2007	DK-AMK	14	<b>1:08.014</b>	<b>2.495</b>	8	109,566
14	83	Bo Rasmussen		Yamaha R6	DK-	10	<b>1:08.696</b>	<b>3.177</b>	10	108,478
15	66	Rikard Lundin		Yamaha R6	S-Karlskoga	11	<b>1:08.851</b>	<b>3.332</b>	8	108,234
16	34	Fredrik Linden		yamaha R6	S-Karlskoga	9	<b>1:09.204</b>	<b>3.685</b>	3	107,682
17	50	Emil Hansen		Honda CBR600RR	DK-RR Fyn	10	<b>1:09.265</b>	<b>3.746</b>	10	107,587
18	63	Mikkel Daugaard Larsen		Honda CBR600RR	DK-AMK	15	<b>1:09.437</b>	<b>3.918</b>	5	107,320
19	67	Preben B Jensen		Yamaha R6 05	DK-Viking	9	<b>1:09.705</b>	<b>4.186</b>	8	106,908
20	74	Jesper Sørensen		yamaha r6	DK-rrfyn	15	<b>1:10.106</b>	<b>4.587</b>	9	106,296
21	80	Nick Palk			DK-	15	<b>1:11.163</b>	<b>5.644</b>	11	104,717
22	91	Tommy Kruse		Yamaha yzf r6	DK-AMK	6	<b>1:12.229</b>	<b>6.710</b>	5	103,172
23	766	Bo Maschke Sørensen		Yamaha R6	DK-	8	<b>1:13.149</b>	<b>7.630</b>	4	101,874
24	13	Jonas Dalager		Aprilia RS125	DK-AMK	14	<b>1:13.387</b>	<b>7.868</b>	14	101,544

**Announcements**

Weather: sunny, dry track

!!!Important!!! Drivers with the missing names give information to the timekeeping

Missing competitot information for transponder 514375, please inform timekeeping





# DM Knutstorp

Rookie 600

Knutstorp 2,070 Km

Tidstrening 2

08.07.09 10:00

Qualify started at 9:56:34

Lap	Lap Tm	Diff	Time of Day
9	<b>1:09.745</b>	+1.049	10:08:21.579
10	<b>1:08.696</b>		10:09:30.275

(66) Rikard Lundin			
Lap	Lap Tm	Diff	Time of Day
1	1:12.833	+3.982	10:00:17.687
2	1:09.488	+0.637	10:01:27.175
3	1:10.114	+1.263	10:02:37.289
4	1:11.557	+2.706	10:03:48.846
5	1:09.532	+0.681	10:04:58.378
6	1:09.958	+1.107	10:06:08.336
7	1:10.625	+1.774	10:07:18.961
8	<b>1:08.851</b>		10:08:27.812
9	1:09.978	+1.127	10:09:37.790
10	1:09.134	+0.283	10:10:46.924
p11	1:20.793	+11.942	10:12:07.717

(34) Fredrik Linden			
Lap	Lap Tm	Diff	Time of Day
1	1:11.183	+1.979	10:01:11.333
2	1:12.701	+3.497	10:02:24.034
3	<b>1:09.204</b>		10:03:33.238
4	1:09.522	+0.318	10:04:42.760
5	1:11.305	+2.101	10:05:54.065
6	1:10.909	+1.705	10:07:04.974
7	1:11.212	+2.008	10:08:16.186
8	1:10.098	+0.894	10:09:26.284
p9	1:26.463	+17.259	10:10:52.747

(50) Emil Hansen			
Lap	Lap Tm	Diff	Time of Day
1	4.094	-1:05.171	10:04:33.377
2	6.487	-1:02.778	10:04:39.864
3	1:44.363	+35.098	10:06:24.227
4	1:15.185	+5.920	10:07:39.412
5	1:12.435	+3.170	10:08:51.847
p6	1:20.462	+11.197	10:10:12.309
7	2:34.514	+1:25.249	10:12:46.824
8	1:11.553	+2.288	10:13:58.377
9	1:09.867	+0.602	10:15:08.244
10	<b>1:09.265</b>		10:16:17.509

(63) Mikkel Daugaard Larsen			
Lap	Lap Tm	Diff	Time of Day
1	1:12.292	+2.855	10:00:17.042
2	1:10.025	+0.588	10:01:27.067
3	1:09.903	+0.466	10:02:36.970
4	1:11.723	+2.286	10:03:48.693
5	<b>1:09.437</b>		10:04:58.130
6	1:09.691	+0.254	10:06:07.821
7	1:09.442	+0.005	10:07:17.263
8	1:10.521	+1.084	10:08:27.784
9	1:11.015	+1.578	10:09:38.799
10	1:11.910	+2.473	10:10:50.709
11	1:11.212	+1.775	10:12:01.921
12	1:11.185	+1.748	10:13:13.106
13	1:11.185	+1.748	10:14:24.291
14	1:11.494	+2.057	10:15:35.785
p15	1:29.815	+20.378	10:17:05.600

(67) Preben B Jensen			
Lap	Lap Tm	Diff	Time of Day
1	1:11.625	+1.920	10:03:37.327
2	1:10.065	+0.360	10:04:47.392
3	1:10.491	+0.786	10:05:57.883
4	1:11.355	+1.650	10:07:09.238
5	1:10.197	+0.492	10:08:19.435
6	1:09.992	+0.287	10:09:29.427
7	1:10.643	+0.938	10:10:40.070
8	<b>1:09.705</b>		10:11:49.775
p9	1:20.149	+10.444	10:13:09.924

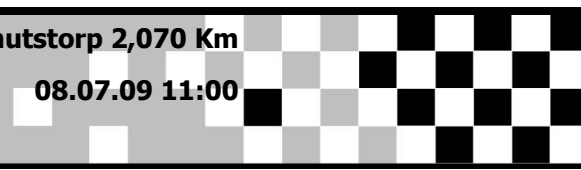
(74) Jesper Sørensen			
Lap	Lap Tm	Diff	Time of Day
1	<b>1:12.932</b>	+2.826	9:59:57.663
2	<b>1:11.384</b>	+1.278	10:01:09.047
3	<b>1:11.749</b>	+1.643	10:02:20.796
4	<b>1:10.758</b>	+0.652	10:03:31.554
5	<b>1:10.578</b>	+0.472	10:04:42.132
6	<b>1:11.544</b>	+1.438	10:05:53.676
7	<b>1:12.126</b>	+2.020	10:07:05.802
8	<b>1:12.715</b>	+2.609	10:08:18.517
9	<b>1:10.106</b>		10:09:28.623
10	1:16.115	+6.009	10:10:44.738
11	1:11.101	+0.995	10:11:55.839
12	1:10.794	+0.688	10:13:06.633
13	1:10.858	+0.752	10:14:17.491
14	1:10.670	+0.564	10:15:28.161
15	1:11.357	+1.251	10:16:39.518

(80) Nick Palk			
Lap	Lap Tm	Diff	Time of Day
1	1:14.243	+3.080	9:59:44.403
2	1:14.223	+3.060	10:00:58.626
3	1:12.755	+1.592	10:02:11.381
4	1:13.242	+2.079	10:03:24.623
5	1:13.387	+2.224	10:04:38.010
6	1:12.523	+1.360	10:05:50.533
7	1:13.756	+2.593	10:07:04.289
8	1:20.181	+9.018	10:08:24.470
9	1:11.703	+0.540	10:09:36.173
10	1:11.971	+0.808	10:10:48.144
11	<b>1:11.163</b>		10:11:59.307
12	1:12.007	+0.844	10:13:11.314
13	1:35.953	+24.790	10:14:47.267
14	1:14.406	+3.243	10:16:01.673
15	1:11.922	+0.759	10:17:13.595

(91) Tommy Kruse			
Lap	Lap Tm	Diff	Time of Day
1	1:14.337	+2.108	10:04:05.314
2	1:14.129	+1.900	10:05:19.443
3	1:14.571	+2.342	10:06:34.014
4	1:14.138	+1.909	10:07:48.152
5	<b>1:12.229</b>		10:09:00.381
p6	1:24.548	+12.319	10:10:24.929

(766) Bo Maschke Sørensen			
Lap	Lap Tm	Diff	Time of Day
1	1:16.840	+3.691	10:01:14.430
2	1:14.896	+1.747	10:02:29.326
3	1:14.554	+1.405	10:03:43.880
4	<b>1:13.149</b>		10:04:57.029
5	1:14.453	+1.304	10:06:11.482
6	1:14.558	+1.409	10:07:26.040
7	1:14.162	+1.013	10:08:40.202
8	1:14.898	+1.749	10:09:55.100

(13) Jonas Dalager			
Lap	Lap Tm	Diff	Time of Day
1	1:16.108	+2.721	9:58:51.944
2	1:14.565	+1.178	10:00:06.509
3	1:14.327	+0.940	10:01:20.836
4	1:14.057	+0.670	10:02:34.893
5	1:14.168	+0.781	10:03:49.061
6	1:13.758	+0.371	10:05:02.819
7	1:15.744	+2.357	10:06:18.563
p8	1:23.269	+9.882	10:07:41.832
9	1:45.099	+31.712	10:09:26.932
10	1:14.142	+0.755	10:10:41.074
p11	1:19.682	+6.295	10:12:00.756
12	1:58.786	+45.399	10:13:59.543

**DM Knutstorp****Sorted on Best Lap time****Rookie 600****Knutstorp 2,070 Km****Tidstrening 3****08.07.09 11:00****Qualify started at 10:59:02**

Pos	No.	Name	Entrant	Bike	Nat./Club	Laps	Best Tm	Diff	In Lap	km/h
<b>1</b>	<b>440</b>	<b>Thorleif Møller</b>		<b>Yamaha R6</b>	<b>S-</b>	16	<b>1:04.941</b>		16	114,750
2	35	Oskar Lawner		Yamaha r6	S-Falkenbergs Mot	14	<b>1:05.075</b>	<b>0.134</b>	9	114,514
3	163	Alex Nielsen		Triumph Daytona 6	DK-	15	<b>1:05.209</b>	<b>0.268</b>	14	114,279
4	76	Benjamin Andersen		honda cbr 600	DK-rrkv	13	<b>1:05.393</b>	<b>0.452</b>	6	113,957
5	23	Renè Torpsgaard		Honda CBR 600	DK-RRH	12	<b>1:05.428</b>	<b>0.487</b>	11	113,896
6	96	Peter Sahlberg		Yamaha R6	DK-Road-Race.dk	14	<b>1:05.448</b>	<b>0.507</b>	12	113,861
7	58	Villy Kyndesen		Yamaha	DK-RRF	11	<b>1:06.140</b>	<b>1.199</b>	2	112,670
8	47	Jon Sehestedt		r6	DK-rr-dk	7	<b>1:06.146</b>	<b>1.205</b>	6	112,660
9	50	Emil Hansen		Honda CBR600RR	DK-RR Fyn	16	<b>1:06.977</b>	<b>2.036</b>	15	111,262
10	88	Jim Claesson		Honda CBR600RR	S-Hyllinge MS	21	<b>1:06.979</b>	<b>2.038</b>	7	111,259
11	9	Mike Kristiansen		r6	DK-køge cros klub	13	<b>1:07.081</b>	<b>2.140</b>	6	111,090
12	66	Rikard Lundin		Yamaha R6	S-Karlskoga	7	<b>1:07.182</b>	<b>2.241</b>	6	110,923
13	7	Jacob Vejvad		Triumph 675	DK-	23	<b>1:07.268</b>	<b>2.327</b>	9	110,781
14	171	Aleks Mathiasen		CBR 600 2007	DK-AMK	16	<b>1:07.659</b>	<b>2.718</b>	8	110,141
15	63	Mikkel Daugaard Larsen		Honda CBR600RR	DK-AMK	16	<b>1:07.974</b>	<b>3.033</b>	7	109,630
16	34	Fredrik Linden		yamaha R6	S-Karlskoga	10	<b>1:07.980</b>	<b>3.039</b>	7	109,620
17	83	Bo Rasmussen		Yamaha R6	DK-	5	<b>1:08.117</b>	<b>3.176</b>	2	109,400
18	67	Preben B Jensen		Yamaha R6 05	DK-Viking	9	<b>1:08.498</b>	<b>3.557</b>	6	108,791
19	74	Jesper Sørensen		yamaha r6	DK-rrfyn	13	<b>1:09.851</b>	<b>4.910</b>	11	106,684
20	766	Bo Maschke Sørensen		Yamaha R6	DK-	14	<b>1:11.179</b>	<b>6.238</b>	10	104,694
21	80	Nick Palk			DK-	12	<b>1:11.814</b>	<b>6.873</b>	11	103,768
22	13	Jonas Dalager		Aprilia RS125	DK-AMK	19	<b>1:12.832</b>	<b>7.891</b>	11	102,318
23	16	Lars Christensen		Yamaha Vabis R6	DK-	11	<b>1:13.252</b>	<b>8.311</b>	9	101,731

**Announcements**

Weather: sunny, dry track







# DM Knutstorp

## Rookie 600

## Knutstorp 2,070 Km

### Tidstrening 3

### 08.07.09 11:00

### Qualify started at 10:59:02

Lap	Lap Tm	Diff	Time of Day
14	1:14.633	+7.365	11:15:25.702
15	1:12.922	+5.654	11:16:38.624
16	1:07.690	+0.422	11:17:46.314
17	1:07.895	+0.627	11:18:54.209
18	1:07.609	+0.341	11:20:01.818
19	1:07.572	+0.304	11:21:09.390
20	1:07.698	+0.430	11:22:17.088
21	1:10.412	+3.144	11:23:27.500
22	1:08.107	+0.839	11:24:35.607
23	1:07.932	+0.664	11:25:43.539

(171) Aleks Mathiasen

1	1:12.468	+4.809	11:02:02.720
2	1:08.423	+0.764	11:03:11.143
3	1:10.044	+2.385	11:04:21.187
4	1:08.702	+1.043	11:05:29.889
5	1:08.366	+0.707	11:06:38.255
6	1:07.859	+0.200	11:07:46.114
7	1:07.736	+0.077	11:08:53.850
8	1:07.659		11:10:01.509
9	1:07.843	+0.184	11:11:09.352
10	1:08.899	+1.240	11:12:18.251
11	1:08.874	+1.215	11:13:27.125
12	1:09.783	+2.124	11:14:36.908
13	1:09.494	+1.835	11:15:46.402
14	1:09.703	+2.044	11:16:56.105
15	1:12.076	+4.417	11:18:08.181
p16	1:19.020	+11.361	11:19:27.201

(63) Mikkel Daugaard Larsen

1	1:11.036	+3.062	11:03:11.942
2	1:11.917	+3.943	11:04:23.859
3	1:13.883	+5.909	11:05:37.742
4	1:12.028	+4.054	11:06:49.770
5	1:12.635	+4.661	11:08:02.405
6	1:09.014	+1.040	11:09:11.419
7	1:07.974		11:10:19.393
8	1:08.678	+0.704	11:11:28.071
9	1:08.763	+0.789	11:12:36.834
10	1:09.259	+1.285	11:13:46.093
11	1:13.041	+5.067	11:14:59.134
12	1:09.380	+1.406	11:16:08.514
13	1:09.207	+1.233	11:17:17.721
14	1:10.131	+2.157	11:18:27.852
15	1:10.086	+2.112	11:19:37.938
p16	1:23.750	+15.776	11:21:01.688

(34) Fredrik Linden

1	1:11.106	+3.126	11:01:53.971
2	1:09.039	+1.059	11:03:03.010
3	1:09.268	+1.288	11:04:12.278
4	1:08.750	+0.770	11:05:21.028
5	1:08.239	+0.259	11:06:29.267
6	1:08.382	+0.402	11:07:37.649
7	1:07.980		11:08:45.629
8	1:08.033	+0.053	11:09:53.662
9	1:08.278	+0.298	11:11:01.940
p10	1:24.013	+16.033	11:12:25.953

(83) Bo Rasmussen

1	1:08.434	+0.317	11:01:09.337
2	1:08.117		11:02:17.454
3	1:09.062	+0.945	11:03:26.516
4	1:09.574	+1.457	11:04:36.090
5	1:08.972	+0.855	11:05:45.062

Lap	Lap Tm	Diff	Time of Day
<b>(67) Preben B Jensen</b>			
1	1:10.113	+1.615	11:08:09.292
2	1:09.827	+1.329	11:09:19.119
3	1:09.827	+1.329	11:10:28.946
4	1:09.659	+1.161	11:11:38.605
5	1:08.590	+0.092	11:12:47.195
6	1:08.498		11:13:55.693
7	1:09.481	+0.983	11:15:05.174
8	1:10.042	+1.544	11:16:15.216
p9	1:20.314	+11.816	11:17:35.530

(74) Jesper Sørensen

1	1:11.575	+1.724	11:01:17.440
2	1:10.647	+0.796	11:02:28.087
3	1:11.537	+1.686	11:03:39.624
4	1:10.286	+0.435	11:04:49.910
5	1:10.703	+0.852	11:06:00.613
6	1:10.832	+0.981	11:07:11.445
7	1:11.749	+1.898	11:08:23.194
8	1:11.507	+1.656	11:09:34.701
9	1:10.023	+0.172	11:10:44.724
10	1:11.443	+1.592	11:11:56.167
11	1:09.851		11:13:06.018
12	1:11.632	+1.781	11:14:17.650
p13	1:20.113	+10.262	11:15:37.763

(766) Bo Maschke Sørensen

1	1:14.021	+2.842	11:02:02.823
2	1:13.145	+1.966	11:03:15.968
3	1:12.796	+1.617	11:04:28.764
4	1:11.964	+0.785	11:05:40.728
5	1:11.848	+0.669	11:06:52.576
6	1:11.858	+0.679	11:08:04.434
7	1:11.989	+0.810	11:09:16.423
8	1:12.131	+0.952	11:10:28.554
9	1:12.333	+1.154	11:11:40.887
10	1:11.179		11:12:52.066
11	1:12.900	+1.721	11:14:04.966
12	1:20.036	+8.857	11:15:25.002
13	1:13.730	+2.551	11:16:38.732
14	1:13.451	+2.272	11:17:52.183

(80) Nick Palk

1	1:15.106	+3.292	11:00:41.605
2	1:14.426	+2.612	11:01:56.031
3	1:13.400	+1.586	11:03:09.431
4	1:13.290	+1.476	11:04:22.721
5	1:13.609	+1.795	11:05:36.330
6	1:12.715	+0.901	11:06:49.045
7	1:12.928	+1.114	11:08:01.973
8	1:12.804	+0.990	11:09:14.777
9	1:12.172	+0.358	11:10:26.949
10	1:12.367	+0.553	11:11:39.316
11	1:11.814		11:12:51.130
p12	6:00.936	+4:49.122	11:18:52.066

(13) Jonas Dalager

1	1:17.351	+4.519	11:00:57.041
2	1:15.205	+2.373	11:02:12.246
3	1:14.146	+1.314	11:03:26.392
4	1:14.194	+1.362	11:04:40.586
5	1:14.809	+1.977	11:05:55.395
6	1:13.105	+0.273	11:07:08.500
7	1:12.958	+0.126	11:08:21.458
8	1:13.053	+0.221	11:09:34.511
9	1:13.429	+0.597	11:10:47.940

Lap	Lap Tm	Diff	Time of Day
10	1:12.874	+0.042	11:12:00.814
11	1:12.832		11:13:13.646
12	1:13.602	+0.770	11:14:27.248
p13	1:20.070	+7.238	11:15:47.318
14	2:45.663	+1:32.831	11:18:32.982
15	1:14.407	+1.575	11:19:47.389
16	1:13.738	+0.906	11:21:01.127
17	1:13.763	+0.931	11:22:14.890
18	1:12.986	+0.154	11:23:27.876
p19	1:20.744	+7.912	11:24:48.620

(16) Lars Christensen

1	1:22.978	+9.726	11:13:39.771
2	1:19.084	+5.832	11:14:58.855
3	1:16.080	+2.828	11:16:14.935
4	1:16.078	+2.826	11:17:31.013
5	1:16.414	+3.162	11:18:47.427
6	1:14.195	+0.943	11:20:01.622
7	1:14.163	+0.911	11:21:15.785
8	1:13.276	+0.024	11:22:29.061
9	1:13.252		11:23:42.313
10	1:13.653	+0.401	11:24:55.966
11	1:13.393	+0.141	11:26:09.359




# DM Knutstorp

## Rookie 600

## Knutstorp 2,070 Km

### Total result qualifying 1-3 Rookie 600



Pos	No.	Name	Nat./Club	Bike	Overall BestTm	Diff	R1. Best Tm	R2. Best Tm	R3. Best Tm
1	440	Thorleif Møller	S-	Yamaha R6	1:04.941				1:04.941
2	35	Oskar Lawner	S-Falkenbergs Motorklub	Yamaha r6	1:05.075	0.134	1:07.109	1:05.519	1:05.075
3	163	Alex Nielsen	DK-	Triumph Daytona t	1:05.209	0.268		1:06.062	1:05.209
4	76	Benjamin Andersen	DK-rrkv	honda cbr 600	1:05.393	0.452	1:10.812	1:06.547	1:05.393
5	23	Renè Torpsgaard	DK-RRH	Honda CBR 600	1:05.428	0.487	1:06.718	1:06.184	1:05.428
6	96	Peter Sahlberg	DK-Road-Race.dk	Yamaha R6	1:05.448	0.507	1:07.635	1:06.332	1:05.448
7	58	Villy Kyndesen	DK-RRF	Yamaha	1:06.140	1.199	1:07.556	1:07.071	1:06.140
8	47	Jon Sehestedt	DK-rr-dk	r6	1:06.146	1.205	1:08.142	1:06.887	1:06.146
9	56	Jørgen Jørgensen	DK-RRF	Yamaha	1:06.360	1.419	1:08.153	1:06.360	
10	88	Jim Claesson	S-Hyllinge MS	Honda CBR600RR	1:06.814	1.873	1:07.643	1:06.814	1:06.979
11	7	Jacob Vejvad	DK-	Triumph 675	1:06.944	2.003	1:08.762	1:06.944	1:07.268
12	50	Emil Hansen	DK-RR Fyn	Honda CBR600RR	1:06.977	2.036		1:09.265	1:06.977
13	9	Mike Kristiansen	DK-køge cros klub	r6	1:07.081	2.140	1:08.610	1:07.388	1:07.081
14	66	Rikard Lundin	S-Karlskoga	Yamaha R6	1:07.182	2.241	1:08.699	1:08.851	1:07.182
15	171	Aleks Mathiasen	DK-AMK	CBR 600 2007	1:07.659	2.718	1:10.717	1:08.014	1:07.659
16	63	Mikkel Daugaard Larsen	DK-AMK	Honda CBR600RR	1:07.974	3.033	1:10.520	1:09.437	1:07.974
17	34	Fredrik Linden	S-Karlskoga	yamaha R6	1:07.980	3.039	1:09.845	1:09.204	1:07.980
18	83	Bo Rasmussen	DK-	Yamaha R6	1:08.117	3.176	1:09.829	1:08.696	1:08.117
19	67	Preben B Jensen	DK-Viking	Yamaha R6 05	1:08.498	3.557		1:09.705	1:08.498
20	74	Jesper Sørensen	DK-rrfyn	yamaha r6	1:09.851	4.910	1:12.340	1:10.106	1:09.851
21	80	Nick Palk	DK-		1:11.163	6.222	1:13.278	1:11.163	1:11.814
22	766	Bo Maschke Sørensen	DK-	Yamaha R6	1:11.179	6.238	1:15.412	1:13.149	1:11.179
23	18	Thomas Bech	DK-	Naymama R1	1:12.115	7.174	1:12.115		
24	91	Tommy Kruse	DK-AMK	Yamaha yzf r6	1:12.229	7.288		1:12.229	
25	13	Jonas Dalager	DK-AMK	Aprilia RS125	1:12.832	7.891	1:14.527	1:13.387	1:12.832
26	16	Lars Christensen	DK-	Yamaha Vabis R6	1:13.252	8.311	1:14.737		1:13.252



# DM Knutstorp

Rookie 600

Knutstorp 2,070 Km

Startgrid Rookie 600

08.07.09 13:30

Race (20 Laps)

POLE POSITION

1	1 440 Thorleif Møller 1:04.941	2 35 Oskar Lawner 1:05.075	3 163 Alex Nielsen 1:05.209	4 76 B. Andersen 1:05.393
2	5 23 R. Torpsgaard 1:05.428	6 96 Peter Sahlberg 1:05.448	7 58 Villy Kyndesen 1:06.140	
3	8 47 Jon Sehestedt 1:06.146	9 56 J. Jørgensen 1:06.360	10 88 Jim Claesson 1:06.814	11 7 Jacob Vejvad 1:06.944
4	12 50 Emil Hansen 1:06.977	13 9 Mike Kristiansen 1:07.081	14 66 Rikard Lundin 1:07.182	
5	15 171 A. Mathiasen 1:07.659	16 63 M. Daugaard Larsen 1:07.974	17 34 Fredrik Linden 1:07.980	18 83 Bo Rasmussen 1:08.117
6	19 67 P. Jensen 1:08.498	20 74 J. Sørensen 1:09.851	21 766 B. Sørensen 1:11.179	
7	22 18 Thomas Bech 1:12.115	23 91 Tommy Kruse 1:12.229	24 13 Jonas Dalager 1:12.832	25 16 L. Christensen 1:13.252

**DM Knutstorp****Sorted on Best Lap time****Rookie 600****Knutstorp 2,070 Km****Trening****08.07.09 12:30****Practice started at 12:30:30**

Pos	No.	Name	Entrant	Bike	Nat./Club	Laps	Best Tm	Diff	In Lap	km/h
1	35	<b>Oskar Lawner</b>		Yamaha r6	S-Falkenbergs Moti	12	<b>1:05.970</b>		5	112,960
2	50	<b>Emil Hansen</b>		Honda CBR600RR	DK-RR Fyn	8	<b>1:07.113</b>	<b>1.143</b>	7	111,037
3	171	<b>Aleks Mathiasen</b>		CBR 600 2007	DK-AMK	13	<b>1:07.228</b>	<b>1.258</b>	13	110,847
4	67	<b>Preben B Jensen</b>		Yamaha R6 05	DK-Viking	7	<b>1:07.543</b>	<b>1.573</b>	6	110,330
5	63	<b>Mikkel Daugaard Larsen</b>		Honda CBR600RR	DK-AMK	12	<b>1:08.066</b>	<b>2.096</b>	5	109,482
6	9	<b>Mike Kristiansen</b>		r6	DK-køge cros klub	6	<b>1:08.816</b>	<b>2.846</b>	4	108,289
7	91	<b>Tommy Kruse</b>		Yamaha yzf r6	DK-AMK	11	<b>1:09.348</b>	<b>3.378</b>	6	107,458
8	7	<b>Jacob Vejvad</b>		Triumph 675	DK-	9	<b>1:10.001</b>	<b>4.031</b>	7	106,456
9	76	<b>Benjamin Andersen</b>		honda cbr 600	DK-rrkv	3	<b>1:10.052</b>	<b>4.082</b>	2	106,378
10	18	<b>Thomas Bech</b>		Naymama R1	DK-	7	<b>1:10.437</b>	<b>4.467</b>	4	105,797
11	990	<b>No Name</b>				6	<b>1:11.812</b>	<b>5.842</b>	6	103,771
12	16	<b>Lars Christensen</b>		Yamaha Vabis R6	DK-	13	<b>1:12.018</b>	<b>6.048</b>	8	103,474
13	13	<b>Jonas Dalager</b>		Aprilia RS125	DK-AMK	10	<b>1:13.180</b>	<b>7.210</b>	9	101,831
14	766	<b>Bo Maschke Sørensen</b>		Yamaha R6	DK-	8	<b>1:14.058</b>	<b>8.088</b>	7	100,624
15	23	<b>Renè Torpsgaard</b>		Honda CBR 600	DK-RRH	1	<b>1:14.492</b>	<b>8.522</b>	1	100,038

**Announcements**

Weather: sunny, dry track

Important Transponder 247 give competitors information to the timekeeping No. 990 No Name



# DM Knutstorp

## Rookie 600

## Knutstorp 2,070 Km

### Trening

### 08.07.09 12:30

### Practice started at 12:30:30

Lap	Lap Tm	Diff	Time of Day
<b>(35) Oskar Lawner</b>			
1	<b>1:06.631</b>	+0.661	12:33:09.408
2	<b>1:06.479</b>	+0.509	12:34:15.887
3	<b>1:06.463</b>	+0.493	12:35:22.350
4	<b>1:06.414</b>	+0.444	12:36:28.764
5	<b>1:05.970</b>		12:37:34.734
6	1:09.037	+3.067	12:38:43.771
7	1:07.098	+1.128	12:39:50.869
8	1:07.569	+1.599	12:40:58.438
9	1:08.315	+2.345	12:42:06.753
10	1:08.441	+2.471	12:43:15.194
11	1:06.318	+0.348	12:44:21.512
p12	1:36.270	+30.300	12:45:57.782

Lap	Lap Tm	Diff	Time of Day
<b>(50) Emil Hansen</b>			
1	1:09.512	+2.399	12:32:46.505
2	1:08.142	+1.029	12:33:54.647
3	1:07.991	+0.878	12:35:02.638
p4	1:18.272	+11.159	12:36:20.910
5	2:25.067	+1:17.954	12:38:45.978
6	1:07.139	+0.026	12:39:53.117
7	<b>1:07.113</b>		12:41:00.230
p8	1:23.184	+16.071	12:42:23.414

Lap	Lap Tm	Diff	Time of Day
<b>(171) Aleks Mathiasen</b>			
1	1:11.056	+3.828	12:33:54.359
2	1:09.788	+2.560	12:35:04.147
3	1:10.337	+3.109	12:36:14.484
4	1:09.344	+2.116	12:37:23.828
5	1:09.452	+2.224	12:38:33.280
6	1:08.321	+1.093	12:39:41.601
7	1:09.764	+2.536	12:40:51.365
8	1:08.689	+1.461	12:42:00.054
9	1:07.840	+0.612	12:43:07.894
10	1:07.639	+0.411	12:44:15.533
11	1:08.073	+0.845	12:45:23.606
12	1:07.491	+0.263	12:46:31.097
13	<b>1:07.228</b>		12:47:38.325

Lap	Lap Tm	Diff	Time of Day
<b>(67) Preben B Jensen</b>			
1	1:14.770	+7.227	12:41:12.804
2	1:10.250	+2.707	12:42:23.054
3	1:08.410	+0.867	12:43:31.464
4	1:08.066	+0.523	12:44:39.530
5	1:08.954	+1.411	12:45:48.484
6	<b>1:07.543</b>		12:46:56.027
7	1:09.979	+2.436	12:48:06.006

Lap	Lap Tm	Diff	Time of Day
<b>(63) Mikkel Daugaard Larsen</b>			
1	1:08.957	+0.891	12:34:40.278
2	1:08.568	+0.502	12:35:48.846
3	1:09.404	+1.338	12:36:58.250
4	1:08.728	+0.662	12:38:06.978
5	<b>1:08.066</b>		12:39:15.044
6	1:08.162	+0.096	12:40:23.206
7	1:10.753	+2.687	12:41:33.959
p8	1:25.096	+17.030	12:42:59.055
9	1:32.743	+24.677	12:44:31.799
10	1:09.679	+1.613	12:45:41.478
11	1:09.486	+1.420	12:46:50.964
p12	1:28.635	+20.569	12:48:19.599

Lap	Lap Tm	Diff	Time of Day
<b>(9) Mike Kristiansen</b>			
1	1:14.729	+5.913	12:33:25.024
2	1:10.811	+1.995	12:34:35.835

Lap	Lap Tm	Diff	Time of Day
3	<b>1:10.008</b>	+1.192	12:35:45.843
4	<b>1:08.816</b>		12:36:54.659
5	1:10.915	+2.099	12:38:05.574
p6	1:17.927	+9.111	12:39:23.501

Lap	Lap Tm	Diff	Time of Day
<b>(91) Tommy Kruse</b>			
1	1:11.941	+2.593	12:32:47.820
2	1:10.871	+1.523	12:33:58.691
3	1:10.458	+1.110	12:35:09.149
4	1:10.716	+1.368	12:36:19.865
5	1:10.417	+1.069	12:37:30.282
6	<b>1:09.348</b>		12:38:39.630
7	1:09.703	+0.355	12:39:49.333
8	1:12.164	+2.816	12:41:01.497
9	1:16.247	+6.899	12:42:17.744
p10	1:24.691	+15.343	12:43:42.435
11	3:22.963	+2:13.615	12:47:05.399

Lap	Lap Tm	Diff	Time of Day
<b>(7) Jacob Vejvad</b>			
1	1:45.134	+35.133	12:34:47.652
2	1:11.486	+1.485	12:35:59.138
3	1:10.907	+0.906	12:37:10.045
4	1:10.176	+0.175	12:38:20.221
p5	1:17.461	+7.460	12:39:37.682
6	2:29.712	+1:19.711	12:42:07.395
7	<b>1:10.001</b>		12:43:17.396
8	1:10.859	+0.858	12:44:28.255
p9	1:15.843	+5.842	12:45:44.098

Lap	Lap Tm	Diff	Time of Day
<b>(76) Benjamin Andersen</b>			
1	1:10.551	+0.499	12:38:56.459
2	<b>1:10.052</b>		12:40:06.511
p3	1:21.724	+11.672	12:41:28.235

Lap	Lap Tm	Diff	Time of Day
<b>(18) Thomas Bech</b>			
1	1:11.345	+0.908	12:32:50.299
2	1:10.845	+0.408	12:34:01.144
3	1:10.871	+0.434	12:35:12.015
4	<b>1:10.437</b>		12:36:22.452
5	1:11.112	+0.675	12:37:33.564
6	1:12.435	+1.998	12:38:45.999
p7	1:20.331	+9.894	12:40:06.330

Lap	Lap Tm	Diff	Time of Day
<b>(990) No Name</b>			
1	1:12.128	+0.316	12:37:10.245
2	1:11.845	+0.033	12:38:22.090
3	1:13.490	+1.678	12:39:35.580
4	1:15.872	+4.060	12:40:51.452
5	1:12.552	+0.740	12:42:04.004
6	<b>1:11.812</b>		12:43:15.816

Lap	Lap Tm	Diff	Time of Day
<b>(16) Lars Christensen</b>			
1	1:16.438	+4.420	12:33:30.811
2	1:15.242	+3.224	12:34:46.053
3	1:12.628	+0.610	12:35:58.681
4	1:12.422	+0.404	12:37:11.103
5	1:12.123	+0.105	12:38:23.226
6	1:12.533	+0.515	12:39:35.759
7	1:15.161	+3.143	12:40:50.920
8	<b>1:12.018</b>		12:42:02.938
9	1:12.380	+0.362	12:43:15.318
10	1:12.743	+0.725	12:44:28.061
11	1:12.606	+0.588	12:45:40.667
12	1:12.602	+0.584	12:46:53.269
13	1:12.415	+0.397	12:48:05.684

Lap	Lap Tm	Diff	Time of Day
<b>(13) Jonas Dalager</b>			
1	<b>1:15.552</b>	+2.372	12:36:16.820
2	<b>1:14.303</b>	+1.123	12:37:31.123
3	<b>1:13.818</b>	+0.638	12:38:44.941
4	<b>1:14.765</b>	+1.585	12:39:59.706
5	<b>1:14.286</b>	+1.106	12:41:13.992
6	<b>1:13.720</b>	+0.540	12:42:27.712
7	<b>1:13.719</b>	+0.539	12:43:41.431
8	<b>1:13.478</b>	+0.298	12:44:54.909
9	<b>1:13.180</b>		12:46:08.089
10	1:13.272	+0.092	12:47:21.361

Lap	Lap Tm	Diff	Time of Day
<b>(766) Bo Maschke Sørensen</b>			
1	1:15.284	+1.226	12:37:03.891
2	1:15.348	+1.290	12:38:19.239
3	1:16.085	+2.027	12:39:35.324
4	1:15.623	+1.565	12:40:50.947
5	1:15.756	+1.698	12:42:06.703
6	1:14.719	+0.661	12:43:21.422
7	<b>1:14.058</b>		12:44:35.480
8	1:15.263	+1.205	12:45:50.743

Lap	Lap Tm	Diff	Time of Day
<b>(23) René Torpsgaard</b>			
1	<b>1:14.492</b>		12:48:05.342

**DM Knutstorp****Sorted on Laps****Rookie 600****Knutstorp 2,070 Km****Race Rookie 600 first part****08.07.09 13:30****Race (20 Laps) started at 13:32:57**

Pos	No.	Name	Entrant	Bike	Nat./Club	Total Tm	Laps	Diff	Best Tm	Ø km/h
1	76	<b>Benjamin Andersen</b>		honda cbr 600	DK-rrkv	<b>5:36.495</b>	<b>5</b>		<b>1:04.852</b>	<b>110,730</b>
2	23	<b>Renè Torpsgaard</b>		Honda CBR 600	DK-RRH	<b>5:36.667</b>	<b>5</b>	<b>0.172</b>	<b>1:04.945</b>	<b>110,673</b>
3	440	<b>Thorleif Møller</b>		Yamaha R6	S-	<b>5:36.877</b>	<b>5</b>	<b>0.382</b>	<b>1:05.127</b>	<b>110,604</b>
4	35	<b>Oskar Lawner</b>		Yamaha r6	S-Falkenbergs Motor	<b>5:37.388</b>	<b>5</b>	<b>0.893</b>	<b>1:04.791</b>	<b>110,437</b>
5	163	<b>Alex Nielsen</b>		Triumph Daytona 675	DK-	<b>5:38.453</b>	<b>5</b>	<b>1.958</b>	<b>1:04.974</b>	<b>110,089</b>
6	96	<b>Peter Sahlberg</b>		Yamaha R6	DK-Road-Race.dk	<b>5:43.892</b>	<b>5</b>	<b>7.397</b>	<b>1:05.841</b>	<b>108,348</b>
7	50	<b>Emil Hansen</b>		Honda CBR600RR	DK-RR Fyn	<b>5:45.982</b>	<b>5</b>	<b>9.487</b>	<b>1:06.252</b>	<b>107,693</b>
8	58	<b>Villy Kyndesen</b>		Yamaha	DK-RRF	<b>5:46.354</b>	<b>5</b>	<b>9.859</b>	<b>1:06.247</b>	<b>107,578</b>
9	47	<b>Jon Sehestedt</b>		r6	DK-rr-dk	<b>5:46.561</b>	<b>5</b>	<b>10.066</b>	<b>1:05.820</b>	<b>107,513</b>
10	9	<b>Mike Kristiansen</b>		r6	DK-køge cros klub	<b>5:47.939</b>	<b>5</b>	<b>11.444</b>	<b>1:06.764</b>	<b>107,088</b>
11	88	<b>Jim Claesson</b>		Honda CBR600RR	S-Hyllinge MS	<b>5:48.849</b>	<b>5</b>	<b>12.354</b>	<b>1:06.298</b>	<b>106,808</b>
12	171	<b>Aleks Mathiasen</b>		CBR 600 2007	DK-AMK	<b>5:51.568</b>	<b>5</b>	<b>15.073</b>	<b>1:06.934</b>	<b>105,982</b>
13	7	<b>Jacob Vejvad</b>		Triumph 675	DK-	<b>5:52.779</b>	<b>5</b>	<b>16.284</b>	<b>1:06.971</b>	<b>105,618</b>
14	56	<b>Jørgen Jørgensen</b>		Yamaha	DK-RRF	<b>5:53.808</b>	<b>5</b>	<b>17.313</b>	<b>1:07.842</b>	<b>105,311</b>
15	66	<b>Rikard Lundin</b>		Yamaha R6	S-Karlskoga	<b>5:54.674</b>	<b>5</b>	<b>18.179</b>	<b>1:07.201</b>	<b>105,054</b>
16	63	<b>Mikkel Daugaard Larsen</b>		Honda CBR600RR	DK-AMK	<b>6:00.761</b>	<b>5</b>	<b>24.266</b>	<b>1:08.477</b>	<b>103,282</b>
17	67	<b>Preben B Jensen</b>		Yamaha R6 05	DK-Viking	<b>6:01.224</b>	<b>5</b>	<b>24.729</b>	<b>1:07.286</b>	<b>103,149</b>
18	34	<b>Fredrik Linden</b>		yamaha R6	S-Karlskoga	<b>6:02.997</b>	<b>5</b>	<b>26.502</b>	<b>1:08.910</b>	<b>102,645</b>
19	91	<b>Tommy Kruse</b>		Yamaha yzf r6	DK-AMK	<b>6:04.366</b>	<b>5</b>	<b>27.871</b>	<b>1:08.919</b>	<b>102,260</b>
20	83	<b>Bo Rasmussen</b>		Yamaha R6	DK-	<b>6:06.358</b>	<b>5</b>	<b>29.863</b>	<b>1:09.493</b>	<b>101,704</b>
21	74	<b>Jesper Sørensen</b>		yamaha r6	DK-rrfyn	<b>6:09.151</b>	<b>5</b>	<b>32.656</b>	<b>1:10.387</b>	<b>100,934</b>
22	766	<b>Bo Maschke Sørensen</b>		Yamaha R6	DK-	<b>6:21.439</b>	<b>5</b>	<b>44.944</b>	<b>1:12.963</b>	<b>97,683</b>
<b>Not classified (75% = 3 Laps)</b>										
	13	<b>Jonas Dalager</b>		Aprilia RS125	DK-AMK			<b>DNS</b>		-
	16	<b>Lars Christensen</b>		Yamaha Vabis R6	DK-			<b>DNS</b>		-
	18	<b>Thomas Bech</b>		Naymama R1	DK-			<b>DNS</b>		-

**Announcements**

Weather: sunny, dry track

Race was interrupted after lap 5 (heavy rain)

Margin of Victory	Ø km/h	Best Lap Tm	km/h	Best Lap by
0.172	110,730	1:04.791	115,016	35 - Oskar Lawner

Official Timing by motorsport-events.se:

Orbits 4

Clerk of the course Ernst Trap Olsen:

[www.amb-it.com](http://www.amb-it.com)

Jury President:

[www.mylaps.com](http://www.mylaps.com)

Anslagen:

Licensed to: Motorsport Events

Printed: 08.07.09 13:51:30



# DM Knutstorp

## Rookie 600

## Knutstorp 2,070 Km

### Race Rookie 600 first part

### 08.07.09 13:30

### Race (20 Laps) started at 13:32:57

Lap	Lap Tm	Diff	Time of Day
<b>(76) Benjamin Andersen</b>			
1	<b>1:08.390</b>	+3.538	13:34:12.259
2	<b>1:05.513</b>	+0.661	13:35:17.772
3	<b>1:04.852</b>		13:36:22.624
4	1:05.116	+0.264	13:37:27.740
5	1:05.850	+0.998	13:38:33.590

Lap	Lap Tm	Diff	Time of Day
<b>(23) Renè Torpsgaard</b>			
1	1:09.532	+4.587	13:34:13.066
2	1:05.169	+0.224	13:35:18.235
3	1:05.576	+0.631	13:36:23.811
4	<b>1:04.945</b>		13:37:28.756
5	1:05.006	+0.061	13:38:33.762

Lap	Lap Tm	Diff	Time of Day
<b>(440) Thorleif Møller</b>			
1	1:09.740	+4.613	13:34:12.580
2	1:05.448	+0.321	13:35:18.028
3	<b>1:05.127</b>		13:36:23.155
4	1:05.344	+0.217	13:37:28.499
5	1:05.473	+0.346	13:38:33.972

Lap	Lap Tm	Diff	Time of Day
<b>(35) Oskar Lawner</b>			
1	1:10.547	+5.756	13:34:13.602
2	1:05.235	+0.444	13:35:18.837
3	<b>1:04.791</b>		13:36:23.628
4	1:05.679	+0.888	13:37:29.307
5	1:05.176	+0.385	13:38:34.483

Lap	Lap Tm	Diff	Time of Day
<b>(163) Alex Nielsen</b>			
1	1:10.983	+6.009	13:34:14.212
2	1:05.432	+0.458	13:35:19.644
3	<b>1:04.974</b>		13:36:24.618
4	1:05.264	+0.290	13:37:29.882
5	1:05.666	+0.692	13:38:35.548

Lap	Lap Tm	Diff	Time of Day
<b>(96) Peter Sahlberg</b>			
1	1:11.669	+5.828	13:34:15.679
2	1:06.317	+0.476	13:35:21.996
3	1:06.484	+0.643	13:36:28.480
4	<b>1:05.841</b>		13:37:34.321
5	1:06.666	+0.825	13:38:40.987

Lap	Lap Tm	Diff	Time of Day
<b>(50) Emil Hansen</b>			
1	1:11.237	+4.985	13:34:16.223
2	<b>1:06.252</b>		13:35:22.475
3	1:06.381	+0.129	13:36:28.856
4	1:06.753	+0.501	13:37:35.609
5	1:07.468	+1.216	13:38:43.077

Lap	Lap Tm	Diff	Time of Day
<b>(58) Villy Kyndesen</b>			
1	1:11.681	+5.434	13:34:15.374
2	<b>1:06.247</b>		13:35:21.621
3	1:06.691	+0.444	13:36:28.312
4	1:07.127	+0.880	13:37:35.439
5	1:08.010	+1.763	13:38:43.449

Lap	Lap Tm	Diff	Time of Day
<b>(47) Jon Sehestedt</b>			
1	1:13.063	+7.243	13:34:17.437
2	1:07.063	+1.243	13:35:24.500
3	1:06.134	+0.314	13:36:30.634
4	<b>1:05.820</b>		13:37:36.454
5	1:07.202	+1.382	13:38:43.656

Lap	Lap Tm	Diff	Time of Day
<b>(9) Mike Kristiansen</b>			
1	1:12.459	+5.695	13:34:17.265

Lap	Lap Tm	Diff	Time of Day
2	<b>1:07.077</b>	+0.313	13:35:24.342
3	<b>1:06.858</b>	+0.094	13:36:31.200
4	<b>1:06.764</b>		13:37:37.964
5	1:07.070	+0.306	13:38:45.034

Lap	Lap Tm	Diff	Time of Day
<b>(88) Jim Claesson</b>			
1	1:14.504	+8.206	13:34:19.128
2	1:07.021	+0.723	13:35:26.149
3	1:07.045	+0.747	13:36:33.194
4	<b>1:06.298</b>		13:37:39.492
5	1:06.452	+0.154	13:38:45.944

Lap	Lap Tm	Diff	Time of Day
<b>(171) Aleks Mathiasen</b>			
1	1:12.341	+5.407	13:34:17.920
2	1:07.573	+0.639	13:35:25.493
3	1:08.269	+1.335	13:36:33.762
4	1:07.967	+1.033	13:37:41.729
5	<b>1:06.934</b>		13:38:48.663

Lap	Lap Tm	Diff	Time of Day
<b>(7) Jacob Vejvad</b>			
1	1:14.673	+7.702	13:34:20.194
2	1:07.549	+0.578	13:35:27.743
3	1:07.648	+0.677	13:36:35.391
4	1:07.512	+0.541	13:37:42.903
5	<b>1:06.971</b>		13:38:49.874

Lap	Lap Tm	Diff	Time of Day
<b>(56) Jørgen Jørgensen</b>			
1	1:13.851	+6.009	13:34:18.486
2	1:08.358	+0.516	13:35:26.844
3	<b>1:07.842</b>		13:36:34.686
4	1:08.258	+0.416	13:37:42.944
5	1:07.959	+0.117	13:38:50.903

Lap	Lap Tm	Diff	Time of Day
<b>(66) Rikard Lundin</b>			
1	1:15.160	+7.959	13:34:20.244
2	1:08.316	+1.115	13:35:28.560
3	1:08.208	+1.007	13:36:36.768
4	1:07.800	+0.599	13:37:44.568
5	<b>1:07.201</b>		13:38:51.769

Lap	Lap Tm	Diff	Time of Day
<b>(63) Mikkel Daugaard Larsen</b>			
1	1:15.961	+7.484	13:34:21.505
2	1:08.870	+0.393	13:35:30.375
3	1:09.646	+1.169	13:36:40.021
4	1:09.358	+0.881	13:37:49.379
5	<b>1:08.477</b>		13:38:57.856

Lap	Lap Tm	Diff	Time of Day
<b>(67) Preben B Jensen</b>			
1	1:16.623	+9.337	13:34:23.789
2	1:10.217	+2.931	13:35:34.006
3	1:08.267	+0.981	13:36:42.273
4	1:08.760	+1.474	13:37:51.033
5	<b>1:07.286</b>		13:38:58.319

Lap	Lap Tm	Diff	Time of Day
<b>(34) Fredrik Linden</b>			
1	1:16.480	+7.570	13:34:22.559
2	1:09.410	+0.500	13:35:31.969
3	1:09.845	+0.935	13:36:41.814
4	<b>1:08.910</b>		13:37:50.724
5	1:09.368	+0.458	13:39:00.092

Lap	Lap Tm	Diff	Time of Day
<b>(91) Tommy Kruse</b>			
1	1:16.540	+7.621	13:34:23.267
2	1:10.850	+1.931	13:35:34.117
3	<b>1:08.919</b>		13:36:43.036
4	1:09.426	+0.507	13:37:52.462



# DM Knutstorp

Rookie 600

Knutstorp 2,070 Km

Startgrid Race Rookie 600 second part

08.07.09 14:00

Race (15 Laps)

POLE POSITION

1	1 76 B. Andersen 5	2 23 R. Torpsgaard 5	3 440 Thorleif Møller 5	4 35 Oskar Lawner 5
2	5 163 Alex Nielsen 5	6 96 Peter Sahlberg 5	7 50 Emil Hansen 5	
3	8 58 Villy Kyndesen 5	9 47 Jon Sehested 5	10 9 Mike Kristiansen 5	11 88 Jim Claesson 5
4	12 171 A. Mathiasen 5	13 7 Jacob Vejvad 5	14 56 J. Jørgensen 5	
5	15 66 Rikard Lundin 5	16 63 M. Daugaard Larsen 5	17 67 P. Jensen 5	18 34 Fredrik Linden 5
6	19 91 Tommy Kruse 5	20 83 Bo Rasmussen 5	21 74 J. Sørensen 5	
7	22 766 B. Sørensen 5	23 13 Jonas Dalager	24 16 L. Christensen	25 18 Thomas Bech



**DM Knutstorp****Sorted on Laps****Rookie 600****Knutstorp 2,070 Km****Race Rookie 600 second part****08.07.09 15:10****Race (15 Laps) started at 15:17:56**

Pos	No.	Name	Entrant	Bike	Nat./Club	Total Tm	Laps	Diff	Best Tm	Ø km/h
1	23	Renè Torpsgaard		Honda CBR 600	DK-RRH	16:17.239	15		1:03.597	114,383
2	35	Oskar Lawner		Yamaha r6	S-Falkenbergs Motor	16:21.276	15	4.037	1:04.073	113,913
3	440	Thorleif Møller		Yamaha R6	S-	16:30.103	15	12.864	1:04.406	112,897
4	163	Alex Nielsen		Triumph Daytona 675	DK-	16:40.598	15	23.359	1:05.299	111,713
5	96	Peter Sahlberg		Yamaha R6	DK-Road-Race.dk	16:48.671	15	31.432	1:05.911	110,819
6	50	Emil Hansen		Honda CBR600RR	DK-RR Fyn	16:57.507	15	40.268	1:06.327	109,857
7	47	Jon Sehestedt		r6	DK-rr-dk	17:02.289	15	45.050	1:06.413	109,343
8	9	Mike Kristiansen		r6	DK-køge cros klub	17:04.840	15	47.601	1:06.709	109,071
9	67	Preben B Jensen		Yamaha R6 05	DK-Viking	17:15.304	15	58.065	1:07.067	107,968
10	63	Mikkel Daugaard Larsen		Honda CBR600RR	DK-AMK	17:16.913	15	59.674	1:07.244	107,801
11	171	Aleks Mathiasen		CBR 600 2007	DK-AMK	17:16.917	15	59.678	1:06.932	107,800
12	7	Jacob Vejvad		Triumph 675	DK-	17:19.480	15	1:02.241	1:08.002	107,535
13	34	Fredrik Linden		yamaha R6	S-Karlskoga	16:18.849	14	1 Lap	1:08.205	106,582
14	66	Rikard Lundin		Yamaha R6	S-Karlskoga	16:21.152	14	1 Lap	1:07.685	106,332
15	83	Bo Rasmussen		Yamaha R6	DK-	16:31.789	14	1 Lap	1:08.835	105,192
16	74	Jesper Sørensen		yamaha r6	DK-rrfyn	16:54.109	14	1 Lap	1:11.112	102,876
17	766	Bo Maschke Sørensen		Yamaha R6	DK-	17:26.791	14	1 Lap	1:12.750	99,665

**Not classified ()**

13	Jonas Dalager	Aprilia RS125	DK-AMK					DNS	-
16	Lars Christensen	Yamaha Vabis R6	DK-					DNS	-
18	Thomas Bech	Naymama R1	DK-					DNS	-
56	Jørgen Jørgensen	Yamaha	DK-RRF					DNS	-
58	Villy Kyndesen	Yamaha	DK-RRF					DNS	-
76	Benjamin Andersen	honda cbr 600	DK-rrkv					DNS	-
88	Jim Claesson	Honda CBR600RR	S-Hyllinge MS					DNS	-
91	Tommy Kruse	Yamaha yzf r6	DK-AMK					DNS	-

**Announcements**

Weather: cloudy, dry track

Margin of Victory	Ø km/h	Best Lap Tm	km/h	Best Lap by
4.037	114,383	1:03.597	117,175	23 - Renè Torpsgaard

Official Timing by motorsport-events.se:

Orbits 4

Clerk of the course Ernst Trap Olsen:

www.amb-it.com

Jury President:

www.mylaps.com

Anslagen:

Licensed to: Motorsport Events

Printed: 08.07.09 15:35:47





# DM Knutstorp

## Rookie 600

## Knutstorp 2,070 Km

### Race Rookie 600 second part

### 08.07.09 15:10

### Race (15 Laps) started at 15:17:56

Lap	Lap Tm	Diff	Time of Day
10	<b>1:08.002</b>		15:29:33.986
11	1:08.086	+0.084	15:30:42.072
12	1:08.701	+0.699	15:31:50.773
13	1:08.197	+0.195	15:32:58.970
14	1:08.778	+0.776	15:34:07.748
15	1:08.213	+0.211	15:35:15.961

(34) Fredrik Linden

Lap	Lap Tm	Diff	Time of Day
1	1:15.751	+7.546	15:19:18.580
2	1:10.374	+2.169	15:20:28.954
3	1:09.024	+0.819	15:21:37.978
4	1:09.601	+1.396	15:22:47.579
5	1:10.071	+1.866	15:23:57.650
6	1:08.597	+0.392	15:25:06.247
7	1:08.784	+0.579	15:26:15.031
8	1:08.906	+0.701	15:27:23.937
9	1:08.324	+0.119	15:28:32.261
10	1:08.727	+0.522	15:29:40.988
11	1:08.364	+0.159	15:30:49.352
12	1:08.425	+0.220	15:31:57.777
13	<b>1:08.205</b>		15:33:05.982
14	1:09.348	+1.143	15:34:15.330

(66) Rikard Lundin

Lap	Lap Tm	Diff	Time of Day
1	1:15.546	+7.861	15:19:17.910
2	1:09.314	+1.629	15:20:27.224
3	1:10.427	+2.742	15:21:37.651
4	1:09.510	+1.825	15:22:47.161
5	1:10.034	+2.349	15:23:57.195
6	1:08.400	+0.715	15:25:05.595
7	1:09.033	+1.348	15:26:14.628
8	1:09.127	+1.442	15:27:23.755
9	<b>1:07.685</b>		15:28:31.440
10	1:09.027	+1.342	15:29:40.467
11	1:08.171	+0.486	15:30:48.638
12	1:08.356	+0.671	15:31:56.994
13	1:08.338	+0.653	15:33:05.332
14	1:12.301	+4.616	15:34:17.633

(83) Bo Rasmussen

Lap	Lap Tm	Diff	Time of Day
1	1:14.798	+5.963	15:19:17.766
2	1:09.393	+0.558	15:20:27.159
3	1:09.948	+1.113	15:21:37.107
4	1:09.688	+0.853	15:22:46.795
5	1:09.312	+0.477	15:23:56.107
6	<b>1:08.835</b>		15:25:04.942
7	1:08.848	+0.013	15:26:13.790
8	1:10.057	+1.222	15:27:23.847
9	1:09.864	+1.029	15:28:33.711
10	1:11.160	+2.325	15:29:44.871
11	1:11.345	+2.510	15:30:56.216
12	1:10.399	+1.564	15:32:06.615
13	1:10.763	+1.928	15:33:17.378
14	1:10.892	+2.057	15:34:28.270

(74) Jesper Sørensen

Lap	Lap Tm	Diff	Time of Day
1	1:16.179	+5.067	15:19:19.266
2	1:11.270	+0.158	15:20:30.536
3	1:11.169	+0.057	15:21:41.705
4	1:12.752	+1.640	15:22:54.457
5	1:11.754	+0.642	15:24:06.211
6	1:11.567	+0.455	15:25:17.778
7	1:11.373	+0.261	15:26:29.151
8	1:12.072	+0.960	15:27:41.223
9	1:11.622	+0.510	15:28:52.845
10	1:11.943	+0.831	15:30:04.788

Lap	Lap Tm	Diff	Time of Day
11	<b>1:11.112</b>		15:31:15.900
12	1:11.213	+0.101	15:32:27.113
13	1:11.713	+0.601	15:33:38.826
14	1:11.764	+0.652	15:34:50.590

(766) Bo Maschke Sørensen

Lap	Lap Tm	Diff	Time of Day
1	1:16.939	+4.189	15:19:20.903
2	1:13.408	+0.658	15:20:34.311
3	1:14.068	+1.318	15:21:48.379
4	1:14.847	+2.097	15:23:03.226
5	1:15.380	+2.630	15:24:18.606
6	1:14.201	+1.451	15:25:32.807
7	1:15.357	+2.607	15:26:48.164
8	1:13.970	+1.220	15:28:02.134
9	1:14.013	+1.263	15:29:16.147
10	1:13.762	+1.012	15:30:29.909
11	1:13.284	+0.534	15:31:43.193
12	1:12.787	+0.037	15:32:55.980
13	1:14.542	+1.792	15:34:10.522
14	<b>1:12.750</b>		15:35:23.272




# DM Knutstorp

Rookie 600

Knutstorp 2,070 Km

Total result race Rookie 600 part 1+2



Pos	No.	Name	Nat./Club	Bike	Laps	Total Tm	Diff	P1	P2
1	23	René Torpsgaard	DK-RRH	Honda CBR 600	20	21:53.906		5 [5:36.667]	15 [16:17.239]
2	35	Oskar Lawner	S-Falkenbergs Motorklubb	Yamaha r6	20	21:58.664	4.758	5 [5:37.388]	15 [16:21.276]
3	440	Thorleif Møller	S-	Yamaha R6	20	22:06.980	13.074	5 [5:36.877]	15 [16:30.103]
4	163	Alex Nielsen	DK-	Triumph Daytona 675	20	22:19.051	25.145	5 [5:38.453]	15 [16:40.598]
5	96	Peter Sahlberg	DK-Road-Race.dk	Yamaha R6	20	22:32.563	38.657	5 [5:43.892]	15 [16:48.671]
6	50	Emil Hansen	DK-RR Fyn	Honda CBR600RR	20	22:43.489	49.583	5 [5:45.982]	15 [16:57.507]
7	47	Jon Sehestedt	DK-rr-dk	r6	20	22:48.850	54.944	5 [5:46.561]	15 [17:02.289]
8	9	Mike Kristiansen	DK-køge cros klub	r6	20	22:52.779	58.873	5 [5:47.939]	15 [17:04.840]
9	171	Aleks Mathiasen	DK-AMK	CBR 600 2007	20	23:08.485	1:14.579	5 [5:51.568]	15 [17:16.917]
10	7	Jacob Vejvad	DK-	Triumph 675	20	23:12.259	1:18.353	5 [5:52.779]	15 [17:19.480]
11	67	Preben B Jensen	DK-Viking	Yamaha R6 05	20	23:16.528	1:22.622	5 [6:01.224]	15 [17:15.304]
12	63	Mikkel Daugaard Larsen	DK-AMK	Honda CBR600RR	20	23:17.674	1:23.768	5 [6:00.761]	15 [17:16.913]
13	66	Rikard Lundin	S-Karlskoga	Yamaha R6	19	22:15.826	1 Lap	5 [5:54.674]	14 [16:21.152]
14	34	Fredrik Linden	S-Karlskoga	yamaha R6	19	22:21.846	6.020	5 [6:02.997]	14 [16:18.849]
15	83	Bo Rasmussen	DK-	Yamaha R6	19	22:38.147	22.321	5 [6:06.358]	14 [16:31.789]
16	74	Jesper Sørensen	DK-rrfyn	yamaha r6	19	23:03.260	47.434	5 [6:09.151]	14 [16:54.109]
17	766	Bo Maschke Sørensen	DK-	Yamaha R6	19	23:48.230	1:32.404	5 [6:21.439]	14 [17:26.791]
<b>Not classified (75% = 15 Laps)</b>									
18	76	Benjamin Andersen	DK-rrkv	honda cbr 600	5	5:36.495	15 Laps	5 [5:36.495]	0 []
19	58	Villy Kyndesen	DK-RRF	Yamaha	5	5:46.354	9.859	5 [5:46.354]	0 []
20	88	Jim Claesson	S-Hyllinge MS	Honda CBR600RR	5	5:48.849	12.354	5 [5:48.849]	0 []
21	56	Jørgen Jørgensen	DK-RRF	Yamaha	5	5:53.808	17.313	5 [5:53.808]	0 []
22	91	Tommy Kruse	DK-AMK	Yamaha yzf r6	5	6:04.366	27.871	5 [6:04.366]	0 []
23	18	Thomas Bech	DK-	Naymama R1	0	0.000	20 Laps	0 []	0 []
24	16	Lars Christensen	DK-	Yamaha Vabis R6	0	0.000		0 []	0 []
25	13	Jonas Dalager	DK-AMK	Aprilia RS125	0	0.000		0 []	0 []