




# Svedala runt 2009

Svedala runt

Svedala runt 0,000 Km

Delresultat Etapp 1



Pos	Nr.	Namn	Kartläsare	Anmälare	Klubb	Märke	Reqnr.	Total Tid	SP1	SP2	SP3	SP4	Kommentar
<b>A-förare Klass D1</b>													
1	3	M. Tommy Andersson	Andreas Andersson		SMK Hörby	Suzuki	NEL 633	5:54.200	1 [1:22.000]	1 [1:05.700]	1 [2:08.200]	1 [1:18.300]	SP6 +10
2	2	Anders Palmquist	Anna Palmquist		SMK Hörby	Volvo	EBA 101	6:00.500	1 [1:16.800]	1 [1:04.400]	1 [2:18.500]	1 [1:20.800]	SP3 +5
3	1	Tyko Nilsson	Mikael Jeffman		HLMK	Volvo	HNJ 267	1:18.500	1 [1:18.500]	1 []	1 []	1 []	DNF brutit
<b>A-förare Klass D2</b>													
1	6	Ulf Olofsson	Marie Eriksson		SMK Örkelljunga	Ford	HYW 659	5:26.200	1 [1:13.000]	1 [59.100]	1 [1:58.200]	1 [1:15.900]	SP7 +5
2	7	Mats Andersson	Emma Lilja Jansson	AM Elteknik	Eslövs MK	Proton	XSF 984	5:46.200	1 [1:43.000]	1 [58.500]	1 [1:52.900]	1 [1:11.800]	SP1 +30
3	4	Östen Andersson	Tony Jönsson	AM Elteknik	Eslövs MK	Opel	JDA 126	5:56.300	1 [1:15.200]	1 [1:04.500]	1 [2:18.500]	1 [1:18.100]	SP6 +5
<b>B-förare Klass D1</b>													
1	9	Jim Nilsson	Kristoffer Malmgren	AM Elteknik	SMK Hörby	Volvo	KDL 976	5:49.200	1 [1:17.200]	1 [1:05.000]	1 [2:07.600]	1 [1:19.400]	
<b>B-förare Klass D2</b>													
1	12	Mats Lundahl	Magnus Eriksson		Svedala MK	Volvo	CLZ 348	5:21.000	1 [1:11.700]	1 [58.800]	1 [1:55.900]	1 [1:14.600]	
2	10	Jörgen Lundgren	Andreas Nilsson		Lunds AC	Opel	JNU 824	5:32.700	1 [1:15.400]	1 [1:01.600]	1 [1:57.900]	1 [1:17.800]	
3	13	Jens Persson	Timmy Olsson		SMK Hörby	Renault	WPD 592	5:42.900	1 [1:12.200]	1 [1:01.300]	1 [2:13.400]	1 [1:16.000]	
4	11	Anders Karlsson	Jan-Erik Jönsson		Eslövs MK	Ford	HYH 387	0.000	1 []	1 []	1 []	1 []	DNF brutit
<b>B-förare Klass D4</b>													
1	15	Jonas Olsson	Jan Olsson		Trelleborgs MK	Saab	ERS 528	6:17.100	1 [1:19.900]	1 [1:07.400]	1 [2:28.700]	1 [1:21.100]	
2	14	Jesper Olsson	Ida Olsson		Trelleborgs MK	VW	ORY 304	6:33.400	1 [1:19.900]	1 [1:07.100]	1 [2:41.700]	1 [1:24.700]	SP3 +5 / SP6,7,8 +5
<b>C-förare Klass D1</b>													
1	22	Rikard Fors	Jörgen Nilsson		SMK Hörby	Volvo	DCP 814	6:02.100	1 [1:17.500]	1 [1:04.800]	1 [2:19.100]	1 [1:20.700]	SP8 +30
2	20	Roger Sloberg	Håkan Bercic		Hyllinge MS	Volvo	OOU 722	6:04.000	1 [1:19.900]	1 [1:04.400]	1 [2:18.600]	1 [1:21.100]	
3	17	Kentth Bondesson	Mona Bondesson		Tomelilla MK	Volvo	KHM 601	6:09.100	1 [1:19.000]	1 [1:05.500]	1 [2:22.200]	1 [1:22.400]	SP3 +5
4	16	Thomas Lindén	Anders Lindén	Gunnars Motorsport	Pilatorps MK	Volvo	FTU 737	6:13.100	1 [1:21.300]	1 [1:05.700]	1 [2:23.600]	1 [1:22.500]	SP7 +5
5	18	Daniel Johansson	Madelen Rydkvist		Tomelilla MK	Volvo	EUW 125	6:16.900	1 [1:30.200]	1 [1:03.300]	1 [2:22.400]	1 [1:21.000]	SP1 +5 SP3 +5 / SP6 +5
6	19	Erik Harrysson	Jocke Kristiansson		SMK Hörby	Volvo	HTA 702	6:29.300	1 [1:20.000]	1 [1:07.100]	1 [2:41.000]	1 [1:21.200]	
7	21	Sven-Erik Nielsen	Per Nilsson		Dalby MK	Volvo	CZB 501	7:46.800	1 [2:47.600]	1 [1:06.700]	1 [2:30.800]	1 [1:21.700]	
<b>C-förare Klass D2</b>													
1	25	Fredrik Albertz	André Malmros		Arlövs MC	VW	DFK 714	5:32.700	1 [1:13.000]	1 [1:06.200]	1 [1:57.600]	1 [1:15.900]	
2	30	Roger Persson	Therese Persson		Svedala MK	BMW	UXP 994	5:36.200	1 [1:14.600]	1 [1:02.600]	1 [2:01.500]	1 [1:17.500]	SP5 +5
3	27	Andreas Håkansson	Rickard Frick		SMK Hörby	Saab	LLM 516	5:56.900	1 [1:18.100]	1 [1:05.500]	1 [2:12.100]	1 [1:21.200]	
4	50	Mikael Larsson	Carsten Magnusson	Team 4240	SMK Hörby	Volvo	HDU 603	6:01.300	1 [1:20.300]	1 [1:05.400]	1 [2:09.300]	1 [1:26.300]	SP6 +10
5	28	Christer Andersson	Lotta Eriksson		Arlövs MC	Volvo	BXT 474	6:11.200	1 [1:14.300]	1 [1:10.900]	1 [2:26.800]	1 [1:19.200]	SP7 +5
6	31	Jonny Hansson	Marcus Persson		Svedala MK	Opel	JBC 700	6:14.200	1 [1:20.000]	1 [1:08.600]	1 [2:24.900]	1 [1:20.700]	SP3 +5 SP6 +5



## Svedala runt 2009

Svedala runt

Svedala runt 0,000 Km

Delresultat Etapp 1

Pos	Nr.	Namn	Kartläsare	Anmälare	Klubb	Märke	Reqr.	Total Tid	SP1	SP2	SP3	SP4	Kommentar
7	24	Joakim Tennhammar	Tomas Halen		Eslövs MK	VW	JFX 506	6:16.600	1 [1:17.900]	1 [1:32.600]	1 [2:07.700]	1 [1:18.400]	SP2 +30 SP3 +5
8	23	Lars-Erik Björklöv	Roland Persson		Tomelilla MK	Ford	DTR 570	6:19.100	1 [1:46.300]	1 [1:04.200]	1 [2:07.700]	1 [1:20.900]	SP5 +5 SP7 +5
9	29	Henrik Mårtensson	Kim Kermbäck		Svedala MK	Opel	KAF 486	6:33.500	1 [1:33.000]	1 [1:32.600]	1 [2:08.200]	1 [1:19.700]	SP2 +30 SP5 +5
C-förare Klass D4													
1	32	Cristofer Claesson	Anders Claesson		Arlövs MC	VW	GPM 169	6:17.100	1 [1:19.200]	1 [1:06.400]	1 [2:30.800]	1 [1:20.700]	SP6 +10




# Svedala runt 2009

Svedala runt

Svedala runt 0,000 Km

Delresultat Etapp 2



Pos	Nr.	Namn	Kartläsare	Anmälare	Klubb	Märke	Reqnr.	Total Tid	SP5	SP6	SP7	SP8	Kommentar
<b>A-förare Klass D1</b>													
1	2	Anders Palmquist	Anna Palmquist		SMK Hörby	Volvo	EBA 101	6:11.900	1 [1:19.200]	1 [1:20.600]	1 [1:26.700]	1 [2:05.400]	SP3 +5
2	3	M. Tommy Andersson	Andreas Andersson		SMK Hörby	Suzuki	NEL 633	6:21.800	1 [1:31.600]	1 [1:29.900]	1 [1:14.900]	1 [2:05.400]	SP6 +10
3	1	Tyko Nilsson	Mikael Jeffman		HLMK	Volvo	HNJ 267	0.000	1 []	1 []	1 []	1 []	DNF brutit
<b>A-förare Klass D2</b>													
1	7	Mats Andersson		AM Elteknik	Eslövs MK	Proton	XSF 984	5:21.600	1 [1:14.700]	1 [1:11.500]	1 [1:07.800]	1 [1:47.600]	SP1 +30
2	6	Ulf Olofsson	Marie Eriksson		SMK Örkeljunga	Ford	HYW 659	5:34.400	1 [1:14.700]	1 [1:12.300]	1 [1:13.300]	1 [1:54.100]	SP7 +5
3	4	Östen Andersson	Tony Jönsson	AM Elteknik	Eslövs MK	Opel	JDA 126	6:00.800	1 [1:17.900]	1 [1:23.100]	1 [1:12.800]	1 [2:07.000]	SP6 +5
<b>B-förare Klass D1</b>													
1	9	Jim Nilsson	Kristoffer Malmgren	AM Elteknik	SMK Hörby	Volvo	KDL 976	5:46.100	1 [1:16.400]	1 [1:18.700]	1 [1:11.900]	1 [1:59.100]	
<b>B-förare Klass D2</b>													
1	12	Mats Lundahl	Magnus Eriksson		Svedala MK	Volvo	CLZ 348	5:31.400	1 [1:16.000]	1 [1:13.000]	1 [1:08.400]	1 [1:54.000]	
2	13	Jens Persson	Timmy Olsson		SMK Hörby	Renault	WPD 592	5:32.800	1 [1:13.900]	1 [1:17.200]	1 [1:08.700]	1 [1:53.000]	
3	10	Jörgen Lundgren	Andreas Nilsson		Lunds AC	Opel	JNU 824	5:35.100	1 [1:17.100]	1 [1:13.500]	1 [1:11.600]	1 [1:52.900]	
4	11	Anders Karlsson	Jan-Erik Jönsson		Eslövs MK	Ford	HYH 387	0.000	1 []	1 []	1 []	1 []	DNF brutit
<b>B-förare Klass D4</b>													
1	15	Jonas Olsson	Jan Olsson		Trelleborgs MK	Saab	ERS 528	6:14.700	1 [1:23.500]	1 [1:23.400]	1 [1:19.500]	1 [2:08.300]	
2	14	Jesper Olsson	Ida Olsson		Trelleborgs MK	VW	ORY 304	6:55.100	1 [1:20.700]	1 [1:28.100]	1 [1:42.600]	1 [2:23.700]	SP3 +5 SP6,7,8 +5
<b>C-förare Klass D1</b>													
1	21	Sven-Erik Nielsen	TBA TBA		Dalby MK	Volvo	CZB 501	5:57.200	1 [1:19.600]	1 [1:20.200]	1 [1:14.300]	1 [2:03.100]	
2	17	Kenth Bondesson	Mona Bondesson		Tomelilla MK	Volvo	KHM 601	6:06.900	1 [1:24.800]	1 [1:22.700]	1 [1:16.800]	1 [2:02.600]	SP3 +5
3	20	Roger Sloberg	Håkan Bercic		Hyllinge MS	Volvo	OUU 722	6:13.000	1 [1:19.700]	1 [1:22.400]	1 [1:14.400]	1 [2:16.500]	
4	19	Erik Harrysson	Jocke Kristiansson		SMK Hörby	Volvo	HTA 702	6:15.900	1 [1:20.500]	1 [1:25.000]	1 [1:18.400]	1 [2:12.000]	
5	18	Daniel Johansson	Madelen Rydkvist		Tomelilla MK	Volvo	EUW 125	6:16.100	1 [1:20.300]	1 [1:26.900]	1 [1:17.600]	1 [2:11.300]	SP1 +5 SP3 +5 SP6 +5
6	16	Thomas Lindén	Anders Lindén	Gunnars Motorsport	Pilatörps MK	Volvo	FTU 737	6:17.200	1 [1:26.000]	1 [1:22.600]	1 [1:21.500]	1 [2:07.100]	SP7 +5
7	22	Rikard Fors	Jörgen Nilsson		SMK Hörby	Volvo	DCP 814	6:22.900	1 [1:19.200]	1 [1:18.400]	1 [1:12.700]	1 [2:32.600]	SP8 +30
<b>C-förare Klass D2</b>													
1	25	Fredrik Albertz	André Malmros		Arlövs MC	VW	DFK 714	5:29.300	1 [1:17.400]	1 [1:12.600]	1 [1:09.200]	1 [1:50.100]	
2	27	Andreas Håkansson	Rickard Frick		SMK Hörby	Saab	LLM 516	5:56.500	1 [1:20.800]	1 [1:20.600]	1 [1:14.100]	1 [2:01.000]	
3	28	Christer Andersson	Lotta Eriksson		Arlövs MC	Volvo	BXT 474	5:56.600	1 [1:19.400]	1 [1:16.100]	1 [1:16.300]	1 [2:04.800]	SP7 +5
4	31	Jonny Hansson	Marcus Persson		Svedala MK	Opel	JBC 700	5:57.500	1 [1:18.500]	1 [1:21.100]	1 [1:13.400]	1 [2:04.500]	SP3 +5 SP6 +5
5	24	Joakim Tennhammar	Tomas Halen		Eslövs MK	VW	JFX 506	5:59.000	1 [1:22.400]	1 [1:16.800]	1 [1:16.900]	1 [2:02.900]	SP2 +30 SP3 +5
6	29	Henrik Mårtensson	Kim Kermbäck		Svedala MK	Opel	KAF 486	6:00.200	1 [1:25.200]	1 [1:17.100]	1 [1:17.200]	1 [2:00.700]	SP2 +30 SP5 +5



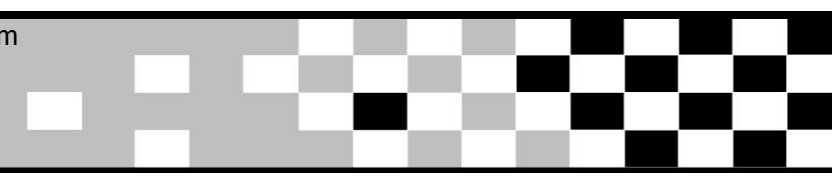
## Svedala runt 2009

Svedala runt

Svedala runt 0,000 Km

Delresultat Etapp 2

Pos	Nr.	Namn	Kartläsare	Anmälare	Klubb	Märke	Reqr.	Total Tid	SP5	SP6	SP7	SP8	Kommentar
7	30	Roger Persson	Therese Persson		Svedala MK	BMW	UXP 994	6:05.400	1 [1:32.700]	1 [1:17.900]	1 [1:12.300]	1 [2:02.500]	SP5 +5
8	23	Lars-Erik Björklöv	Roland Persson		Tomelilla MK	Ford	DTR 570	6:10.700	1 [1:28.600]	1 [1:15.100]	1 [1:23.900]	1 [2:03.100]	SP5 +5 SP7 +5
9	50	Mikael Larsson	Carsten Magnusson		SMK Hörby	Volvo	HDU 603	6:35.000	1 [1:24.800]	1 [1:33.900]	1 [1:26.700]	1 [2:09.600]	SP6 +10
C-förare Klass D4													
1	32	Cristofer Claesson	Anders Claesson		Arlövs MC	VW	GPM 169	6:12.700	1 [1:19.400]	1 [1:32.200]	1 [1:16.300]	1 [2:04.800]	SP6 +10






# Svedala runt 2009

Svedala runt

Svedala runt 0,000 Km

Totalresultat Etapp 1+2



Pos	Nr.	Namn	Kartläsare	Anmälare	Klubb	Märke	Reqnr.	Total Tid	Etapp 1 SP1-4	Etapp 2 SP5-8	Kommentar
<b>A-förare Klass D1</b>											
1	2	Anders Palmquist	Anna Palmquist		SMK Hörby	Volvo	EBA 101	12:12.400	4 [6:00.500]	4 [6:11.900]	SP3 +5
2	3	M. Tommy Andersson	Andreas Andersson		SMK Hörby	Suzuki	NEL 633	12:16.000	4 [5:54.200]	4 [6:21.800]	SP6 +10
3	1	Tyko Nilsson	Mikael Jeffman		HLMK	Volvo	HNJ 267	1:18.500	1 [1:18.500]	0 [0.000]	DNF brutit
<b>A-förare Klass D2</b>											
1	6	Ulf Olofsson	Marie Eriksson		SMK Örkelljunga	Ford	HYW 659	11:00.600	4 [5:26.200]	4 [5:34.400]	SP7 +5
2	7	Mats Andersson	Emma Lilja Jansson	AM Elteknik	Eslövs MK	Proton	XSF 984	11:07.800	4 [5:46.200]	4 [5:21.600]	SP1 +30
3	4	Östen Andersson	Tony Jönsson	AM Elteknik	Eslövs MK	Opel	JDA 126	11:57.100	4 [5:56.300]	4 [6:00.800]	SP6 +5
<b>B-förare Klass D1</b>											
1	9	Jim Nilsson	Kristoffer Malmgren	AM Elteknik	SMK Hörby	Volvo	KDL 976	11:35.300	4 [5:49.200]	4 [5:46.100]	
<b>B-förare Klass D2</b>											
1	12	Mats Lundahl	Magnus Eriksson		Svedala MK	Volvo	CLZ 348	10:52.400	4 [5:21.000]	4 [5:31.400]	
2	10	Jörgen Lundgren	Andreas Nilsson		Lunds AC	Opel	JNU 824	11:07.800	4 [5:32.700]	4 [5:35.100]	
3	13	Jens Persson	Timmy Olsson		SMK Hörby	Renault	WPD 592	11:15.700	4 [5:42.900]	4 [5:32.800]	
4	11	Anders Karlsson	Jan-Erik Jönsson		Eslövs MK	Ford	HYH 387	0.000	0 [0.000]	0 [0.000]	DNF brutit
<b>B-förare Klass D4</b>											
1	15	Jonas Olsson	Jan Olsson		Trelleborgs MK	Saab	ERS 528	12:31.800	4 [6:17.100]	4 [6:14.700]	
2	14	Jesper Olsson	Ida Olsson		Trelleborgs MK	VW	ORY 304	13:28.500	4 [6:33.400]	4 [6:55.100]	SP3 +5 / SP6,7,8 +5
<b>C-förare Klass D1</b>											
1	17	Kenth Bondesson	Mona Bondesson		Tomelilla MK	Volvo	KHM 601	12:16.000	4 [6:09.100]	4 [6:06.900]	SP3 +5
2	20	Roger Sloberg	Håkan Bercic		Hyllinge MS	Volvo	OOU 722	12:17.000	4 [6:04.000]	4 [6:13.000]	
3	22	Rikard Fors	Jörgen Nilsson		SMK Hörby	Volvo	DCP 814	12:25.000	4 [6:02.100]	4 [6:22.900]	SP8 +30
4	16	Thomas Lindén	Anders Lindén	Gunnars Motorsport	Pilatörps MK	Volvo	FTU 737	12:30.300	4 [6:13.100]	4 [6:17.200]	SP7 +5
5	18	Daniel Johansson	Madelen Rydkvist		Tomelilla MK	Volvo	EUW 125	12:33.000	4 [6:16.900]	4 [6:16.100]	SP1 +5 SP3 +5 / SP6 +5
6	19	Erik Harrysson	Jocke Kristiansson		SMK Hörby	Volvo	HTA 702	12:45.200	4 [6:29.300]	4 [6:15.900]	
7	21	Sven-Erik Nielsen	Per Nilsson		Dalby MK	Volvo	CZB 501	13:44.000	4 [7:46.800]	4 [5:57.200]	
<b>C-förare Klass D2</b>											
1	25	Fredrik Albertz	André Malmros		Arlövs MC	VW	DFK 714	11:02.000	4 [5:32.700]	4 [5:29.300]	
2	30	Roger Persson	Therese Persson		Svedala MK	BMW	UXP 994	11:41.600	4 [5:36.200]	4 [6:05.400]	SP5 +5
3	27	Andreas Håkansson	Rickard Frick		SMK Hörby	Saab	LLM 516	11:53.400	4 [5:56.900]	4 [5:56.500]	
4	28	Christer Andersson	Lotta Eriksson		Arlövs MC	Volvo	BXT 474	12:07.800	4 [6:11.200]	4 [5:56.600]	SP7 +5
5	31	Jonny Hansson	Marcus Persson		Svedala MK	Opel	JBC 700	12:11.700	4 [6:14.200]	4 [5:57.500]	SP3 +5 SP6 +5
6	24	Joakim Tennhammar	Tomas Halen		Eslövs MK	VW	JFX 506	12:15.600	4 [6:16.600]	4 [5:59.000]	SP2 +30 SP3 +5



## Svedala runt 2009

Svedala runt

Svedala runt 0,000 Km

Totalresultat Etapp 1+2



Pos	Nr.	Namn	Kartläsare	Anmälare	Klubb	Märke	Reqr.	Total Tid	Etapp 1 SP1-4	Etapp 2 SP5-8	Kommentar
7	23	Lars-Erik Björklöv	Roland Persson		Tomelilla MK	Ford	DTR 570	12:29.800	4 [6:19.100]	4 [6:10.700]	SP5 +5 SP7 +5
8	29	Henrik Mårtensson	Kim Kermbäck		Svedala MK	Opel	KAF 486	12:33.700	4 [6:33.500]	4 [6:00.200]	SP2 +30 SP5 +5
9	50	Mikael Larsson	Carsten Magnusson	Team 4240	SMK Hörby	Volvo	HDU 603	12:36.300	4 [6:01.300]	4 [6:35.000]	SP6 +10
C-förare Klass D4											
1	32	Cristofer Claesson	Anders Claesson		Arlövs MC	VW	GPM 169	12:29.800	4 [6:17.100]	4 [6:12.700]	SP6 +10