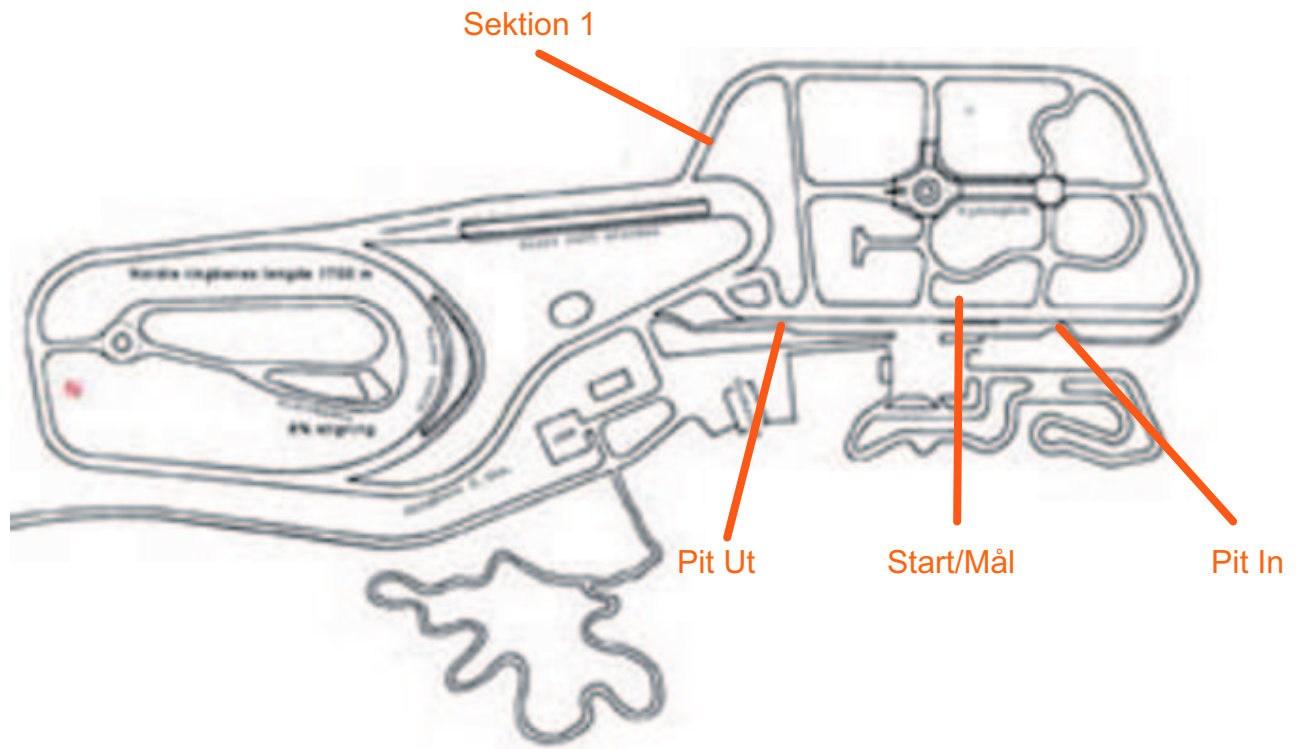


**Resultater NM finalen i Racing på Vålerbanen  
18.-19. september 2009**

# Vålerbanen



## NM og NC runde racing på Vålerbanen

Sorted on Best Lap time

Porsche Racing

Vålerbanen 2,261 Km

Løps trening

18.09.2009 16:20

Practice (15:00 Time) started at 16:29:54

Pos	No.	Name	Entrant	Trademark	Nat./Club	Laps	Best Tm	Diff	In Lap	km/h
1	671	Christopher Ødegaard		Porsche	N-PCN	6	<b>1:00.018</b>		3	135,619
2	50	Stig A. Borge		Porsche	N-NMK Trogstad	6	<b>1:03.437</b>	<b>3.419</b>	6	128,310
3	14	Petter Nilsen		Porsche 911	N-	5	<b>1:03.497</b>	<b>3.479</b>	5	128,189
4	40	Fredrik Thorsteinsen		Porsche	N-	6	<b>1:03.632</b>	<b>3.614</b>	6	127,917
5	35	Arne T. Sveen		Porsche	N-	6	<b>1:04.065</b>	<b>4.047</b>	6	127,052
6	73	Lars-Erik Wogsted		Porsche 964	N-	6	<b>1:05.620</b>	<b>5.602</b>	4	124,041
7	42	Jan-Terje Larsen		Porsche 964	N-NAF	6	<b>1:07.564</b>	<b>7.546</b>	4	120,472
8	181	Lasse Eidsvold		Porsche	N-PCN	5	<b>1:10.484</b>	<b>10.466</b>	2	115,482
9	913	Sveinung T.- Mork		Porsche	N-KNA Telemark				0	-

## NM og NC runde racing på Vålerbanen

Sorted on Best Lap time

**Porsche Racing**

**Vålerbanen 2,261 Km**

**Løps trening**

**18.09.2009 16:20**

**Practice (15:00 Time) started at 16:29:54**

Pos	No.	Name	Entrant	Trademark	Nat./Club	Laps	Best Tm	Diff	In Lap	km/h
Porsche Racing kl 2										
1	73	Lars-Erik Wogsted		Porsche 964	N-	6	<b>1:05.620</b>		4	124,041
2	42	Jan-Terje Larsen		Porsche 964	N-NAF	6	<b>1:07.564</b>	<b>1.944</b>	4	120,472
Porsche Racing kl 3										
1	50	Stig A. Borge		Porsche	N-NMK Trogstad	6	<b>1:03.437</b>		6	128,310
2	14	Petter Nilsen		Porsche 911	N-	5	<b>1:03.497</b>	<b>0.060</b>	5	128,189
3	40	Fredrik Thorsteinsen		Porsche	N-	6	<b>1:03.632</b>	<b>0.195</b>	6	127,917
4	35	Arne T. Sveen		Porsche	N-	6	<b>1:04.065</b>	<b>0.628</b>	6	127,052
5	913	Sveinung T.- Mork		Porsche	N-KNA Telemark				0	-
Porsche Racing kl 5										
1	671	Christopher Ødegaard		Porsche	N-PCN	6	<b>1:00.018</b>		3	135,619
2	181	Lasse Eidsvold		Porsche	N-PCN	5	<b>1:10.484</b>	<b>10.466</b>	2	115,482

## NM og NC runde racing på Vålerbanen

**Porsche Racing**

**Vålerbanen 2,261 Km**

**Løps trening**

**18.09.2009 16:20**

**Practice (15:00 Time) started at 16:29:54**

Lap	Time of Day	Lap Tm	S1 Tm	S2 Tm	PT Tm	Lap	Time of Day	Lap Tm	S1 Tm	S2 Tm	PT Tm
<b>(671) Christopher Ødegaard</b>											
1	16:32:58.198	<b>1:01.523</b>	38.968	22.555							
2	16:34:00.417	<b>1:02.219</b>	40.158	22.061							
3	16:35:00.435	<b>1:00.018</b>	<b>38.087</b>	<b>21.931</b>							
4	16:36:02.590	1:02.155	39.947	22.208							
5	16:37:03.185	1:00.595	38.275	22.320							
p6	16:38:50.790	1:47.605	53.855								
<b>(50) Stig A. Borge</b>											
1	16:32:06.181	1:04.172	40.967	23.205							
2	16:33:10.489	1:04.308	40.834	23.474							
3	16:34:20.918	1:10.429	45.015	25.414							
4	16:35:28.819	1:07.901	43.934	23.967							
5	16:36:34.275	1:05.456	42.078	23.378							
6	16:37:37.712	<b>1:03.437</b>	<b>40.308</b>	<b>23.129</b>							
<b>(14) Petter Nilsen</b>											
1	16:33:09.955	1:06.334	41.100	25.234							
2	16:34:20.391	1:10.436	45.299	25.137							
3	16:35:29.718	1:09.327	45.782	23.545							
4	16:36:34.835	1:05.117	41.841	23.276							
5	16:37:38.332	<b>1:03.497</b>	<b>40.597</b>	<b>22.900</b>							
<b>(40) Fredrik Thorsteinsen</b>											
1	16:32:12.523	1:07.923	43.864	24.059							
2	16:33:17.994	1:05.471	42.035	23.436							
3	16:34:24.166	1:06.172	42.061	24.111							
4	16:35:30.365	1:06.199	42.626	23.573							
5	16:36:35.611	1:05.246	41.746	23.500							
6	16:37:39.243	<b>1:03.632</b>	<b>40.301</b>	<b>23.331</b>							
<b>(35) Arne T. Sveen</b>											
1	16:32:13.424	1:07.390	42.980	24.410							
2	16:33:18.914	1:05.490	42.031	23.459							
3	16:34:24.926	1:06.012	41.932	24.080							
4	16:35:31.170	1:06.244	42.473	23.771							
5	16:36:36.146	1:04.976	41.597	23.379							
6	16:37:40.211	<b>1:04.065</b>	<b>41.021</b>	<b>23.044</b>							
<b>(73) Lars-Erik Wogsted</b>											
1	16:32:24.215	1:06.923	42.805	24.118							
2	16:33:30.334	1:06.119	42.019	24.100							
3	16:34:36.057	1:05.723	41.833	23.890							
4	16:35:41.677	<b>1:05.620</b>	<b>41.753</b>	<b>23.867</b>							
5	16:36:50.994	1:09.317	42.903	26.414							
p6	16:38:45.949	1:54.955	1:04.224								
<b>(42) Jan-Terje Larsen</b>											
1	16:32:16.313	1:08.301	43.708	24.593							
2	16:33:24.100	1:07.787	43.237	<b>24.550</b>							
3	16:34:33.002	1:08.902	43.569	25.333							
4	16:35:40.566	<b>1:07.564</b>	<b>42.809</b>	24.755							
5	16:36:51.224	1:10.658	44.815	25.843							
p6	16:38:48.183	1:56.959	1:05.171								
<b>(181) Lasse Eidsvold</b>											
1	16:33:09.440	1:10.895	45.114	25.781							
2	16:34:19.924	<b>1:10.484</b>	<b>45.053</b>	<b>25.431</b>							
3	16:35:36.953	1:17.029	49.348	27.681							
4	16:36:49.985	1:13.032	46.744	26.288							
p5	16:38:41.947	1:51.962	1:04.106								

**NM og NC runde racing på Vålerbanen**
**Sorted on Best Lap time**
**Porsche Racing**
**Vålerbanen 2,261 Km**
**Tidstrening**
**19.09.2009 10:00**
**Qualify started at 10:01:19**

Pos	No.	Name	Entrant	Trademark	Nat./Club	Laps	Best Tm	Diff	In Lap	km/h
1	33	Roger Hermansen		Porsche 911	N-PCN	11	<b>58.865</b>		9	138,276
2	132	Bjørnar Aas		Porsche 996 GT3	N-NSK	7	<b>58.907</b>	<b>0.042</b>	6	138,177
3	3	Henry Rorgemoen		Porsche	N-PCN	12	<b>1:01.114</b>	<b>2.249</b>	12	133,187
4	671	Christopher Ødegaard		Porsche	N-PCN	11	<b>1:01.187</b>	<b>2.322</b>	6	133,028
5	1	John B. Roligheten		Porsche	N-	9	<b>1:01.931</b>	<b>3.066</b>	8	131,430
6	50	Stig A. Borge		Porsche	N-NMK Trogstad	12	<b>1:02.870</b>	<b>4.005</b>	8	129,467
7	14	Petter Nilsen		Porsche 911	N-	9	<b>1:03.291</b>	<b>4.426</b>	8	128,606
8	913	Sveinung T.- Mork		Porsche	N-KNA Telemark	6	<b>1:03.332</b>	<b>4.467</b>	4	128,523
9	12	Pål Berg		Porsche	N-	12	<b>1:03.649</b>	<b>4.784</b>	12	127,883
10	40	Fredrik Thorsteinsen		Porsche	N-	11	<b>1:04.198</b>	<b>5.333</b>	5	126,789
11	73	Lars-Erik Wogsted		Porsche 964	N-	11	<b>1:04.714</b>	<b>5.849</b>	9	125,778
12	35	Arne T. Sveen		Porsche	N-	11	<b>1:04.871</b>	<b>6.006</b>	10	125,474
13	32	Werner Isaksen		Porsche 964	N-	8	<b>1:05.833</b>	<b>6.968</b>	8	123,640
14	181	Lasse Eidsvold		Porsche	N-PCN	10	<b>1:06.528</b>	<b>7.663</b>	10	122,348
15	42	Jan-Terje Larsen		Porsche 964	N-NAF	11	<b>1:07.619</b>	<b>8.754</b>	10	120,374
16	29	Øyvind Bertelsen		Porsche Cayman	N-	1	<b>1:11.687</b>	<b>12.822</b>	1	113,544

**Announcements**

weather: cloudy 12 degrees, dry track

These results are provisional until the conclusion of any judicial and technical matters

## NM og NC runde racing på Vålerbanen

Sorted on Best Lap time

### Porsche Racing

Vålerbanen 2,261 Km

### Tidstrening

19.09.2009 10:00

### Qualify started at 10:01:19

Pos	No.	Name	Entrant	Trademark	Nat./Club	Laps	Best Tm	Diff	In Lap	km/h
Porsche Racing kl 2										
1	132	Bjørnar Aas		Porsche 996 GT3	N-NSK	7	<b>58.907</b>		6	138,177
2	73	Lars-Erik Wogsted		Porsche 964	N-	11	<b>1:04.714</b>	<b>5.807</b>	9	125,778
3	32	Werner Isaksen		Porsche 964	N-	8	<b>1:05.833</b>	<b>6.926</b>	8	123,640
4	42	Jan-Terje Larsen		Porsche 964	N-NAF	11	<b>1:07.619</b>	<b>8.712</b>	10	120,374

### Porsche Racing kl 3

1	1	John B. Roligheten		Porsche	N-	9	<b>1:01.931</b>		8	131,430
2	50	Stig A. Borge		Porsche	N-NMK Trogstad	12	<b>1:02.870</b>	<b>0.939</b>	8	129,467
3	14	Petter Nilsen		Porsche 911	N-	9	<b>1:03.291</b>	<b>1.360</b>	8	128,606
4	913	Sveinung T.- Mork		Porsche	N-KNA Telemark	6	<b>1:03.332</b>	<b>1.401</b>	4	128,523
5	40	Fredrik Thorsteinsen		Porsche	N-	11	<b>1:04.198</b>	<b>2.267</b>	5	126,789
6	35	Arne T. Sveen		Porsche	N-	11	<b>1:04.871</b>	<b>2.940</b>	10	125,474
7	29	Øyvind Bertelsen		Porsche Cayman	N-	1	<b>1:11.687</b>	<b>9.756</b>	1	113,544

### Porsche Racing kl 5

1	33	Roger Hermansen		Porsche 911	N-PCN	11	<b>58.865</b>		9	138,276
2	3	Henry Rorgemoen		Porsche	N-PCN	12	<b>1:01.114</b>	<b>2.249</b>	12	133,187
3	671	Christopher Ødegaard		Porsche	N-PCN	11	<b>1:01.187</b>	<b>2.322</b>	6	133,028
4	12	Pål Berg		Porsche	N-	12	<b>1:03.649</b>	<b>4.784</b>	12	127,883
5	181	Lasse Eidsvold		Porsche	N-PCN	10	<b>1:06.528</b>	<b>7.663</b>	10	122,348

### Announcements

weather: cloudy 12 degrees, dry track

These results are provisional until the conclusion of any judicial and technical matters

## NM og NC runde racing på Vålerbanen

Porsche Racing

Vålerbanen 2,261 Km

Tidstrening

19.09.2009 10:00

Qualify started at 10:01:19

Lap	Time of Day	Lap Tm	S1 Tm	S2 Tm	PT Tm	Lap	Time of Day	Lap Tm	S1 Tm	S2 Tm	PT Tm
<b>(33) Roger Hermansen</b>						5	10:08:25.058	<b>1:03.615</b>	40.523	23.092	
1	10:04:54.463	<b>1:36.120</b>	1:09.583	26.537		6	10:09:28.449	<b>1:03.391</b>	40.409	22.982	
2	10:06:00.032	<b>1:05.569</b>	41.948	23.621		7	10:10:31.382	<b>1:02.933</b>	40.078	22.855	
3	10:07:01.176	<b>1:01.144</b>	38.980	22.164		8	10:11:34.252	<b>1:02.870</b>	39.948	22.922	
4	10:08:04.219	<b>1:03.043</b>	40.222	22.821		9	10:12:41.145	1:06.893	42.434	24.459	
5	10:09:04.413	<b>1:00.194</b>	38.317	21.877		10	10:13:44.036	1:02.891	<b>39.919</b>	22.972	
6	10:10:04.286	<b>59.873</b>	37.731	22.142		11	10:14:47.621	1:03.585	40.006	23.579	
7	10:11:05.405	<b>1:01.119</b>	38.529	22.590		12	10:15:50.557	1:02.936	40.124	<b>22.812</b>	
8	10:12:04.563	<b>59.158</b>	37.533	21.625		<b>(14) Petter Nilsen</b>					
9	10:13:03.428	<b>58.865</b>	<b>37.248</b>	<b>21.617</b>		1	10:04:29.384	1:09.038			
10	10:14:02.727	59.299	37.546	21.753		2	10:05:35.933	1:06.549	42.860	23.689	
p11	10:15:39.109	1:36.382	59.206			3	10:06:40.153	1:04.220	40.940	23.280	
<b>(132) Bjørnar Aas</b>						4	10:07:43.735	1:03.582			
1	10:04:30.261	1:07.715	43.450	24.265		5	10:08:48.950	1:05.215	<b>40.157</b>	25.058	
2	10:05:34.861	1:04.600	41.402	23.198		6	10:09:52.496	1:03.546	40.532	23.014	
3	10:06:36.753	1:01.892	39.708	22.184		7	10:10:56.600	1:04.104			
4	10:07:37.074	1:00.321	38.215	22.106		8	10:11:59.891	<b>1:03.291</b>	40.427	<b>22.864</b>	
5	10:08:38.323	1:01.249	39.157	22.092		9	10:13:04.453	1:04.562			
6	10:09:37.230	<b>58.907</b>	37.426	<b>21.481</b>		<b>(913) Sveinung T.- Mork</b>					
7	10:10:36.194	58.964	<b>37.344</b>	21.620		1	10:07:27.156	1:18.524	52.128	26.396	
<b>(3) Henry Rørgemoen</b>						2	10:08:32.136	1:04.980	41.087	23.893	
1	10:04:51.197	1:19.093	52.020	27.073		3	10:09:36.485	1:04.349	40.860	23.489	
2	10:05:58.478	1:07.281	43.385	23.896		4	10:10:39.817	<b>1:03.332</b>	<b>40.208</b>	<b>23.124</b>	
3	10:07:02.957	1:04.479	41.212	23.267		5	10:11:46.981	4:37.164	49.842	24.162	
4	10:08:07.174	1:04.217	40.783	23.434		6	10:16:20.646	1:03.665	40.341	23.324	
5	10:09:10.535	1:03.361	40.439	22.922		<b>(12) Pål Berg</b>					
6	10:10:12.683	1:02.148	39.425	22.723		1	10:04:36.380	1:08.498	43.566	24.932	
7	10:11:14.671	1:01.988	39.491	<b>22.497</b>		2	10:05:45.795	1:09.415	43.597	25.818	
8	10:12:17.024	1:02.353	39.314	23.039		3	10:06:52.319	1:06.524	42.481	24.043	
9	10:13:24.713	1:07.689	42.816	24.873		4	10:07:57.308	1:04.989	41.207	23.782	
10	10:14:29.650	1:04.937	41.833	23.104		5	10:09:01.239	1:03.931	40.648	<b>23.283</b>	
11	10:15:30.881	1:01.231	38.618	22.613		6	10:10:06.981	1:05.742	40.317	25.425	
12	10:16:31.995	<b>1:01.114</b>	<b>38.607</b>	22.507		7	10:11:11.929	1:04.948	41.372	23.576	
<b>(671) Christopher Ødegaard</b>						8	10:12:16.477	1:04.548	40.917	23.631	
1	10:04:44.854	1:17.182	50.715	26.467		9	10:13:24.396	1:07.919	43.133	24.786	
2	10:05:55.452	1:10.598	46.634	23.964		10	10:14:30.856	1:06.460	41.778	24.682	
3	10:06:59.281	1:03.829	41.025	22.804		11	10:15:34.531	1:03.675	<b>40.182</b>	23.493	
4	10:08:03.572	1:04.291	40.987	23.304		12	10:16:38.180	<b>1:03.649</b>	40.296	23.353	
5	10:09:05.445	1:01.873	39.371	22.502		<b>(40) Fredrik Thorsteinsen</b>					
6	10:10:06.632	<b>1:01.187</b>	39.076	<b>22.111</b>		1	10:04:34.197	1:09.065	44.958	24.107	
7	10:11:08.114	1:01.482	<b>38.456</b>	23.026		2	10:05:40.546	1:06.349	41.288	25.061	
8	10:12:22.096	1:13.982	51.139	22.843		3	10:06:48.139	1:07.593	43.947	23.646	
9	10:13:25.052	1:02.956	39.455	23.501		4	10:07:52.720	1:04.581	40.812	23.769	
10	10:14:47.969	1:22.917	50.043	32.874		5	10:08:56.918	<b>1:04.198</b>	<b>40.726</b>	<b>23.472</b>	
11	10:15:59.084	1:11.115	47.096	24.019		6	10:10:01.586	1:04.668	40.738	23.930	
<b>(1) John B. Roligheten</b>						7	10:11:07.867	1:06.281	41.749	24.532	
1	10:04:09.965	1:13.780	48.146	25.634		8	10:12:16.128	1:08.261	43.454	24.807	
2	10:05:17.884	1:07.919	44.371	23.548		9	10:13:26.906	1:10.778	45.805	24.973	
3	10:06:20.964	1:03.080	39.818	23.262		10	10:14:34.134	1:07.228	42.787	24.441	
4	10:07:25.815	1:04.851	41.565	23.286		11	10:15:40.689	1:06.555	42.467	24.088	
5	10:08:28.447	1:02.632	39.719	22.913		<b>(73) Lars-Erik Wogsted</b>					
6	10:09:31.063	1:02.616	39.830	22.786		1	10:04:39.474	1:16.266	49.370	26.896	
7	10:10:33.465	1:02.402	39.600	22.802		2	10:05:48.551	1:09.077	44.385	24.692	
8	10:11:35.396	<b>1:01.931</b>	<b>39.241</b>	<b>22.690</b>		3	10:06:55.544	1:06.993	42.800	24.193	
p9	10:12:59.498	1:24.102	48.331			4	10:08:03.250	1:07.706	43.260	24.446	
<b>(50) Stig A. Borge</b>						5	10:09:10.502	1:07.252	43.310	23.942	
1	10:04:07.152	1:12.883	49.063	23.820		6	10:10:16.780	1:06.278	41.974	24.304	
2	10:05:11.662	1:04.510	41.126	23.384		7	10:11:22.713	1:05.933	41.921	24.012	
3	10:06:17.598	1:05.936	41.390	24.546		8	10:12:28.143	1:05.430	41.516	23.914	
4	10:07:21.443	1:03.845	40.547	23.298		9	10:13:32.857	<b>1:04.714</b>	<b>41.167</b>	<b>23.547</b>	
						10	10:14:38.030	1:05.173	41.395	23.778	



## NM og NC runde racing på Vålerbanen

**Porsche Racing**
**Vålerbanen 2,261 Km**
**Tidstrening**
**19.09.2009 10:00**
**Qualify started at 10:01:19**

Lap	Time of Day	Lap Tm	S1 Tm	S2 Tm	PT Tm	Lap	Time of Day	Lap Tm	S1 Tm	S2 Tm	PT Tm
11	10:15:43.013	<b>1:04.983</b>	41.219	23.764							
<b>(35) Arne T. Sveen</b>											
1	10:04:40.354	<b>1:11.248</b>	46.004	25.244							
2	10:05:48.975	<b>1:08.621</b>	44.285	24.336							
3	10:06:56.110	<b>1:07.135</b>	43.355	23.780							
4	10:08:07.697	<b>1:11.587</b>	45.818	25.769							
5	10:09:14.960	<b>1:07.263</b>	43.218	24.045							
6	10:10:20.121	<b>1:05.161</b>	<b>41.192</b>	23.969							
7	10:11:25.198	<b>1:05.077</b>	41.500	23.577							
8	10:12:30.683	<b>1:05.485</b>	41.702	23.783							
9	10:13:38.238	<b>1:07.555</b>	42.166	25.389							
10	10:14:43.109	<b>1:04.871</b>	41.446	<b>23.425</b>							
p11	10:16:05.871	1:22.762	46.181								
<b>(32) Werner Isaksen</b>											
1	10:04:31.512	1:11.649	45.739	25.910							
2	10:05:41.690	1:10.178	43.371	26.807							
3	10:06:51.038	1:09.348	44.712	24.636							
p4	10:08:10.644	1:19.606	43.433								
5	10:12:35.385	4:24.741		24.823							
6	10:13:42.023	1:06.638	41.786	24.852							
7	10:14:48.574	1:06.551	<b>41.330</b>	25.221							
8	10:15:54.407	<b>1:05.833</b>	41.629	<b>24.204</b>							
<b>(181) Lasse Eidsvold</b>											
1	10:05:05.931	1:20.322	53.036	27.286							
2	10:06:19.276	1:13.345	46.585	26.760							
3	10:07:30.966	1:11.690	45.417	26.273							
4	10:08:49.206	1:18.240	50.844	27.396							
5	10:09:59.160	1:09.954	44.506	25.448							
6	10:11:07.144	1:07.984	43.180	24.804							
7	10:12:15.396	1:08.252	43.431	24.821							
8	10:13:23.821	1:08.425	43.589	24.836							
9	10:14:33.226	1:09.405	44.746	24.659							
10	10:15:39.754	<b>1:06.528</b>	<b>42.369</b>	<b>24.159</b>							
<b>(42) Jan-Terje Larsen</b>											
1	10:04:22.374	1:21.720	50.875	30.845							
2	10:05:39.930	1:17.556	51.596	25.960							
3	10:06:54.115	1:14.185	47.794	26.391							
4	10:08:06.655	1:12.540	46.905	25.635							
5	10:09:16.598	1:09.943	44.950	24.993							
6	10:10:25.728	1:09.130	44.366	24.764							
7	10:11:33.988	1:08.260	43.798	24.462							
8	10:12:42.896	1:08.908	44.409	24.499							
9	10:13:50.847	1:07.951	43.561	24.390							
10	10:14:58.466	<b>1:07.619</b>	43.472	<b>24.147</b>							
11	10:16:06.750	1:08.284	<b>43.315</b>	24.969							
<b>(29) Øyvind Bertelsen</b>											
1	10:04:35.799	<b>1:11.687</b>	<b>46.771</b>	<b>24.916</b>							

## NM og NC runde racing på Vålerbanen

Porsche Racing

Vålerbanen 2,261 Km

Startgrid Finale 1


19.09.2009 13:10

Race (12 Laps)

1:11.687 29 Øyvind Bertelsen <b>16</b>
1:06.528 181 Lasse Eidsvold <b>14</b>
1:04.871 35 Arne T. Sveen <b>12</b>
1:04.198 40 Fredrik Thorsteinsen <b>10</b>
1:03.332 913 Sveinung T.- Mork <b>8</b>
1:02.870 50 Stig A. Borge <b>6</b>
1:01.187 671 Christopher Ødegaard <b>4</b>
58.907 132 Bjørnar Aas <b>2</b>

1:07.619 42 Jan-Terje Larsen <b>15</b>	8
1:05.833 32 Werner Isaksen <b>13</b>	7
1:04.714 73 Lars-Erik Wogsted <b>11</b>	6
1:03.649 12 Pål Berg <b>9</b>	5
1:03.291 14 Petter Nilsen <b>7</b>	4
1:01.931 1 John B. Roligheten <b>5</b>	3
1:01.114 3 Henry Rorgemoen <b>3</b>	2
58.865 33 Roger Hermansen <b>1</b>	1

POLE POSITION



## NM og NC runde racing på Vålerbanen

Sorted on Laps

Porsche Racing

Vålerbanen 2,261 Km

Finale 1

19.09.2009 13:10

Race (12 Laps) started at 13:30:31

Pos	No.	Name	Entrant	Trademark	Nat./Club	Laps	Total Tm	Diff	Best Tm	Ø km/h
1	33	Roger Hermansen		Porsche 911	N-PCN	12	12:27.331		59.206	130,699
2	671	Christopher Ødegaard		Porsche	N-PCN	12	12:41.360	14.029	59.660	128,290
3	132	Bjørnar Aas		Porsche 996 GT3	N-NSK	12	13:07.139	39.808	58.726	124,089
4	1	John B. Roligheten		Porsche	N-	12	13:11.839	44.508	1:02.945	123,352
5	50	Stig A. Borge		Porsche	N-NMK Trogstad	12	13:17.072	49.741	1:03.211	122,542
6	12	Pål Berg		Porsche	N-	12	13:17.572	50.241	1:02.944	122,466
7	913	Sveinung T.- Mork		Porsche	N-KNA Telemark	12	13:24.629	57.298	1:03.421	121,391
8	40	Fredrik Thorsteinsen		Porsche	N-	11	12:29.447	1 Lap	1:04.153	119,469
9	14	Petter Nilsen		Porsche 911	N-	11	12:29.944	1 Lap	1:04.643	119,390
10	35	Arne T. Sveen		Porsche	N-	11	12:31.872	1 Lap	1:04.539	119,083
11	73	Lars-Erik Wogsted		Porsche 964	N-	11	12:35.198	1 Lap	1:04.772	118,559
12	32	Werner Isaksen		Porsche 964	N-	11	12:35.840	1 Lap	1:04.214	118,458
13	181	Lasse Eidsvold		Porsche	N-PCN	11	13:12.246	1 Lap	1:07.654	113,015
14	29	Øyvind Bertelsen		Porsche Cayman	N-	11	13:13.232	1 Lap	1:07.804	112,874
15	42	Jan-Terje Larsen		Porsche 964	N-NAF	11	13:13.569	1 Lap	1:07.749	112,826

**Not classified ( )**

3	Henry Rorgemoen		Porsche	N-PCN				DNS		-
---	-----------------	--	---------	-------	--	--	--	-----	--	---

**Announcements**

weather: sunny 18 degrees, dry track

These results are provisional until the conclusion of any judicial and technical matters

Started: 15      Classified: 15      Not classified: 0

Margin of Victory	Ø km/h	Best Lap Tm	km/h	Best Lap by
14.029	130,699	58.726	138,603	132 - Bjørnar Aas

Official Timing by [www.motorsport-events.se](http://www.motorsport-events.se)

Orbits 4

Løpsleder: Geir Tyskeberget

[www.amb-it.com](http://www.amb-it.com)

Juryleder: Frikk Nærby

[www.mylaps.com](http://www.mylaps.com)

Løpssekretær: Laila Tyskeberget

Licensed to: Motorsport Events

Printed: 19.09.2009 13:44:49

## NM og NC runde racing på Vålerbanen

Sorted on Laps

**Porsche Racing**

**Vålerbanen 2,261 Km**

**Finale 1**

**19.09.2009 13:10**

**Race (12 Laps) started at 13:30:31**

Pos	No.	Name	Entrant	Trademark	Nat./Club	Laps	Total Tm	Diff	Best Tm	Ø km/h
<b>Porsche Racing kl 2</b>										
1	73	Lars-Erik Wogsted		Porsche 964	N-	11	12:35.198		1:04.772	118,559
2	32	Werner Isaksen		Porsche 964	N-	11	12:35.840	0.642	1:04.214	118,458
3	42	Jan-Terje Larsen		Porsche 964	N-NAF	11	13:13.569	38.371	1:07.749	112,826
<b>Porsche Racing kl 3</b>										
1	1	John B. Roligheten		Porsche	N-	12	13:11.839		1:02.945	123,352
2	50	Stig A. Borge		Porsche	N-NMK Trogstad	12	13:17.072	5.233	1:03.211	122,542
3	40	Fredrik Thorsteinsen		Porsche	N-	11	12:29.447	1 Lap	1:04.153	119,469
4	14	Petter Nilsen		Porsche 911	N-	11	12:29.944	1 Lap	1:04.643	119,390
5	35	Arne T. Sveen		Porsche	N-	11	12:31.872	1 Lap	1:04.539	119,083
6	29	Øyvind Bertelsen		Porsche Cayman	N-	11	13:13.232	1 Lap	1:07.804	112,874
<b>Porsche Racing kl 5</b>										
1	33	Roger Hermansen		Porsche 911	N-PCN	12	12:27.331		59.206	130,699
2	671	Christopher Ødegaard		Porsche	N-PCN	12	12:41.360	14.029	59.660	128,290
3	132	Bjørnar Aas		Porsche 996 GT3	N-NSK	12	13:07.139	39.808	58.726	124,089
4	12	Pål Berg		Porsche	N-	12	13:17.572	50.241	1:02.944	122,466
5	913	Sveinung T.- Mork		Porsche	N-KNA Telemark	12	13:24.629	57.298	1:03.421	121,391
6	181	Lasse Eidsvold		Porsche	N-PCN	11	13:12.246	1 Lap	1:07.654	113,015
<b>Not classified ()</b>										
	3	Henry Rorgemoen		Porsche	N-PCN				DNS	-

### Announcements

weather: sunny 18 degrees, dry track

These results are provisional until the conclusion of any judicial and technical matters

Started: 15      Classified: 15      Not classified: 0

Margin of Victory	Ø km/h	Best Lap Tm	km/h	Best Lap by
14.029	130,699	58.726	138,603	132 - Bjørnar Aas

Official Timing by [www.motorsport-events.se](http://www.motorsport-events.se)

Orbits 4

Løpsleder: Geir Tyskeberget

[www.amb-it.com](http://www.amb-it.com)

Juryleder: Frikk Nærby

[www.mylaps.com](http://www.mylaps.com)

Løpssekretær: Laila Tyskeberget

Licensed to: Motorsport Events

Printed: 19.09.2009 15:26:41

## NM og NC runde racing på Vålerbanen

**Porsche Racing**
**Vålerbanen 2,261 Km**
**Finale 1**
**19.09.2009 13:10**
**Race (12 Laps) started at 13:30:31**

Lap	Time of Day	Lap Tm	S1 Tm	S2 Tm	PT Tm	Lap	Time of Day	Lap Tm	S1 Tm	S2 Tm	PT Tm
<b>(33) Roger Hermansen</b>						9	13:40:36.103	<b>1:04.248</b>	40.892	23.356	
1	13:31:59.112	<b>1:00.454</b>	38.500	21.954		10	13:41:40.499	<b>1:04.396</b>	40.940	23.456	
2	13:32:58.725	<b>59.613</b>	37.531	22.082		11	13:42:44.699	<b>1:04.200</b>	40.795	23.405	
3	13:33:58.139	<b>59.414</b>	37.911	<b>21.503</b>		12	13:43:48.917	<b>1:04.218</b>	40.638	23.580	
4	13:34:57.428	<b>59.289</b>	<b>37.456</b>	21.833		<b>(12) Pål Berg</b>					
5	13:35:57.519	<b>1:00.091</b>	38.355	21.736		1	13:32:06.651	<b>1:04.272</b>	41.036	23.236	
6	13:36:56.769	<b>59.250</b>	37.717	21.533		2	13:33:10.626	<b>1:03.975</b>	40.626	23.349	
7	13:37:58.028	<b>1:01.259</b>	39.348	21.911		3	13:34:14.764	<b>1:04.138</b>	40.810	23.328	
8	13:38:57.234	<b>59.206</b>	37.560	21.646		4	13:35:19.031	<b>1:04.267</b>	40.911	23.356	
9	13:39:57.202	<b>59.968</b>	38.082	21.886		5	13:36:23.175	<b>1:04.144</b>	40.764	23.380	
10	13:40:56.887	59.685	38.029	21.656		6	13:37:26.940	<b>1:03.765</b>	40.457	23.308	
11	13:41:58.778	1:01.891	40.010	21.881		7	13:38:30.590	<b>1:03.650</b>	40.531	23.119	
12	13:42:59.176	1:00.398	38.359	22.039		8	13:39:35.159	<b>1:04.569</b>	41.282	23.287	
<b>(671) Christopher Ødegaard</b>						9	13:40:39.344	<b>1:04.185</b>	40.991	23.194	
1	13:32:02.721	1:02.280	39.562	22.718		10	13:41:43.273	<b>1:03.929</b>	40.703	23.226	
2	13:33:04.227	1:01.506	38.956	22.550		11	13:42:46.473	<b>1:03.200</b>	40.008	23.192	
3	13:34:04.693	1:00.466	38.275	22.191		12	13:43:49.417	<b>1:02.944</b>	<b>40.002</b>	<b>22.942</b>	
4	13:35:05.369	1:00.676	38.772	21.904		<b>(913) Sveinung T.- Mork</b>					
5	13:36:05.743	1:00.374	38.289	22.085		1	13:32:10.511	1:05.028	41.472	23.556	
6	13:37:05.591	59.848	37.998	<b>21.850</b>		2	13:33:14.846	1:04.335	41.118	<b>23.217</b>	
7	13:38:05.251	<b>59.660</b>	<b>37.697</b>	21.963		3	13:34:19.203	1:04.357	40.953	23.404	
8	13:39:08.967	1:03.716	41.275	22.441		4	13:35:23.777	1:04.574	41.054	23.520	
9	13:40:10.418	1:01.451	39.045	22.406		5	13:36:27.316	1:03.539	40.293	23.246	
10	13:41:12.237	1:01.819	39.204	22.615		6	13:37:30.737	<b>1:03.421</b>	40.139	23.282	
11	13:42:12.733	1:00.496	38.357	22.139		7	13:38:34.768	1:04.031	40.087	23.944	
12	13:43:13.205	1:00.472	38.484	21.988		8	13:39:40.805	1:06.037	42.422	23.615	
<b>(132) Bjørnar Aas</b>						9	13:40:44.673	1:03.868	40.287	23.581	
1	13:31:59.723	1:00.574	38.478	22.096		10	13:41:48.472	1:03.799	40.263	23.536	
2	13:32:58.980	59.257	37.282	21.975		11	13:42:52.152	1:03.680	<b>40.068</b>	23.612	
3	13:33:58.808	59.828	38.080	21.748		12	13:43:56.474	1:04.322	40.632	23.690	
4	13:35:09.390	1:10.582	48.485	22.097		<b>(40) Fredrik Thorsteinsen</b>					
5	13:36:08.374	58.984	37.483	<b>21.501</b>		1	13:32:09.306	1:05.424	41.627	23.797	
6	13:37:07.489	59.115	<b>37.062</b>	22.053		2	13:33:14.139	1:04.833	40.942	23.891	
7	13:38:06.215	<b>58.726</b>	37.209	21.517		3	13:34:18.851	1:04.712	41.169	23.543	
8	13:39:19.520	1:13.305	50.549	22.756		4	13:35:25.082	1:06.231	41.811	24.420	
9	13:40:20.067	1:00.547	38.539	22.008		5	13:36:29.577	1:04.495	40.767	23.728	
10	13:41:24.867	1:04.800	41.059	23.741		6	13:37:33.730	<b>1:04.153</b>	<b>40.701</b>	<b>23.452</b>	
11	13:42:30.442	1:05.575	41.576	23.999		7	13:38:38.843	1:05.113	41.191	23.922	
12	13:43:38.984	1:08.542	42.713	25.829		8	13:39:43.886	1:05.043	41.350	23.693	
<b>(1) John B. Roligheten</b>						9	13:40:49.057	1:05.171	41.371	23.800	
1	13:32:04.442	1:03.422	40.202	23.220		10	13:41:54.272	1:05.215	41.395	23.820	
2	13:33:07.588	1:03.146	39.986	23.160		11	13:43:01.292	1:07.020	41.630	25.390	
3	13:34:10.980	1:03.392	40.238	23.154		<b>(14) Petter Nilsen</b>					
4	13:35:14.504	1:03.524	40.346	23.178		1	13:32:09.944	1:05.797	42.138	23.659	
5	13:36:17.615	1:03.111	40.020	23.091		2	13:33:15.635	1:05.691	42.335	<b>23.356</b>	
6	13:37:20.560	<b>1:02.945</b>	<b>39.938</b>	<b>23.007</b>		3	13:34:20.611	1:04.976	41.331	23.645	
7	13:38:23.855	1:03.295	40.183	23.112		4	13:35:25.613	1:05.002	<b>40.966</b>	24.036	
8	13:39:28.389	1:04.534	41.298	23.236		5	13:36:30.256	<b>1:04.643</b>	41.004	23.639	
9	13:40:32.085	1:03.696	40.641	23.055		6	13:37:35.177	1:04.921	41.146	23.775	
10	13:41:35.509	1:03.424	40.244	23.180		7	13:38:39.947	1:04.770	41.227	23.543	
11	13:42:38.878	1:03.369	40.124	23.245		8	13:39:45.216	1:05.269	41.470	23.799	
12	13:43:43.684	1:04.806	40.657	24.149		9	13:40:50.559	1:05.343	41.463	23.880	
<b>(50) Stig A. Borge</b>						10	13:41:55.569	1:05.010	41.346	23.664	
1	13:32:05.263	1:03.798	40.641	23.157		11	13:43:01.789	1:06.220	41.847	24.373	
2	13:33:08.476	1:03.213	40.149	23.064		<b>(35) Arne T. Sveen</b>					
3	13:34:12.236	1:03.760	40.467	23.293		1	13:32:11.560	1:06.318	42.680	23.638	
4	13:35:15.887	1:03.651	40.479	23.172		2	13:33:16.245	1:04.685	41.208	23.477	
5	13:36:19.273	1:03.386	40.351	<b>23.035</b>		3	13:34:21.048	1:04.803	41.213	23.590	
6	13:37:22.484	<b>1:03.211</b>	<b>40.127</b>	23.084		4	13:35:26.226	1:05.178	41.091	24.087	
7	13:38:26.248	1:03.764	40.506	23.258		5	13:36:31.121	1:04.895	41.231	23.664	
8	13:39:31.855	1:05.607	41.899	23.708		6	13:37:35.895	1:04.774	41.467	<b>23.307</b>	

## NM og NC runde racing på Vålerbanen

Porsche Racing

Vålerbanen 2,261 Km

Finale 1

19.09.2009 13:10

Race (12 Laps) started at 13:30:31

Lap	Time of Day	Lap Tm	S1 Tm	S2 Tm	PT Tm	Lap	Time of Day	Lap Tm	S1 Tm	S2 Tm	PT Tm
7	13:38:40.434	<b>1:04.539</b>	<b>41.010</b>	23.529		8	13:40:20.100	<b>1:07.954</b>	43.441	24.513	
8	13:39:45.606	1:05.172	41.447	23.725		9	13:41:28.886	<b>1:08.786</b>	43.842	24.944	
9	13:40:51.396	1:05.790	42.237	23.553		10	13:42:36.635	<b>1:07.749</b>	<b>43.194</b>	24.555	
10	13:41:56.439	1:05.043	41.032	24.011		11	13:43:45.414	1:08.779	44.146	24.633	
11	13:43:03.717	1:07.278	41.953	25.325							

(73) Lars-Erik Wogsted

1	13:32:13.206	1:06.803	42.711	24.092
2	13:33:18.914	1:05.708	41.836	23.872
3	13:34:24.580	1:05.666	41.749	23.917
4	13:35:29.947	1:05.367	41.481	23.886
5	13:36:34.947	1:05.000	41.265	23.735
6	13:37:39.919	1:04.972	<b>41.226</b>	23.746
7	13:38:44.691	<b>1:04.772</b>	41.254	<b>23.518</b>
8	13:39:49.916	1:05.225	41.417	23.808
9	13:40:55.183	1:05.267	41.638	23.629
10	13:42:01.129	1:05.946	42.038	23.908
11	13:43:07.043	1:05.914	41.836	24.078

(32) Werner Isaksen

1	13:32:14.070	1:07.298	43.141	24.157
2	13:33:20.111	1:06.041	41.995	24.046
3	13:34:25.443	1:05.332	41.560	23.772
4	13:35:30.460	1:05.017	41.384	23.633
5	13:36:35.479	1:05.019	41.417	23.602
6	13:37:40.322	1:04.843	41.083	23.760
7	13:38:45.351	1:05.029	41.412	23.617
8	13:39:50.227	1:04.876	41.089	23.787
9	13:40:55.424	1:05.197	41.640	23.557
10	13:42:03.471	1:08.047	44.659	23.388
11	13:43:07.685	<b>1:04.214</b>	<b>40.869</b>	<b>23.345</b>

(181) Lasse Eidsvold

1	13:32:17.108	1:09.882	45.271	24.611
2	13:33:25.902	1:08.794	43.536	25.258
3	13:34:35.336	1:09.434	44.156	25.278
4	13:35:43.852	1:08.516	43.655	24.861
5	13:36:52.587	1:08.735	43.768	24.967
6	13:38:00.948	1:08.361	43.911	24.450
7	13:39:08.907	1:07.959	43.085	24.874
8	13:40:17.357	1:08.450	44.004	24.446
9	13:41:27.197	1:09.840	45.412	<b>24.428</b>
10	13:42:34.851	<b>1:07.654</b>	<b>42.844</b>	24.810
11	13:43:44.091	1:09.240	43.679	25.561

(29) Øyvind Bertelsen

1	13:32:18.782	1:10.441	45.280	25.161
2	13:33:27.827	1:09.045	44.024	25.021
3	13:34:36.774	1:08.947	43.887	25.060
4	13:35:45.176	1:08.402	43.637	24.765
5	13:36:53.767	1:08.591	43.742	24.849
6	13:38:02.483	1:08.716	43.698	25.018
7	13:39:11.508	1:09.025	43.234	25.791
8	13:40:19.316	1:07.808	43.188	<b>24.620</b>
9	13:41:28.515	1:09.199	43.935	25.264
10	13:42:36.319	<b>1:07.804</b>	<b>42.914</b>	24.890
11	13:43:45.077	1:08.758	43.819	24.939

(42) Jan-Terje Larsen

1	13:32:19.638	1:10.204	45.254	24.950
2	13:33:28.807	1:09.169	44.427	24.742
3	13:34:38.091	1:09.284	44.345	24.939
4	13:35:46.300	1:08.209	43.650	24.559
5	13:36:54.440	1:08.140	43.623	24.517
6	13:38:02.989	1:08.549	44.176	24.373
7	13:39:12.146	1:09.157	44.814	<b>24.343</b>

## NM og NC runde racing på Vålerbanen

Porsche Racing

Vålerbanen 2,261 Km

Startgrid Finale 2

19.09.2009 15:30


Race (12 Laps)

DNS 3 Henry Rorgemoen
<b>16</b> 1:07.749 42 Jan-Terje Larsen
<b>14</b> 1:04.772 73 Lars-Erik Wogsted
<b>12</b> 1:04.539 35 Arne T. Sveen
<b>10</b> 1:04.153 40 Fredrik Thorsteinsen
<b>8</b> 1:03.211 50 Stig A. Borge
<b>6</b> 1:02.944 12 Pål Berg
<b>4</b> 59.206 33 Roger Hermansen
<b>2</b>

1:07.804 29 Øyvind Bertelsen
<b>15</b> 1:07.654 181 Lasse Eidsvold
<b>13</b> 1:04.643 14 Petter Nilsen
<b>11</b> 1:04.214 32 Werner Isaksen
<b>9</b> 1:03.421 913 Sveinung T.- Mork
<b>7</b> 1:02.945 1 John B. Roligheten
<b>5</b> 59.660 671 Christopher Ødegaard
<b>3</b> 58.726 132 Bjørnar Aas
<b>1</b>

8  
7  
6  
5  
4  
3  
2  
1

POLE POSITION



**NM og NC runde racing på Vålerbanen**
**Sorted on Laps**
**Porsche Racing**
**Vålerbanen 2,261 Km**
**Finale 2**
**19.09.2009 15:30**
**Race (12 Laps) started at 17:08:33**

Pos	No.	Name	Entrant	Trademark	Nat./Club	Laps	Total Tm	Diff	Best Tm	Ø km/h
1	132	Bjørnar Aas		Porsche 996 GT3	N-NSK	12	12:40.389		1:00.064	128,454
2	33	Roger Hermansen		Porsche 911	N-PCN	12	12:40.667	0.278	1:00.145	128,407
3	671	Christopher Ødegaard		Porsche	N-PCN	12	12:51.216	10.827	1:00.857	126,651
4	1	John B. Roligheten		Porsche	N-	12	13:25.424	45.035	1:03.982	121,272
5	12	Pål Berg		Porsche	N-	12	13:25.583	45.194	1:03.439	121,248
6	50	Stig A. Borge		Porsche	N-NMK Trogstad	12	13:35.022	54.633	1:04.583	119,844
7	913	Sveinung T.- Mork		Porsche	N-KNA Telemark	12	13:51.732	1:11.343	1:05.342	117,436
8	40	Fredrik Thorsteinsen		Porsche	N-	11	12:39.447	1 Lap	1:05.031	117,896
9	14	Petter Nilsen		Porsche 911	N-	11	12:40.100	1 Lap	1:04.873	117,794
10	35	Arne T. Sveen		Porsche	N-	11	12:42.238	1 Lap	1:05.485	117,464
11	32	Werner Isaksen		Porsche 964	N-	11	12:47.376	1 Lap	1:05.685	116,678
12	181	Lasse Eidsvold		Porsche	N-PCN	11	13:11.403	1 Lap	1:06.855	113,135
13	42	Jan-Terje Larsen		Porsche 964	N-NAF	11	13:13.094	1 Lap	1:07.130	112,894
14	29	Øyvind Bertelsen		Porsche Cayman	N-	11	13:23.790	1 Lap	1:08.584	111,392
15	73	Lars-Erik Wogsted		Porsche 964	N-	4	5:02.489	8 Laps	1:06.227	107,635

**Not classified ()**

3	Henry Rorgemoen		Porsche	N-PCN				DNS		-
---	-----------------	--	---------	-------	--	--	--	-----	--	---

**Announcements**

weather: sunny 17 degrees, dry track

These results are provisional until the conclusion of any judicial and technical matters

Started: 15      Classified: 15      Not classified: 0

Margin of Victory	Ø km/h	Best Lap Tm	km/h	Best Lap by
0.278	128,454	1:00.064	135,515	132 - Bjørnar Aas

 Official Timing by [www.motorsport-events.se](http://www.motorsport-events.se)

Orbits 4

Løpsleder: Geir Tyskeberget

[www.amb-it.com](http://www.amb-it.com)

Juryleder: Frikk Nærby

[www.mylaps.com](http://www.mylaps.com)

Løpssekretær: Laila Tyskeberget

Licensed to: Motorsport Events

Printed: 19.09.2009 17:23:58



## NM og NC runde racing på Vålerbanen

Sorted on Laps

**Porsche Racing**

**Vålerbanen 2,261 Km**

**Finale 2**

**19.09.2009 15:30**

**Race (12 Laps) started at 17:08:33**

Pos	No.	Name	Entrant	Trademark	Nat./Club	Laps	Total Tm	Diff	Best Tm	Ø km/h
<b>Porsche Racing kl 2</b>										
1	32	Werner Isaksen		Porsche 964	N-	11	12:47.376		1:05.685	116,678
2	42	Jan-Terje Larsen		Porsche 964	N-NAF	11	13:13.094	25.718	1:07.130	112,894
3	73	Lars-Erik Wogsted		Porsche 964	N-	4	5:02.489	7 Laps	1:06.227	107,635
<b>Porsche Racing kl 3</b>										
1	1	John B. Roligheten		Porsche	N-	12	13:25.424		1:03.982	121,272
2	50	Stig A. Borge		Porsche	N-NMK Trogstad	12	13:35.022	9.598	1:04.583	119,844
3	40	Fredrik Thorsteinsen		Porsche	N-	11	12:39.447	1 Lap	1:05.031	117,896
4	14	Petter Nilsen		Porsche 911	N-	11	12:40.100	1 Lap	1:04.873	117,794
5	35	Arne T. Sveen		Porsche	N-	11	12:42.238	1 Lap	1:05.485	117,464
6	29	Øyvind Bertelsen		Porsche Cayman	N-	11	13:23.790	1 Lap	1:08.584	111,392
<b>Porsche Racing kl 5</b>										
1	132	Bjørnar Aas		Porsche 996 GT3	N-NSK	12	12:40.389		1:00.064	128,454
2	33	Roger Hermansen		Porsche 911	N-PCN	12	12:40.667	0.278	1:00.145	128,407
3	671	Christopher Ødegaard		Porsche	N-PCN	12	12:51.216	10.827	1:00.857	126,651
4	12	Pål Berg		Porsche	N-	12	13:25.583	45.194	1:03.439	121,248
5	913	Sveinung T.- Mork		Porsche	N-KNA Telemark	12	13:51.732	1:11.343	1:05.342	117,436
6	181	Lasse Eidsvold		Porsche	N-PCN	11	13:11.403	1 Lap	1:06.855	113,135
<b>Not classified ()</b>										
	3	Henry Rorgemoen		Porsche	N-PCN				DNS	-

### Announcements

weather: sunny 17 degrees, dry track

These results are provisional until the conclusion of any judicial and technical matters

Started: 15      Classified: 15      Not classified: 0

Margin of Victory	Ø km/h	Best Lap Tm	km/h	Best Lap by
0.278	128,454	1:00.064	135,515	132 - Bjørnar Aas

Official Timing by [www.motorsport-events.se](http://www.motorsport-events.se)

Orbits 4

Løpsleder: Geir Tyskeberget

[www.amb-it.com](http://www.amb-it.com)

Juryleder: Frikk Nærby

[www.mylaps.com](http://www.mylaps.com)

Løpssekretær: Laila Tyskeberget

Licensed to: Motorsport Events

Printed: 19.09.2009 17:24:29

## NM og NC runde racing på Vålerbanen

Porsche Racing

Vålerbanen 2,261 Km

Finale 2

19.09.2009 15:30

Race (12 Laps) started at 17:08:33

Lap	Time of Day	Lap Tm	S1 Tm	S2 Tm	PT Tm	Lap	Time of Day	Lap Tm	S1 Tm	S2 Tm	PT Tm
<b>(132) Bjørnar Aas</b>						9	17:18:47.826	<b>1:04.614</b>	41.222	23.392	
1	17:10:04.069	<b>1:02.385</b>	39.889	22.496		10	17:19:51.265	<b>1:03.439</b>	<b>40.152</b>	<b>23.287</b>	
2	17:11:04.133	<b>1:00.064</b>	38.146	21.918		11	17:20:55.315	1:04.050	40.624	23.426	
3	17:12:04.462	1:00.329	38.412	<b>21.917</b>		12	17:21:59.215	1:03.900	40.494	23.406	
4	17:13:04.696	1:00.234	<b>38.127</b>	22.107		<b>(50) Stig A. Borge</b>					
5	17:14:05.632	1:00.936	38.482	22.454		1	17:10:11.070	1:05.786	41.842	23.944	
6	17:15:06.552	1:00.920	38.615	22.305		2	17:11:16.528	1:05.458	41.335	24.123	
7	17:16:07.264	1:00.712	38.721	21.991		3	17:12:21.111	<b>1:04.583</b>	40.868	23.715	
8	17:17:08.912	1:01.648	39.165	22.483		4	17:13:26.027	1:04.916	<b>40.805</b>	24.111	
9	17:18:10.205	1:01.293	38.474	22.819		5	17:14:31.923	1:05.896	41.964	23.932	
10	17:19:11.547	1:01.342	38.622	22.720		6	17:15:36.541	1:04.618	40.991	<b>23.627</b>	
11	17:20:12.612	1:01.065	38.672	22.393		7	17:16:41.298	1:04.757	41.012	23.745	
12	17:21:14.021	1:01.409	38.852	22.557		8	17:17:46.344	1:05.046	41.200	23.846	
<b>(33) Roger Hermansen</b>						9	17:18:51.030	1:04.686	40.887	23.799	
1	17:10:04.421	1:02.554	40.090	22.464		10	17:19:56.036	1:05.006	41.252	23.754	
2	17:11:04.566	<b>1:00.145</b>	38.282	21.863		11	17:21:01.973	1:05.937	41.833	24.104	
3	17:12:04.789	1:00.223	38.361	<b>21.862</b>		12	17:22:08.654	1:06.681	42.218	24.463	
4	17:13:05.186	1:00.397	38.281	22.116		<b>(913) Sveinung T.- Mork</b>					
5	17:14:05.848	1:00.662	38.325	22.337		1	17:10:10.888	1:05.841	41.691	<b>24.150</b>	
6	17:15:06.736	1:00.888	38.726	22.162		2	17:11:16.230	<b>1:05.342</b>	<b>41.155</b>	24.187	
7	17:16:07.608	1:00.872	38.925	21.947		3	17:12:23.287	1:07.057	42.580	24.477	
8	17:17:09.245	1:01.637	39.246	22.391		4	17:13:29.824	1:06.537	41.922	24.615	
9	17:18:11.216	1:01.971	38.529	23.442		5	17:14:36.769	1:06.945	42.251	24.694	
10	17:19:11.900	1:00.684	<b>37.996</b>	22.688		6	17:15:42.857	1:06.088	41.702	24.386	
11	17:20:12.780	1:00.880	38.632	22.248		7	17:16:48.951	1:06.094	41.480	24.614	
12	17:21:14.299	1:01.519	39.087	22.432		8	17:17:55.487	1:06.536	41.804	24.732	
<b>(671) Christopher Ødegaard</b>						9	17:19:01.218	1:05.731	41.376	24.355	
1	17:10:05.258	1:02.656	39.912	22.744		10	17:20:07.203	1:05.985	41.360	24.625	
2	17:11:07.474	1:02.216	39.087	23.129		11	17:21:12.612	1:05.409	41.197	24.212	
3	17:12:09.890	1:02.416	39.761	22.655		12	17:22:25.364	1:12.752	43.959	28.793	
4	17:13:12.076	1:02.186	39.754	22.432		<b>(40) Fredrik Thorsteinsen</b>					
5	17:14:13.755	1:01.679	39.097	22.582		1	17:10:12.775	1:06.204	42.194	24.010	
6	17:15:15.343	1:01.588	39.001	22.587		2	17:11:18.209	1:05.434	41.456	23.978	
7	17:16:16.299	1:00.956	38.724	<b>22.232</b>		3	17:12:24.497	1:06.288	41.628	24.660	
8	17:17:17.897	1:01.598	38.850	22.748		4	17:13:30.876	1:06.379	42.316	24.063	
9	17:18:21.773	1:03.876	39.985	23.891		5	17:14:37.316	1:06.440	41.582	24.858	
10	17:19:23.084	1:01.311	38.835	22.476		6	17:15:43.441	1:06.125	41.840	24.285	
11	17:20:23.991	1:00.907	38.641	22.266		7	17:16:49.318	1:05.877	41.434	24.443	
12	17:21:24.848	<b>1:00.857</b>	<b>38.367</b>	22.490		8	17:17:56.476	1:07.158	41.968	25.190	
<b>(1) John B. Roligheten</b>						9	17:19:01.507	<b>1:05.031</b>	<b>40.957</b>	24.074	
1	17:10:08.827	1:04.502	40.972	23.530		10	17:20:07.932	1:06.425	41.476	24.949	
2	17:11:14.075	1:05.248	41.730	23.518		11	17:21:13.079	1:05.147	41.387	<b>23.760</b>	
3	17:12:19.019	1:04.944	41.440	23.504		<b>(14) Petter Nilsen</b>					
4	17:13:23.788	1:04.769	41.009	23.760		1	17:10:14.145	1:06.733			
5	17:14:28.914	1:05.126	41.366	23.760		2	17:11:20.422	1:06.277			
6	17:15:33.500	1:04.586	40.752	23.834		3	17:12:26.431	1:06.009			
7	17:16:38.120	1:04.620	40.706	23.914		4	17:13:31.304	<b>1:04.873</b>			
8	17:17:42.840	1:04.720	41.058	23.662		5	17:14:37.571	1:06.267			
9	17:18:46.858	1:04.018	40.617	<b>23.401</b>		6	17:15:44.230	1:06.659			
10	17:19:51.010	1:04.152	40.564	23.588		7	17:16:49.584	1:05.354			
11	17:20:54.992	<b>1:03.982</b>	40.362	23.620		8	17:17:56.655	1:07.071	42.001	25.070	
12	17:21:59.056	1:04.064	<b>40.253</b>	23.811		9	17:19:01.807	1:05.152			
<b>(12) Pål Berg</b>						10	17:20:08.014	1:06.207	<b>41.587</b>	<b>24.620</b>	
1	17:10:08.421	1:04.969	41.374	23.595		11	17:21:13.732	1:05.718			
2	17:11:14.813	1:06.392	42.856	23.536		<b>(35) Arne T. Sveen</b>					
3	17:12:20.078	1:05.265	41.681	23.584		1	17:10:14.702	1:06.631	42.270	24.361	
4	17:13:24.874	1:04.796				2	17:11:21.205	1:06.503	42.184	24.319	
5	17:14:29.405	1:04.531	40.947	23.584		3	17:12:28.012	1:06.807	42.101	24.706	
6	17:15:34.222	1:04.817	41.066	23.751		4	17:13:33.978	1:05.966	41.609	24.357	
7	17:16:38.542	1:04.320	40.880	23.440		5	17:14:39.688	1:05.710	41.658	24.052	
8	17:17:43.212	1:04.670	41.125	23.545		6	17:15:45.610	1:05.922	41.793	24.129	

## NM og NC runde racing på Vålerbanen

Porsche Racing

Vålerbanen 2,261 Km

Finale 2

19.09.2009 15:30

Race (12 Laps) started at 17:08:33

Lap	Time of Day	Lap Tm	S1 Tm	S2 Tm	PT Tm	Lap	Time of Day	Lap Tm	S1 Tm	S2 Tm	PT Tm
7	17:16:51.179	<b>1:05.569</b>	41.574	23.995							
8	17:17:57.624	<b>1:06.445</b>	41.607	24.838							
9	17:19:03.193	<b>1:05.569</b>	41.943	<b>23.626</b>							
10	17:20:08.678	<b>1:05.485</b>	<b>41.209</b>	24.276							
11	17:21:15.870	1:07.192	41.974	25.218							

(32) Werner Isaksen

1	17:10:13.960	1:07.928	43.457	24.471	
2	17:11:20.219	1:06.259	42.067	24.192	
3	17:12:27.357	1:07.138	42.636	24.502	
4	17:13:33.238	1:05.881	41.826	24.055	
5	17:14:39.131	1:05.893	41.822	24.071	
6	17:15:45.093	1:05.962	41.914	<b>24.048</b>	
7	17:16:50.778	<b>1:05.685</b>	41.601	24.084	
8	17:17:57.294	1:06.516	<b>41.475</b>	25.041	
9	17:19:04.997	1:07.703	43.285	24.418	
10	17:20:12.237	1:07.240	42.425	24.815	
11	17:21:21.008	1:08.771	44.105	24.666	

(181) Lasse Eidsvold

1	17:10:18.951	1:09.568	44.601	24.967	
2	17:11:29.183	1:10.232	45.375	24.857	
3	17:12:38.384	1:09.201	44.331	24.870	
4	17:13:47.549	1:09.165	43.771	25.394	
5	17:14:57.192	1:09.643	43.968	25.675	
6	17:16:05.234	1:08.042	43.072	24.970	
7	17:17:13.374	1:08.140	43.446	24.694	
8	17:18:22.974	1:09.600	44.026	25.574	
9	17:19:29.829	<b>1:06.855</b>	<b>42.321</b>	<b>24.534</b>	
10	17:20:37.360	1:07.531	42.357	25.174	
11	17:21:45.035	1:07.675	42.661	25.014	

(42) Jan-Terje Larsen

1	17:10:21.364	1:11.040	45.612	25.428	
2	17:11:30.854	1:09.490	44.404	25.086	
3	17:12:40.124	1:09.270	44.202	25.068	
4	17:13:48.797	1:08.673	43.769	24.904	
5	17:14:58.057	1:09.260	43.907	25.353	
6	17:16:07.128	1:09.071	43.797	25.274	
7	17:17:15.991	1:08.863	44.289	24.574	
8	17:18:24.884	1:08.893	44.325	24.568	
9	17:19:32.176	1:07.292	42.911	<b>24.381</b>	
10	17:20:39.306	<b>1:07.130</b>	<b>42.613</b>	24.517	
11	17:21:46.726	1:07.420	42.960	24.460	

(29) Øyvind Bertelsen

1	17:10:22.457	1:11.620	45.621	25.999	
2	17:11:32.447	1:09.990	44.751	25.239	
3	17:12:41.623	1:09.176	44.103	<b>25.073</b>	
4	17:13:51.220	1:09.597	44.055	25.542	
5	17:15:00.331	1:09.111	43.890	25.221	
6	17:16:10.502	1:10.171	43.995	26.176	
7	17:17:20.194	1:09.692	44.083	25.609	
8	17:18:29.132	1:08.938	43.445	25.493	
9	17:19:38.808	1:09.676	43.785	25.891	
10	17:20:47.392	<b>1:08.584</b>	<b>43.394</b>	25.190	
11	17:21:57.422	1:10.030	44.133	25.897	

(73) Lars-Erik Wogsted

1	17:10:15.990	1:06.848	42.459	24.389	
2	17:11:22.217	<b>1:06.227</b>	<b>42.086</b>	<b>24.141</b>	
3	17:12:28.655	1:06.438	42.128	24.310	
4	17:13:36.121	1:07.466	42.622	24.844	