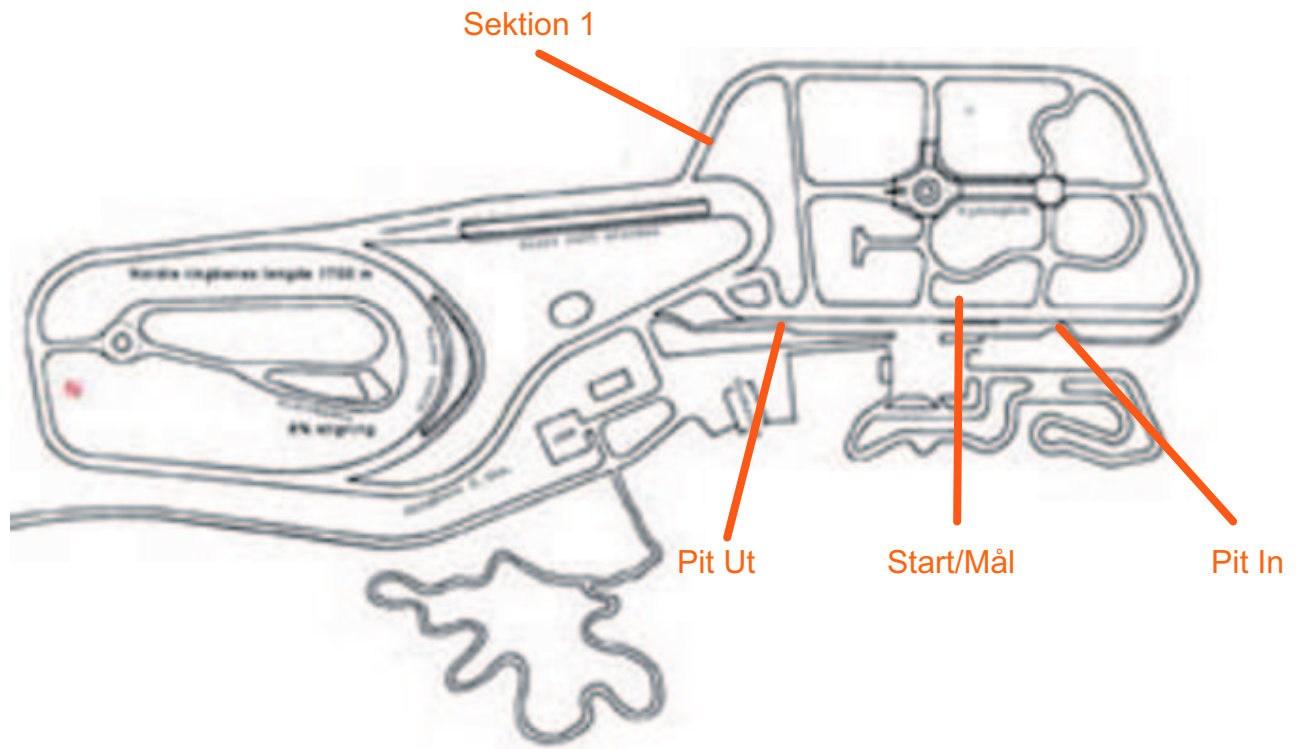


**Resultater NM finalen i Racing på Vålerbanen
18.-19. september 2009**

Vålerbanen



NM og NC runde racing på Vålerbanen
Sorted on Best Lap time
Formel Basic
Vålerbanen 2,261 Km
Løps trening
18.09.2009 16:50
Practice (15:00 Time) started at 17:09:56

Pos	No.	Name	Entrant	Trademark	Nat./Club	Laps	Best Tm	Diff	In Lap	km/h
1	3	Olav Opås		Van Diemen	N-KNA Solør Motorspo	6	1:01.366		6	132,640
2	69	Aleksander Schjerpen		Van Diemen	N-KNA Solør Motorsport	7	1:02.358	0.992	4	130,530
3	100	Stein Frederic Akre		Van Diemen	N-NMK Trysil	6	1:02.497	1.131	4	130,240
4	2	Aleksander Istad		Van Diemen	N-KNA Oslo & Omegn	6	1:02.506	1.140	3	130,221
5	1	Thomas Guttormsen		Van Diemen	N-NMK Modum & Sigdal	6	1:02.610	1.244	5	130,005
6	77	Raymond Handland			N-NMK Bergen	6	1:02.693	1.327	4	129,833
7	5	Anders G. Lindstad		Basic	N-KNA Solør Motorsport	6	1:02.950	1.584	5	129,303
8	4	Andreas Bakkerud			N-	6	1:03.177	1.811	4	128,838
9	27	Elling Sebastian Aarvik		Van Diemen	N-NMK Rennebu	6	1:03.581	2.215	4	128,019
10	58	Simen Bråthen		Van Diemen	N-KNA Rudskogen	6	1:03.843	2.477	6	127,494
11	7	Dag Wasmuth		Basic	N-KNA Solør Motorsport	6	1:04.103	2.737	3	126,977
12	73	Christian Sandmo		Van Diemen	N-NMK Drammen	6	1:04.195	2.829	6	126,795
13	66	Tommy Østgaard		Van Diemen	N-KNA Varna	5	1:04.262	2.896	2	126,663
14	20	Andre Andersson		Van Diemen	S-	5	1:04.536	3.170	2	126,125
15	9	Simon Hultén		Van Diemen	S-KS Klippan	5	1:05.916	4.550	3	123,484
16	88	Thorleif Wedaa Hønsi		Van Diemen	N-NMK Bergen	6	1:07.544	6.178	6	120,508
17	99	Joakim Aasgaard		Van Diemen	N-KNA Varna	3	1:07.876	6.510	3	119,919
18	96	Mathias Hansen		Van Diemen	N-NMK Trysil	5	1:08.372	7.006	3	119,049
19	30	Trond Brekke		Van Diemen	N-NMK Vest-Telemark	2	1:34.331	32.965	1	86,288

NM og NC runde racing på Vålerbanen

Formel Basic

Vålerbanen 2,261 Km

Løps trening

18.09.2009 16:50

Practice (15:00 Time) started at 17:09:56

Lap	Time of Day	Lap Tm	S1 Tm	S2 Tm	PT Tm
(3) Olav Opås					
1	17:13:06.465	1:09.208	45.399	23.809	
2	17:14:08.533	1:02.068	39.161	22.907	
3	17:15:10.187	1:01.654	39.158	22.496	
4	17:16:11.995	1:01.808	38.961	22.847	
5	17:17:13.729	1:01.734	39.204	22.530	
6	17:18:15.095	1:01.366	38.920	22.446	

(69) Aleksander Schjerpen					
1	17:12:21.028	1:03.158	40.031	23.127	
2	17:13:25.156	1:04.128	41.073	23.055	
3	17:14:27.860	1:02.704	39.690	23.014	
4	17:15:30.218	1:02.358	39.609	22.749	
5	17:16:32.938	1:02.720	39.799	22.921	
6	17:17:35.917	1:02.979	39.731	23.248	
7	17:18:39.078	1:03.161	40.442	22.719	

(100) Stein Frederic Akre					
1	17:12:42.330	1:03.800	40.765	23.035	
2	17:13:45.114	1:02.784	39.750	23.034	
3	17:14:47.926	1:02.812	39.868	22.944	
4	17:15:50.423	1:02.497	39.543	22.954	
5	17:16:53.773	1:03.350	40.023	23.327	
6	17:17:56.370	1:02.597	39.864	22.733	

(2) Aleksander Istad					
1	17:12:34.278	1:04.400	41.080	23.320	
2	17:13:37.696	1:03.418	40.410	23.008	
3	17:14:40.202	1:02.506	39.736	22.770	
4	17:15:42.947	1:02.745	39.637	23.108	
5	17:16:47.772	1:04.825	40.852	23.973	
6	17:17:51.199	1:03.427	39.933	23.494	

(1) Thomas Guttormsen					
1	17:12:19.436	1:03.450	40.375	23.075	
2	17:13:22.305	1:02.869	39.713	23.156	
3	17:14:31.810	1:09.505	41.869	27.636	
4	17:15:34.470	1:02.660	40.124	22.536	
5	17:16:37.080	1:02.610	39.835	22.775	
6	17:17:39.697	1:02.617	39.875	22.742	

(77) Raymond Handland					
1	17:12:47.970	1:05.936	42.307	23.629	
2	17:13:52.091	1:04.121	40.607	23.514	
3	17:14:55.997	1:03.906	40.943	22.963	
4	17:15:58.690	1:02.693	39.904	22.789	
5	17:17:01.956	1:03.266	40.197	23.069	
6	17:18:05.005	1:03.049	39.993	23.056	

(5) Anders G. Lindstad					
1	17:12:28.611	1:03.632	40.580	23.052	
2	17:13:32.440	1:03.829	41.115	22.714	
3	17:14:35.461	1:03.021	39.894	23.127	
4	17:15:39.570	1:04.109	41.246	22.863	
5	17:16:42.520	1:02.950	40.291	22.659	
6	17:17:45.597	1:03.077	40.499	22.578	

(4) Andreas Bakkerud					
1	17:12:44.694	1:04.285	40.942	23.343	
2	17:13:49.044	1:04.350	40.906	23.444	
3	17:14:52.533	1:03.489	40.333	23.156	
4	17:15:55.710	1:03.177	39.874	23.303	
5	17:17:29.173	1:33.463	1:07.141	26.322	
6	17:18:33.267	1:04.094	40.921	23.173	

(27) Elling Sebastian Aarvik					
1	17:12:20.642	1:04.014	40.504	23.510	
2	17:13:25.789	1:05.147	41.740	23.407	
3	17:14:30.080	1:04.291	40.032	24.259	
4	17:15:33.661	1:03.581	40.048	23.533	
5	17:16:39.566	1:05.905	42.299	23.606	
6	17:17:44.753	1:05.187	41.724	23.463	

(58) Simen Bråthen					
1	17:12:28.208	1:05.970	42.580	23.390	
2	17:13:34.118	1:05.910	42.696	23.214	
3	17:14:38.538	1:04.420	41.104	23.316	
4	17:15:43.230	1:04.692	41.067	23.625	
5	17:16:48.238	1:05.008	41.248	23.760	
6	17:17:52.081	1:03.843	40.494	23.349	

(7) Dag Wasmuth					
1	17:12:48.301	1:06.983	42.673	24.310	
2	17:13:53.159	1:04.858	41.237	23.621	
3	17:14:57.262	1:04.103	40.573	23.530	
4	17:16:17.143	1:19.881	53.989	25.892	
5	17:17:22.955	1:05.812	41.923	23.889	
6	17:18:28.060	1:05.105	41.442	23.663	

(73) Christian Sandmo					
1	17:12:45.375	1:08.644	44.196	24.448	
2	17:13:50.442	1:05.067	41.269	23.798	
3	17:14:55.127	1:04.685	41.090	23.595	
4	17:15:59.859	1:04.732	41.109	23.623	
5	17:17:04.603	1:04.744	41.411	23.333	
6	17:18:08.798	1:04.195	40.831	23.364	

(66) Tommy Østgaard					
1	17:12:35.674	1:05.575	42.143	23.432	
2	17:13:39.936	1:04.262	40.931	23.331	
p3	17:14:57.611	1:17.675	40.504		
4	17:17:16.165	2:18.554		23.295	1:10.146
5	17:18:20.446	1:04.281	40.860	23.421	

(20) Andre Andersson					
1	17:12:25.845	1:05.446	41.782	23.664	
2	17:13:30.381	1:04.536	41.255	23.281	
3	17:14:35.081	1:04.700	41.268	23.432	
4	17:15:40.320	1:05.239	41.871	23.368	
p5	17:16:57.324	1:17.004	42.690		

(9) Simon Hultén					
1	17:12:53.593	1:10.348	44.209	26.139	
2	17:13:59.714	1:06.121	42.131	23.990	
3	17:15:05.630	1:05.916	41.705	24.211	
p4	17:16:20.614	1:14.984	42.812		
5	17:18:11.618	1:51.004		24.118	41.651

(88) Thorleif Wedaa Hønsi					
1	17:13:00.525	1:18.883	47.737	31.146	
2	17:14:11.526	1:11.001	45.871	25.130	
3	17:15:19.985	1:08.459	43.762	24.697	
4	17:16:28.077	1:08.092	43.679	24.413	
5	17:17:37.146	1:09.069	43.456	25.613	
6	17:18:44.690	1:07.544	43.200	24.344	

(99) Joakim Aasgaard					
p1	17:13:06.740	1:30.744	50.760		
2	17:17:34.801	4:28.061	3:37.044	26.714	3:16.615
3	17:18:42.677	1:07.876	43.465	24.411	

NM og NC runde racing på Vålerbanen

Formel Basic

Vålerbanen 2,261 Km

Løps trening

18.09.2009 16:50

Practice (15:00 Time) started at 17:09:56

Lap	Time of Day	Lap Tm	S1 Tm	S2 Tm	PT Tm	Lap	Time of Day	Lap Tm	S1 Tm	S2 Tm	PT Tm
(96) Mathias Hansen											
1	17:13:07.469	1:13.976	47.826	26.150							
2	17:14:17.462	1:09.993	44.621	25.372							
3	17:15:25.834	1:08.372	43.396	24.976							
4	17:16:35.143	1:09.309	44.752	24.557							
5	17:17:53.010	1:17.867	50.190	27.677							
(30) Trond Brekke											
1	17:13:00.851	1:34.331	1:06.834	27.497							
p2	17:14:18.924	1:18.073	44.243								

NM og NC runde racing på Vålerbanen
Sorted on Best Lap time
Formel Basic
Vålerbanen 2,261 Km
Tidstrening
19.09.2009 11:30
Qualify (15:00 Time) started at 11:20:43

Pos	No.	Name	Entrant	Trademark	Nat./Club	Laps	Best Tm	Diff	In Lap	km/h
1	3	Olav Opås		Van Diemen	N-KNA Solør Motorsport	12	1:00.846		3	133,774
2	69	Aleksander Schjerpen		Van Diemen	N-KNA Solør Motorsport	13	1:01.513	0.667	13	132,323
3	5	Anders G. Lindstad		Basic	N-KNA Solør Motorsport	13	1:01.520	0.674	3	132,308
4	1	Thomas Guttormsen		Van Diemen	N-NMK Modum & Sigdal	13	1:01.847	1.001	8	131,609
5	27	Elling Sebastian Aarvik		Van Diemen	N-NMK Rennebu	13	1:01.914	1.068	10	131,466
6	66	Tommy Østgaard		Van Diemen	N-KNA Varna	13	1:01.926	1.080	11	131,441
7	2	Aleksander Istad		Van Diemen	N-KNA Oslo & Omegn	12	1:02.040	1.194	12	131,199
8	100	Stein Frederic Akre		Van Diemen	N-NMK Trysil	13	1:02.435	1.589	5	130,369
9	4	Andreas Bakkerud			N-	13	1:02.543	1.697	12	130,144
10	58	Simen Bråthen		Van Diemen	N-KNA Rudskogen	11	1:02.859	2.013	8	129,490
11	77	Raymond Handland			N-NMK Bergen	6	1:02.949	2.103	5	129,305
12	7	Dag Wasmuth		Basic	N-KNA Solør Motorsport	13	1:03.218	2.372	11	128,754
13	73	Christian Sandmo		Van Diemen	N-NMK Drammen	13	1:03.353	2.507	10	128,480
14	20	Andre Andersson		Van Diemen	S-	12	1:03.758	2.912	11	127,664
15	33	Gjermund Dybendal		Van Diemen	N-NMK Trysil	13	1:04.097	3.251	10	126,989
16	30	Trond Brekke		Van Diemen	N-NMK Vest-Telemark	13	1:04.148	3.302	12	126,888
17	9	Simon Hultén		Van Diemen	S-KS Klippan	11	1:05.186	4.340	3	124,867
18	99	Joakim Aasgaard		Van Diemen	N-KNA Varna	12	1:05.570	4.724	10	124,136
19	96	Mathias Hansen		Van Diemen	N-NMK Trysil	12	1:06.697	5.851	9	122,038
20	88	Thorleif Wedaa Hønsi		Van Diemen	N-NMK Bergen	12	1:07.008	6.162	5	121,472

Announcements

weather: sunny 15 degrees, dry track

These results are provisional until the conclusion of any judicial and technical matters

NM og NC runde racing på Vålerbanen

Formel Basic

Vålerbanen 2,261 Km

Tidstrening

19.09.2009 11:30

Qualify (15:00 Time) started at 11:20:43

Lap	Time of Day	Lap Tm	S1 Tm	S2 Tm	PT Tm	Lap	Time of Day	Lap Tm	S1 Tm	S2 Tm	PT Tm						
(3) Olav Opås																	
1	11:23:04.842	1:02.355	39.578	22.777		6	11:28:28.338	1:02.593	39.453	23.140							
2	11:24:06.138	1:01.296	38.901	22.395		7	11:29:31.536	1:03.198	39.932	23.266							
3	11:25:06.984	1:00.846	38.553	22.293		8	11:30:35.138	1:03.602	40.121	23.481							
4	11:26:07.988	1:01.004	38.558	22.446		9	11:31:37.380	1:02.242	39.286	22.956							
5	11:27:10.002	1:02.014	39.569	22.445		10	11:32:39.294	1:01.914	39.029	22.885							
6	11:28:11.260	1:01.258	38.770	22.488		11	11:33:42.632	1:03.338	40.173	23.165							
7	11:29:12.599	1:01.339	38.618	22.721		12	11:34:45.276	1:02.644	39.519	23.125							
p8	11:30:17.220	1:04.621	39.157			13	11:35:47.933	1:02.657	39.592	23.065							
9	11:33:04.119	2:46.899		23.256		(66) Tommy Østgaard											
10	11:34:07.972	1:03.853	40.206	23.647		1	11:23:33.831	1:28.011	1:00.417	27.594							
11	11:35:09.660	1:01.688	39.220	22.468		2	11:24:39.322	1:05.491	42.039	23.452							
12	11:36:12.345	1:02.685	39.992	22.693		3	11:25:44.152	1:04.830	41.899	22.931							
(69) Aleksander Schjerpen																	
1	11:23:01.162	1:04.360	41.099	23.261		4	11:26:48.310	1:04.158	40.683	23.475							
2	11:24:03.876	1:02.714	39.618	23.096		5	11:27:52.249	1:03.939	41.047	22.892							
3	11:25:06.038	1:02.162	39.423	22.739		6	11:28:54.771	1:02.522	39.437	23.085							
4	11:26:08.960	1:02.922	39.867	23.055		7	11:29:57.274	1:02.503	39.448	23.055							
5	11:27:16.329	1:07.369	42.655	24.714		8	11:31:02.451	1:05.177	39.821	25.356							
6	11:28:18.894	1:02.565	39.531	23.034		9	11:32:05.435	1:02.984	40.083	22.901							
7	11:29:21.176	1:02.282	39.396	22.886		10	11:33:07.836	1:02.401	39.589	22.812							
8	11:30:22.996	1:01.820	39.238	22.582		11	11:34:09.762	1:01.926	39.297	22.629							
9	11:31:26.401	1:03.405	39.935	23.470		12	11:35:12.123	1:02.361	39.204	23.157							
10	11:32:28.665	1:02.264	39.233	23.031		13	11:36:16.155	1:04.032	40.601	23.431							
11	11:33:34.464	1:05.799	40.941	24.858		(2) Aleksander Istad											
12	11:34:36.293	1:01.829	39.149	22.680		1	11:24:03.054	1:05.722	41.878	23.844							
13	11:35:37.806	1:01.513	38.969	22.544		2	11:25:06.918	1:03.864	40.843	23.021							
(5) Anders G. Lindstad																	
1	11:23:40.536	1:06.755	42.937	23.818		3	11:26:09.376	1:02.458	39.554	22.904							
2	11:24:43.413	1:02.877	40.024	22.853		4	11:27:13.518	1:04.142	40.618	23.524							
3	11:25:44.933	1:01.520	38.995	22.525		5	11:28:16.328	1:02.810	39.967	22.843							
4	11:26:48.656	1:03.723	39.900	23.823		6	11:29:18.984	1:02.656	39.862	22.794							
5	11:27:51.227	1:02.571	40.069	22.502		7	11:30:22.467	1:03.483	40.544	22.939							
6	11:28:53.054	1:01.827	39.254	22.573		8	11:31:26.727	1:04.260	40.076	24.184							
7	11:29:55.188	1:02.134	39.635	22.499		9	11:32:29.239	1:02.512	39.429	23.083							
8	11:30:57.371	1:02.183	39.657	22.526		10	11:33:31.686	1:02.447	39.300	23.147							
9	11:31:59.418	1:02.047	39.418	22.629		11	11:34:34.163	1:02.477	39.704	22.773							
10	11:33:01.503	1:02.085	39.721	22.364		12	11:35:36.203	1:02.040	39.369	22.671							
11	11:34:05.918	1:04.415	40.233	24.182		(100) Stein Frederic Akre											
12	11:35:08.203	1:02.285	38.903	23.382		1	11:23:18.499	1:05.618	42.046	23.572							
13	11:36:10.801	1:02.598	40.163	22.435		2	11:24:22.274	1:03.775	40.622	23.153							
(1) Thomas Guttormsen																	
1	11:23:08.329	1:04.529	40.930	23.599		3	11:25:25.128	1:02.854	39.899	22.955							
2	11:24:11.501	1:03.172	40.137	23.035		4	11:26:27.998	1:02.870	39.713	23.157							
3	11:25:33.456	1:21.955	57.820	24.135		5	11:27:30.433	1:02.435	39.324	23.111							
4	11:26:35.781	1:02.325	39.251	23.074		6	11:28:33.507	1:03.074	39.082	23.992							
5	11:27:38.109	1:02.328	39.151	23.177		7	11:29:36.615	1:03.108	40.169	22.939							
6	11:28:44.778	1:06.669	43.561	23.108		8	11:30:39.776	1:03.161	40.370	22.791							
7	11:29:47.794	1:03.016	39.482	23.534		9	11:31:43.488	1:03.712	40.593	23.119							
8	11:30:49.641	1:01.847	39.429	22.418		10	11:32:46.552	1:03.064	39.771	23.293							
9	11:31:52.296	1:02.655	40.066	22.589		11	11:33:49.296	1:02.744	39.927	22.817							
10	11:32:55.478	1:03.182	40.231	22.951		12	11:34:52.448	1:03.152	39.977	23.175							
11	11:33:57.445	1:01.967	39.319	22.648		13	11:36:03.568	1:11.120	48.315	22.805							
12	11:35:01.029	1:03.584	40.738	22.846		(4) Andreas Bakkerud											
13	11:36:03.100	1:02.071	39.394	22.677		1	11:23:08.163	1:04.727	40.981	23.746							
(27) Elling Sebastian Aarvik																	
1	11:23:09.776	1:06.268	41.613	24.655		2	11:24:12.340	1:04.177	40.662	23.515							
2	11:24:16.405	1:06.629	43.216	23.413		3	11:25:15.233	1:02.893	39.854	23.039							
3	11:25:19.559	1:03.154	39.564	23.590		4	11:26:18.434	1:03.201	39.940	23.261							
4	11:26:22.142	1:02.583	39.508	23.075		5	11:27:22.910	1:04.476	41.265	23.211							
5	11:27:25.745	1:03.603	40.354	23.249		6	11:28:30.107	1:07.197	40.306	26.891							
						7	11:29:34.913	1:04.806	41.410	23.396							
						8	11:30:37.611	1:02.698	39.495	23.203							
						9	11:31:43.923	1:06.312	43.270	23.042							
						10	11:32:46.544	1:02.621	39.204	23.417							
						11	11:33:49.739	1:03.195	40.478	22.717							
						12	11:34:52.282	1:02.543	39.338	23.205							

NM og NC runde racing på Vålerbanen

Formel Basic
Vålerbanen 2,261 Km
Tidstrening
19.09.2009 11:30
Qualify (15:00 Time) started at 11:20:43

Lap	Time of Day	Lap Tm	S1 Tm	S2 Tm	PT Tm	Lap	Time of Day	Lap Tm	S1 Tm	S2 Tm	PT Tm
13	11:36:02.934	1:10.652	47.605	23.047							
(58) Simen Bråthen						(33) Gjermund Dybendal					
1	11:23:09.126	1:04.363	41.045	23.318		1	11:23:25.585	1:07.190	43.339	23.851	
2	11:24:13.456	1:04.330	41.163	23.167		2	11:24:30.424	1:04.839	41.119	23.720	
p3	11:25:22.242	1:08.786	39.987			3	11:25:35.025	1:04.601	41.029	23.572	
4	11:27:27.148	2:04.906		23.318		4	11:26:39.131	1:04.106	40.403	23.703	
5	11:28:30.032	1:02.884	40.142	22.742		5	11:27:43.352	1:04.221	40.734	23.487	
6	11:29:33.250	1:03.218	39.843	23.375		6	11:28:47.577	1:04.225	40.684	23.541	
7	11:30:36.402	1:03.152	40.175	22.977		7	11:29:54.985	1:07.408	41.200	26.208	
8	11:31:39.261	1:02.859	39.944	22.915		8	11:31:02.446	1:07.461	41.685	25.776	
9	11:32:42.539	1:03.278	40.227	23.051		9	11:32:07.347	1:04.901	41.464	23.437	
p10	11:33:51.511	1:08.972	40.396			10	11:33:11.444	1:04.097	40.577	23.520	
11	11:35:51.835	2:00.324	54.826	23.089		11	11:34:15.735	1:04.291	40.890	23.401	
						12	11:35:22.992	1:07.257	41.712	25.545	
						13	11:36:35.260	1:12.268	42.367	29.901	
(77) Raymond Handland						(30) Trond Brekke					
1	11:23:13.445	1:05.724	41.666	24.058		1	11:23:20.247	1:09.319	44.868	24.451	
2	11:24:18.704	1:05.259	41.852	23.407		2	11:24:28.910	1:08.663	43.662	25.001	
3	11:25:22.157	1:03.453	40.424	23.029		3	11:25:36.234	1:07.324	43.552	23.772	
4	11:26:26.349	1:04.192	40.881	23.311		4	11:26:42.064	1:05.830	41.765	24.065	
5	11:27:29.298	1:02.949	40.256	22.693		5	11:27:47.871	1:05.807	41.801	24.006	
6	11:28:32.874	1:03.576	39.940	23.636		6	11:28:56.725	1:08.854	41.854	27.000	
						7	11:30:03.242	1:06.517	42.256	24.261	
(7) Dag Wasmuth						(9) Simon Hultén					
1	11:23:14.874	1:04.884	41.488	23.396		1	11:23:41.123	1:10.450	44.964	25.486	
2	11:24:26.458	1:11.584	47.854	23.730		2	11:24:48.631	1:07.508	43.451	24.057	
3	11:25:30.689	1:04.231	40.831	23.400		3	11:25:53.817	1:05.186	41.338	23.848	
4	11:26:34.866	1:04.177	40.673	23.504		4	11:26:59.073	1:05.256	41.284	23.972	
5	11:27:38.603	1:03.737	40.473	23.264		5	11:28:04.618	1:05.545	41.415	24.130	
6	11:28:42.797	1:04.194	40.322	23.872		6	11:29:10.476	1:05.858	41.662	24.196	
7	11:29:48.047	1:05.250	41.047	24.203		7	11:30:16.352	1:05.876	41.943	23.933	
8	11:30:52.803	1:04.756	41.249	23.507		8	11:31:21.971	1:05.619	41.592	24.027	
9	11:31:57.029	1:04.226	40.840	23.386		p9	11:32:36.757	1:14.786	42.524		
10	11:33:00.564	1:03.535	39.892	23.643		10	11:34:30.548	1:53.791		24.145	
11	11:34:03.782	1:03.218	39.742	23.476		11	11:35:35.760	1:05.212	41.419	23.793	
12	11:35:08.073	1:04.291	39.796	24.495							
13	11:36:11.835	1:03.762	40.732	23.030		(99) Joakim Aasgaard					
						1	11:23:48.839	1:10.983	45.117	25.866	
(73) Christian Sandmo						2	11:24:56.897	1:08.058	43.218	24.840	
1	11:23:41.594	1:07.032	42.788	24.244		3	11:26:10.732	1:13.835	43.562	30.273	
2	11:24:47.746	1:06.152	42.464	23.688		4	11:27:18.527	1:07.795	42.956	24.839	
3	11:25:51.859	1:04.113	40.683	23.430		5	11:28:25.610	1:07.083	42.477	24.606	
4	11:26:56.440	1:04.581	40.463	24.118		6	11:29:32.256	1:06.646	42.180	24.466	
5	11:28:02.161	1:05.721	41.422	24.299		7	11:30:38.967	1:06.711	42.453	24.258	
6	11:29:06.924	1:04.763	41.151	23.612		8	11:31:46.100	1:07.133	42.801	24.332	
7	11:30:11.331	1:04.407	41.062	23.345		9	11:32:51.890	1:05.790	41.566	24.224	
8	11:31:15.101	1:03.770	40.559	23.211		10	11:33:57.460	1:05.570	41.495	24.075	
9	11:32:19.058	1:03.957	40.690	23.267		11	11:35:09.521	1:12.061	43.028	29.033	
10	11:33:22.411	1:03.353	40.161	23.192		12	11:36:17.259	1:07.738	43.504	24.234	
11	11:34:26.305	1:03.894	40.183	23.711		(96) Mathias Hansen					
12	11:35:29.966	1:03.661	40.412	23.249		1	11:23:44.485	1:14.624	48.303	26.321	
13	11:36:33.962	1:03.996	40.491	23.505		2	11:24:55.204	1:10.719	45.253	25.466	
(20) Andre Andersson						3	11:26:05.644	1:10.440	44.983	25.457	
1	11:23:55.305	1:07.055	43.270	23.785		4	11:27:17.514	1:11.870	44.694	27.176	
2	11:25:00.520	1:05.215	41.607	23.608		5	11:28:25.840	1:08.326	43.150	25.176	
3	11:26:06.678	1:06.158	41.373	24.785		6	11:29:35.590	1:09.750	44.395	25.355	
4	11:27:16.947	1:10.269	44.003	26.266		7	11:30:43.452	1:07.862	43.553	24.309	
5	11:28:20.983	1:04.036	40.669	23.367							
6	11:29:25.036	1:04.053	40.663	23.390							
7	11:30:30.136	1:05.100	41.677	23.423							
8	11:31:34.663	1:04.527	41.046	23.481							
9	11:32:39.390	1:04.727	40.790	23.937							
10	11:33:43.293	1:03.903	40.792	23.111							
11	11:34:47.051	1:03.758	40.581	23.177							
12	11:35:51.517	1:04.466	41.150	23.316							

NM og NC runde racing på Vålerbanen

Formel Basic

Vålerbanen 2,261 Km

Tidstrening

19.09.2009 11:30

Qualify (15:00 Time) started at 11:20:43

Lap	Time of Day	Lap Tm	S1 Tm	S2 Tm	PT Tm	Lap	Time of Day	Lap Tm	S1 Tm	S2 Tm	PT Tm
8	11:31:51.527	1:08.075	43.556	24.519							
9	11:32:58.224	1:06.697	42.491	24.206							
10	11:34:05.686	1:07.462	43.120	24.342							
11	11:35:14.068	1:08.382	43.816	24.566							
12	11:36:21.333	1:07.265	42.824	24.441							

(88) Thorleif Wedaa Hønsi

1	11:23:29.837	1:12.693	47.135	25.558	
2	11:24:38.589	1:08.752	43.758	24.994	
3	11:25:47.642	1:09.053	44.480	24.573	
4	11:26:56.590	1:08.948	43.960	24.988	
5	11:28:03.598	1:07.008	43.027	23.981	
6	11:29:12.697	1:09.099	43.782	25.317	
7	11:30:20.283	1:07.586	43.103	24.483	
8	11:31:28.470	1:08.187	43.380	24.807	
9	11:32:36.280	1:07.810	43.815	23.995	
10	11:33:56.760	1:20.480	53.753	26.727	
11	11:35:08.854	1:12.094	46.475	25.619	
12	11:36:17.719	1:08.865	43.489	25.376	

NM og NC runde racing på Vålerbanen

Formel Basic

Vålerbanen 2,261 Km

Startgrid Finale 1


19.09.2009 13:50

Race (8 Laps)

1:07.008 88 Thorleif Wedaa Hønsi
20 1:05.570 99 Joakim Aasgaard
18 1:04.148 30 Trond Brekke
16 1:03.758 20 Andre Andersson
14 1:03.218 7 Dag Wasmuth
12 1:02.859 58 Simen Bråthen
10 1:02.435 100 Stein Frederic Akre
8 1:01.926 66 Tommy Østgaard
6 1:01.847 1 Thomas Guttormsen
4 1:01.513 69 Aleksander Schjerpen
2

1:06.697 96 Mathias Hansen	10	
19 1:05.186 9 Simon Hultén		9
17 1:04.097 33 Gjermund Dybendal		8
15 1:03.353 73 Christian Sandmo		7
13 1:02.949 77 Raymond Handland		6
11 1:02.543 4 Andreas Bakkerud		5
9 1:02.040 2 Aleksander Istad		4
7 1:01.914 27 Elling Sebastian Aarvik		3
5 1:01.520 5 Anders G. Lindstad		2
3 1:00.846 3 Olav Opås		1
1		

POLE POSITION



NM og NC runde racing på Vålerbanen

Sorted on Laps

Formel Basic

Vålerbanen 2,261 Km

Finale 1

19.09.2009 13:50

Race (8 Laps) started at 14:23:58

Pos	No.	Name	Entrant	Trademark	Nat./Club	Laps	Total Tm	Diff	Best Tm	Ø km/h
1	3	Olav Opås		Van Diemen	N-KNA Solør Motorsport	8	14:08.063		1:01.639	76,783
2	5	Anders G. Lindstad		Basic	N-KNA Solør Motorsport	8	14:09.912	1.849	1:02.049	76,616
3	27	Elling Sebastian Aarvik		Van Diemen	N-NMK Rennebu	8	14:10.442	2.379	1:02.264	76,568
4	66	Tommy Østgaard		Van Diemen	N-KNA Varna	8	14:12.405	4.342	1:02.540	76,392
5	7	Dag Wasmuth		Basic	N-KNA Solør Motorsport	8	14:16.986	8.923	1:03.711	75,983
6	77	Raymond Handland			N-NMK Bergen	8	14:21.147	13.084	1:03.072	75,616
7	20	Andre Andersson		Van Diemen	S-	8	14:21.374	13.311	1:04.054	75,596
8	58	Simen Bråthen		Van Diemen	N-KNA Rudskogen	8	14:21.975	13.912	1:04.278	75,544
9	30	Trond Brekke		Van Diemen	N-NMK Vest-Telemark	8	14:23.086	15.023	1:04.106	75,446
10	4	Andreas Bakkerud			N-	8	14:23.416	15.353	1:03.306	75,418
11	9	Simon Hultén		Van Diemen	S-KS Klippan	8	14:26.605	18.542	1:04.490	75,140
12	33	Gjermund Dybendal		Van Diemen	N-NMK Trysil	8	14:28.125	20.062	1:04.778	75,009
13	96	Mathias Hansen		Van Diemen	N-NMK Trysil	8	14:40.082	32.019	1:06.631	73,989
14	88	Thorleif Wedaa Hønsi		Van Diemen	N-NMK Bergen	8	14:40.538	32.475	1:07.623	73,951
15	99	Joakim Aasgaard		Van Diemen	N-KNA Varna	8	14:58.808	50.745	1:07.120	72,448

Not classified (90% = 7 Laps)

73	Christian Sandmo	Van Diemen	N-NMK Drammen	6	12:09.949	DNF	1:04.108	66,905
100	Stein Frederic Akre	Van Diemen	N-NMK Trysil	2	2:38.270	DNF	1:02.728	102,857
2	Aleksander Istad	Van Diemen	N-KNA Oslo & Omegn	2	2:38.417	DNF	1:02.584	102,762
1	Thomas Guttormsen	Van Diemen	N-NMK Modum & Sigdal	1	1:32.116	DNF	1:03.403	88,362
69	Aleksander Schjerpen	Van Diemen	N-KNA Solør Motorsport	1	1:32.605	DNF	1:03.280	87,896

Announcements

weather: sunny 19 degrees, dry track

These results are provisional until the conclusion of any judicial and technical matters

Started: 20 Classified: 15 Not classified: 5

Margin of Victory	Ø km/h	Best Lap Tm	km/h	Best Lap by
1.849	76,783	1:01.639	132,053	3 - Olav Opås

Official Timing by www.motorsport-events.se

Orbits 4

Løpsleder: Geir Tyskeberget

www.amb-it.com

Juryleder: Frikk Nærby

www.mylaps.com

Løpssekretær: Laila Tyskeberget

Licensed to: Motorsport Events

Printed: 19.09.2009 14:41:14

NM og NC runde racing på Vålerbanen

Formel Basic

Vålerbanen 2,261 Km

Finale 1

19.09.2009 13:50

Race (8 Laps) started at 14:23:58

Lap	Time of Day	Lap Tm	S1 Tm	S2 Tm	PT Tm	Lap	Time of Day	Lap Tm	S1 Tm	S2 Tm	PT Tm
(3) Olav Opås						5	14:35:04.658	1:04.421	40.809	23.612	
1	14:25:30.357	1:03.388	40.173	23.215		6	14:36:08.712	1:04.054	40.291	23.763	
2	14:26:32.501	1:02.144	39.386	22.758		7	14:37:14.423	1:05.711	41.768	23.943	
3	14:32:31.036	5:58.535	1:02.314	29.458		8	14:38:19.953	1:05.530	40.828	24.702	
4	14:33:56.934	1:25.898	1:02.438	23.460		(58) Simen Bråthen					
5	14:34:59.070	1:02.136	39.403	22.733		1	14:25:37.425	1:06.621	42.788	23.833	
6	14:36:00.884	1:01.814	39.121	22.693		2	14:26:42.439	1:05.014	41.635	23.379	
7	14:37:02.523	1:01.639	39.025	22.614		3	14:32:35.589	5:53.150	1:02.056	28.632	
8	14:38:06.642	1:04.119	41.061	23.058		4	14:34:00.001	1:24.412	1:00.134	24.278	
(5) Anders G. Lindstad						5	14:35:04.279	1:04.278	40.759	23.519	
1	14:25:32.503	1:03.483	40.241	23.242		6	14:36:08.907	1:04.628	41.125	23.503	
2	14:26:35.252	1:02.749	39.951	22.798		7	14:37:14.738	1:05.831	41.942	23.889	
3	14:32:31.604	5:56.352	1:02.499	29.268		8	14:38:20.554	1:05.816	41.308	24.508	
4	14:33:57.557	1:25.953	1:02.091	23.862		(30) Trond Brekke					
5	14:35:00.045	1:02.488	39.445	23.043		1	14:25:38.894	1:07.210	43.079	24.131	
6	14:36:02.256	1:02.211	39.392	22.819		2	14:26:43.729	1:04.835	41.153	23.682	
7	14:37:04.305	1:02.049	39.523	22.526		3	14:32:36.473	5:52.744	1:01.842	28.362	
8	14:38:08.491	1:04.186	40.926	23.260		4	14:34:00.644	1:24.171	59.759	24.412	
(27) Elling Sebastian Aarvik						5	14:35:05.401	1:04.757	40.813	23.944	
1	14:25:32.719	1:03.946	40.719	23.227		6	14:36:09.507	1:04.106	40.460	23.646	
2	14:26:35.512	1:02.793	40.039	22.754		7	14:37:15.922	1:06.415	42.445	23.970	
3	14:32:32.046	5:56.534	1:02.386	29.346		8	14:38:21.665	1:05.743	41.172	24.571	
4	14:33:57.897	1:25.851	1:01.917	23.934		(4) Andreas Bakkerud					
5	14:35:00.307	1:02.410	39.323	23.087		1	14:25:33.493	1:04.082	40.719	23.363	
6	14:36:02.571	1:02.264	39.326	22.938		2	14:26:36.799	1:03.306	39.686	23.620	
7	14:37:05.130	1:02.559	39.407	23.152		3	14:32:32.592	5:55.793	1:01.962	29.650	
8	14:38:09.021	1:03.891	40.619	23.272		4	14:33:58.305	1:25.713	1:01.624	24.089	
(66) Tommy Østgaard						5	14:35:01.703	1:03.398	40.275	23.123	
1	14:25:35.636	1:06.171	42.499	23.672		6	14:36:06.423	1:04.720	40.514	24.206	
2	14:26:39.056	1:03.420	40.206	23.214		7	14:37:17.015	1:10.592	43.912	26.680	
3	14:32:33.750	5:54.694	1:01.952	29.195		8	14:38:21.995	1:04.980	40.501	24.479	
4	14:33:58.924	1:25.174	1:00.918	24.256		(9) Simon Hultén					
5	14:35:01.903	1:02.979	39.936	23.043		1	14:25:40.756	1:08.092	43.309	24.783	
6	14:36:05.707	1:03.804	40.143	23.661		2	14:26:47.216	1:06.460	42.156	24.304	
7	14:37:08.247	1:02.540	39.730	22.810		3	14:32:37.516	5:50.300	1:02.139	28.460	
8	14:38:10.984	1:02.737	39.550	23.187		4	14:34:01.463	1:23.947	59.505	24.442	
(7) Dag Wasmuth						5	14:35:06.584	1:05.121	41.301	23.820	
1	14:25:37.842	1:06.870	42.992	23.878		6	14:36:11.074	1:04.490	40.791	23.699	
2	14:26:41.727	1:03.885	40.701	23.184		7	14:37:18.161	1:07.087	42.703	24.384	
3	14:32:34.190	5:52.463	1:02.249	28.713		8	14:38:25.184	1:07.023	42.454	24.569	
4	14:33:59.450	1:25.260	1:00.789	24.471		(33) Gjermund Dybendal					
5	14:35:03.182	1:03.732	40.359	23.373		1	14:25:47.227	1:16.488	42.052	34.436	
6	14:36:06.893	1:03.711	39.577	24.134		2	14:27:02.011	1:14.784	41.859	32.925	
7	14:37:10.870	1:03.977	40.558	23.419		3	14:32:40.819	5:38.808	1:03.494	26.890	
8	14:38:15.565	1:04.695	40.688	24.007		4	14:34:03.994	1:23.175	57.843	25.332	
(77) Raymond Handland						5	14:35:10.919	1:06.925	42.609	24.316	
1	14:25:35.840	1:05.845	41.623	24.222		6	14:36:16.021	1:05.102	41.310	23.792	
2	14:26:39.874	1:04.034	40.984	23.050		7	14:37:20.799	1:04.778	40.965	23.813	
3	14:32:33.117	5:53.243	1:01.887	29.591		8	14:38:26.704	1:05.905	41.685	24.220	
4	14:33:59.199	1:26.082	1:01.309	24.773		(96) Mathias Hansen					
5	14:35:02.271	1:03.072	39.878	23.194		1	14:25:42.632	1:09.066	44.198	24.868	
6	14:36:06.525	1:04.254	40.168	24.086		2	14:26:51.441	1:08.809	43.948	24.861	
7	14:37:13.242	1:06.717	43.251	23.466		3	14:32:40.307	5:48.866	1:02.763	27.885	
8	14:38:19.726	1:06.484	41.696	24.788		4	14:34:03.502	1:23.195	58.174	25.021	
(20) Andre Andersson						5	14:35:12.212	1:08.710	44.232	24.478	
1	14:25:38.129	1:06.568	42.500	24.068		6	14:36:18.843	1:06.631	42.162	24.469	
2	14:26:42.933	1:04.804	41.125	23.679		7	14:37:27.458	1:08.615	43.455	25.160	
3	14:32:36.032	5:53.099	1:01.829	28.657		8	14:38:38.661	1:11.203	44.624	26.579	
4	14:34:00.237	1:24.205	59.904	24.301		(88) Thorleif Wedaa Hønsi					

NM og NC runde racing på Vålerbanen

Formel Basic

Vålerbanen 2,261 Km

Finale 1

19.09.2009 13:50

Race (8 Laps) started at 14:23:58

Lap	Time of Day	Lap Tm	S1 Tm	S2 Tm	PT Tm	Lap	Time of Day	Lap Tm	S1 Tm	S2 Tm	PT Tm
1	14:25:41.202	1:08.044	43.411	24.633							
2	14:26:48.916	1:07.714	43.359	24.355							
3	14:32:39.113	5:50.197	1:01.926	28.425							
4	14:34:02.289	1:23.176	58.553	24.623							
5	14:35:11.925	1:09.636	44.825	24.811							
6	14:36:19.548	1:07.623	42.869	24.754							
7	14:37:27.759	1:08.211	43.152	25.059							
8	14:38:39.117	1:11.358	45.989	25.369							

(99) Joakim Aasgaard

1	14:25:40.754	1:08.566	43.161	25.405	
2	14:26:47.874	1:07.120	42.920	24.200	
3	14:32:38.284	5:50.410	1:01.814	28.650	
4	14:34:02.891	1:24.607	59.642	24.965	
5	14:35:22.767	1:19.876	54.491	25.385	
6	14:36:30.679	1:07.912	43.398	24.514	
7	14:37:39.163	1:08.484	43.721	24.763	
8	14:38:57.387	1:18.224	53.496	24.728	

(73) Christian Sandmo

1	14:25:36.252	1:05.820	42.039	23.781	
2	14:26:41.374	1:05.122	41.249	23.873	
3	14:32:34.913	5:53.539	1:01.835	28.862	
4	14:33:59.766	1:24.853	1:00.546	24.307	
5	14:35:04.420	1:04.654	40.590	24.064	
6	14:36:08.528	1:04.108	40.292	23.816	

(100) Stein Frederic Akre

1	14:25:34.121	1:04.385	40.917	23.468	
2	14:26:36.849	1:02.728	39.523	23.205	

(2) Aleksander Istad

1	14:25:34.412	1:05.062	41.136	23.926	
2	14:26:36.996	1:02.584	39.705	22.879	

(1) Thomas Guttormsen

1	14:25:30.695	1:03.403	40.100	23.303	
---	--------------	-----------------	---------------	---------------	--

(69) Aleksander Schjerpen

1	14:25:31.184	1:03.280	39.888	23.392	
---	--------------	-----------------	---------------	---------------	--

NM og NC runde racing på Vålerbanen

Formel Basic

Vålerbanen 2,261 Km

Startgrid Finale 2


19.09.2009 15:50

Race (16 Laps)

1 69 Aleksander Schjerven
20 2 2 Aleksander Istad
18 6 73 Christian Sandmo
16 8 88 Thorleif Wedaa Hønsi
14 8 33 Gjermund Dybendal
12 8 4 Andreas Bakkerud
10 8 58 Simen Bråthen
8 8 77 Raymond Handland
6 8 66 Tommy Østgaard
4 8 5 Anders G. Lindstad
2

1 1 Thomas Guttormsen	10
19 2 100 Stein Frederic Akre	9
17 8 99 Joakim Aasgaard	8
15 8 96 Mathias Hansen	7
13 8 9 Simon Hultén	6
11 8 30 Trond Brekke	5
9 8 20 Andre Andersson	4
7 8 7 Dag Wasmuth	3
5 8 27 Elling Sebastian Aarvik	2
3 8 3 Olav Opås	1
1	

POLE POSITION



NM og NC runde racing på Vålerbanen

Sorted on Laps

Formel Basic

Vålerbanen 2,261 Km

Finale 2

19.09.2009 15:50

Race (16 Laps) started at 17:30:53

Pos	No.	Name	Entrant	Trademark	Nat./Club	Laps	Total Tm	Diff	Best Tm	Ø km/h
1	3	Olav Opås		Van Diemen	N-KNA Solør Motorsport	16	23:03.271		1:01.779	94,149
2	5	Anders G. Lindstad		Basic	N-KNA Solør Motorsport	16	23:05.436	2.165	1:01.817	94,002
3	1	Thomas Guttormsen		Van Diemen	N-NMK Modum & Sigdal	16	23:17.825	14.554	1:02.713	93,169
4	100	Stein Frederic Akre		Van Diemen	N-NMK Trysil	16	23:23.892	20.621	1:03.107	92,766
5	2	Aleksander Istad		Van Diemen	N-KNA Oslo & Omegn	16	23:24.211	20.940	1:02.857	92,745
6	69	Aleksander Schjerpen		Van Diemen	N-KNA Solør Motorsport	16	23:26.926	23.655	1:03.374	92,566
7	30	Trond Brekke		Van Diemen	N-NMK Vest-Telemark	16	23:47.782	44.511	1:05.075	91,214
8	4	Andreas Bakkerud			N-	16	23:48.525	45.254	1:04.438	91,166
9	9	Simon Hultén		Van Diemen	S-KS Klippan	16	24:05.646	1:02.375	1:06.093	90,087
10	88	Thorleif Wedaa Hønsi		Van Diemen	N-NMK Bergen	15	23:19.192	1 Lap	1:07.176	87,260
11	96	Mathias Hansen		Van Diemen	N-NMK Trysil	15	23:19.370	1 Lap	1:07.691	87,249
Not classified (90% = 14 Laps)										
	77	Raymond Handland			N-NMK Bergen	8	16:38.446	DNF	1:03.709	65,218
	58	Simen Bråthen		Van Diemen	N-KNA Rudskogen	7	13:59.547	DNF	1:05.743	67,867
	7	Dag Wasmuth		Basic	N-KNA Solør Motorsport	6	12:46.460	DNF	1:03.812	63,718
	20	Andre Andersson		Van Diemen	S-	6	12:47.366	DNF	1:04.150	63,643
	27	Elling Sebastian Aarvik		Van Diemen	N-NMK Rennebu	2	2:36.409	DNF	1:02.449	104,080
	66	Tommy Østgaard		Van Diemen	N-KNA Varna	2	2:36.894	DNF	1:02.588	103,759
	99	Joakim Aasgaard		Van Diemen	N-KNA Varna		51.228	DNF	-	-
	33	Gjermund Dybendal		Van Diemen	N-NMK Trysil			DNF	-	-
	73	Christian Sandmo		Van Diemen	N-NMK Drammen			DNS	-	-

Announcements

weather: sunny 17 degrees, dry track

These results are provisional until the conclusion of any judicial and technical matters

Started: 19 Classified: 11 Not classified: 8

Margin of Victory	Ø km/h	Best Lap Tm	km/h	Best Lap by
2.165	94,149	1:01.779	131,754	3 - Olav Opås

Official Timing by www.motorsport-events.se

Orbits 4

Løpsleder: Geir Tyskeberget

www.amb-it.com

Juryleder: Frikk Nærby

www.mylaps.com

Løpssekretær: Laila Tyskeberget

Licensed to: Motorsport Events

Printed: 19.09.2009 17:56:17

NM og NC runde racing på Vålerbanen

Formel Basic

Vålerbanen 2,261 Km

Finale 2

19.09.2009 15:50

Race (16 Laps) started at 17:30:53

Lap	Time of Day	Lap Tm	S1 Tm	S2 Tm	PT Tm	Lap	Time of Day	Lap Tm	S1 Tm	S2 Tm	PT Tm
(3) Olav Opås						11	17:48:57.270	1:03.107	40.071	23.036	
1	17:32:25.955	1:03.495	40.418	23.077		12	17:50:00.748	1:03.478	39.917	23.561	
2	17:33:28.503	1:02.548	39.653	22.895		13	17:51:04.392	1:03.644	40.693	22.951	
3	17:34:30.376	1:01.873	39.172	22.701		14	17:52:09.204	1:04.812	41.257	23.555	
4	17:35:32.346	1:01.970	39.245	22.725		15	17:53:13.161	1:03.957	40.698	23.259	
5	17:42:32.439	7:00.093	1:00.505	23.344		16	17:54:17.032	1:03.871	40.383	23.488	
6	17:43:34.331	1:01.892	39.294	22.598		(2) Aleksander Istad					
7	17:44:36.541	1:02.210	39.436	22.774		1	17:32:31.672	1:05.111	41.200	23.911	
8	17:45:38.858	1:02.317	39.484	22.833		2	17:33:35.559	1:03.887	40.443	23.444	
9	17:46:41.095	1:02.237	39.606	22.631		3	17:34:39.572	1:04.013	40.300	23.713	
10	17:47:43.017	1:01.922	39.283	22.639		4	17:35:51.663	1:12.091	42.637	29.454	
11	17:48:44.903	1:01.886	39.310	22.576		5	17:42:35.178	6:43.515	58.474	24.269	
12	17:49:46.682	1:01.779	39.075	22.704		6	17:43:40.242	1:05.064	40.903	24.161	
13	17:50:48.514	1:01.832	39.159	22.673		7	17:44:44.508	1:04.266	40.831	23.435	
14	17:51:50.795	1:02.281	39.338	22.943		8	17:45:48.017	1:03.509	40.387	23.122	
15	17:52:53.204	1:02.409	39.701	22.708		9	17:46:51.718	1:03.701	40.477	23.224	
16	17:53:56.411	1:03.207	39.917	23.290		10	17:47:54.887	1:03.169	40.034	23.135	
(5) Anders G. Lindstad						11	17:48:57.744	1:02.857	40.025	22.832	
1	17:32:26.497	1:04.243	41.133	23.110		12	17:50:00.975	1:03.231	39.871	23.360	
2	17:33:29.051	1:02.554	39.811	22.743		13	17:51:04.262	1:03.287	40.129	23.158	
3	17:34:30.868	1:01.817	39.212	22.605		14	17:52:09.119	1:04.857	41.193	23.664	
4	17:35:33.503	1:02.635	39.419	23.216		15	17:53:13.662	1:04.543	41.048	23.495	
5	17:42:32.834	6:59.331	59.951	23.477		16	17:54:17.351	1:03.689	40.572	23.117	
6	17:43:35.176	1:02.342	39.707	22.635		(69) Aleksander Schjerpen					
7	17:44:37.765	1:02.589	39.765	22.824		1	17:32:36.726	1:07.332	43.464	23.868	
8	17:45:40.410	1:02.645	39.922	22.723		2	17:33:41.597	1:04.871	40.949	23.922	
9	17:46:42.574	1:02.164	39.417	22.747		3	17:34:47.832	1:06.235	42.686	23.549	
10	17:47:44.676	1:02.102	39.225	22.877		4	17:36:00.199	1:12.367	42.988	29.379	
11	17:48:46.566	1:01.890	39.364	22.526		5	17:42:36.368	6:36.169	56.900	24.550	
12	17:49:48.486	1:01.920	39.473	22.447		6	17:43:41.819	1:05.451	41.852	23.599	
13	17:50:50.870	1:02.384	39.489	22.895		7	17:44:47.382	1:05.563	42.158	23.405	
14	17:51:53.615	1:02.745	39.257	23.488		8	17:45:51.422	1:04.040	40.802	23.238	
15	17:52:56.274	1:02.659	39.723	22.936		9	17:46:55.370	1:03.948	40.653	23.295	
16	17:53:58.576	1:02.302	39.689	22.613		10	17:47:58.744	1:03.374	40.188	23.186	
(1) Thomas Guttormsen						11	17:49:02.144	1:03.400	40.253	23.147	
1	17:32:29.674	1:04.190	40.690	23.500		12	17:50:05.720	1:03.576	40.405	23.171	
2	17:33:32.670	1:02.996	39.726	23.270		13	17:51:09.183	1:03.463	40.356	23.107	
3	17:34:37.160	1:04.490	40.608	23.882		14	17:52:13.058	1:03.875	40.537	23.338	
4	17:35:44.889	1:07.729	40.443	27.286		15	17:53:16.485	1:03.427	40.347	23.080	
5	17:42:33.188	6:48.299	59.048	23.556		16	17:54:20.066	1:03.581	40.265	23.316	
6	17:43:35.901	1:02.713	39.638	23.075		(30) Trond Brekke					
7	17:44:40.219	1:04.318	40.302	24.016		1	17:32:33.242	1:07.257	42.157	25.100	
8	17:45:44.670	1:04.451	40.966	23.485		2	17:33:38.901	1:05.659	41.311	24.348	
9	17:46:48.166	1:03.496	40.331	23.165		3	17:34:45.677	1:06.776	41.923	24.853	
10	17:47:51.296	1:03.130	39.957	23.173		4	17:35:58.996	1:13.319	43.585	29.734	
11	17:48:54.499	1:03.203	40.109	23.094		5	17:42:36.169	6:37.173	57.850	24.739	
12	17:49:57.393	1:02.894	39.914	22.980		6	17:43:41.311	1:05.142	40.989	24.153	
13	17:51:00.387	1:02.994	39.963	23.031		7	17:44:48.841	1:07.530	43.526	24.004	
14	17:52:03.432	1:03.045	40.036	23.009		8	17:45:54.581	1:05.740	41.963	23.777	
15	17:53:06.530	1:03.098	39.923	23.175		9	17:47:00.182	1:05.601	41.531	24.070	
16	17:54:10.965	1:04.435	40.867	23.568		10	17:48:06.055	1:05.873	41.393	24.480	
(100) Stein Frederic Akre						11	17:49:11.130	1:05.075	41.476	23.599	
1	17:32:30.651	1:05.268	41.710	23.558		12	17:50:17.203	1:06.073	41.549	24.524	
2	17:33:33.979	1:03.328	40.069	23.259		13	17:51:23.110	1:05.907	41.423	24.484	
3	17:34:38.459	1:04.480	39.737	24.743		14	17:52:28.393	1:05.283	41.474	23.809	
4	17:35:48.682	1:10.223	42.527	27.696		15	17:53:34.365	1:05.972	41.760	24.212	
5	17:42:34.514	6:45.832	58.582	24.303		16	17:54:40.922	1:06.557	41.907	24.650	
6	17:43:38.603	1:04.089	40.386	23.703		(4) Andreas Bakkerud					
7	17:44:42.271	1:03.668	40.277	23.391		1	17:32:32.975	1:08.477	42.422	26.055	
8	17:45:45.876	1:03.605	40.276	23.329		2	17:33:42.218	1:09.243	41.254	27.989	
9	17:46:50.842	1:04.966	41.520	23.446		3	17:34:52.991	1:10.773	46.283	24.490	
10	17:47:54.163	1:03.321	40.114	23.207		4	17:36:02.644	1:09.653	41.495	28.158	

NM og NC runde racing på Vålerbanen

Formel Basic

Vålerbanen 2,261 Km

Finale 2

19.09.2009 15:50

Race (16 Laps) started at 17:30:53

Lap	Time of Day	Lap Tm	S1 Tm	S2 Tm	PT Tm	Lap	Time of Day	Lap Tm	S1 Tm	S2 Tm	PT Tm
5	17:42:38.130	6:35.486	55.679	25.511		1	17:32:28.202	1:04.912	40.958	23.954	
6	17:43:44.970	1:06.840	42.305	24.535		2	17:33:31.911	1:03.709	40.369	23.340	
7	17:44:51.245	1:06.275	42.005	24.270		3	17:34:40.602	1:08.691	44.201	24.490	
8	17:45:56.088	1:04.843	40.772	24.071		4	17:35:52.690	1:12.088	42.806	29.282	
9	17:47:00.647	1:04.559	40.473	24.086		5	17:42:36.067	6:43.377	57.834	25.028	
10	17:48:07.326	1:06.679	41.231	25.448		p6	17:44:05.640	1:29.573	53.014		
11	17:49:11.764	1:04.438	40.661	23.777		7	17:46:15.839	2:10.199		24.522	
12	17:50:17.606	1:05.842	40.740	25.102		p8	17:47:31.586	1:15.747	44.704		
13	17:51:23.591	1:05.985	40.800	25.185		(58) Simen Bråthen					
14	17:52:28.869	1:05.278	41.342	23.936		1	17:33:03.531	1:27.316	54.381	24.346	20.498
15	17:53:34.637	1:05.768	41.321	24.447		2	17:34:09.653	1:06.122	42.313	23.809	
16	17:54:41.665	1:07.028	41.432	25.596		3	17:35:15.396	1:05.743	41.929	23.814	
(9) Simon Hultén						4	17:36:21.633	1:06.237	41.976	24.261	
1	17:32:34.810	1:07.565	42.905	24.660		5	17:42:39.123	6:17.490	53.743	25.154	
2	17:33:41.386	1:06.576	42.123	24.453		6	17:43:46.745	1:07.622	44.170	23.452	
3	17:34:49.144	1:07.758	43.345	24.413		7	17:44:52.687	1:05.942	42.507	23.435	
4	17:36:02.123	1:12.979	43.245	29.734		(7) Dag Wasmuth					
5	17:42:37.465	6:35.342	56.639	24.923		1	17:32:28.575	1:04.619	40.658	23.961	
6	17:43:45.799	1:08.334	43.874	24.460		2	17:33:32.387	1:03.812	40.344	23.468	
7	17:44:54.700	1:08.901	43.934	24.967		3	17:34:38.044	1:05.657	41.038	24.619	
8	17:46:04.755	1:10.055	45.397	24.658		4	17:35:47.800	1:09.756	42.457	27.299	
9	17:47:12.111	1:07.356	42.886	24.470		5	17:42:34.206	6:46.406	58.884	24.274	
10	17:48:19.628	1:07.517	43.202	24.315		6	17:43:39.600	1:05.394	41.580	23.814	
11	17:49:26.231	1:06.603	42.279	24.324		(20) Andre Andersson					
12	17:50:33.093	1:06.862	42.541	24.321		1	17:32:30.116	1:05.312	41.688	23.624	
13	17:51:39.434	1:06.341	42.049	24.292		2	17:33:34.266	1:04.150	40.815	23.335	
14	17:52:46.119	1:06.685	42.099	24.586		3	17:34:38.872	1:04.606	40.032	24.574	
15	17:53:52.212	1:06.093	42.166	23.927		4	17:35:50.299	1:11.427	42.545	28.882	
16	17:54:58.786	1:06.574	42.237	24.337		5	17:42:34.869	6:44.570	58.436	24.369	
(88) Thorleif Wedaa Hønsi						6	17:43:40.506	1:05.637	40.699	24.938	
1	17:32:39.248	1:11.587	45.589	25.998		(27) Elling Sebastian Aarvik					
2	17:33:47.700	1:08.452	43.749	24.703		1	17:32:27.100	1:04.415	41.012	23.403	
3	17:34:55.604	1:07.904	43.434	24.470		2	17:33:29.549	1:02.449	39.614	22.835	
4	17:36:06.665	1:11.061	44.486	26.575		(66) Tommy Østgaard					
5	17:42:38.279	6:31.614	55.019	25.178		1	17:32:27.446	1:04.382	40.898	23.484	
6	17:43:55.511	1:17.232	45.336	31.896		2	17:33:30.034	1:02.588	39.711	22.877	
7	17:45:04.613	1:09.102	44.346	24.756		(77) Raymond Handland					
8	17:46:13.255	1:08.642	44.149	24.493		1	17:32:40.280	1:11.277	45.272	26.005	
9	17:47:22.605	1:09.350	45.003	24.347		2	17:33:49.340	1:09.060	44.072	24.988	
10	17:48:30.337	1:07.732	43.248	24.484		3	17:34:57.166	1:07.826	43.319	24.507	
11	17:49:38.067	1:07.730	43.355	24.375		4	17:36:15.976	1:18.810	47.944	30.866	
12	17:50:45.243	1:07.176	43.088	24.088		5	17:42:39.341	6:23.365	54.123	25.770	
13	17:51:54.713	1:09.470	43.594	25.876		6	17:43:50.140	1:10.799	45.549	25.250	
14	17:53:03.566	1:08.853	44.517	24.336		7	17:45:00.927	1:10.787	45.260	25.527	
15	17:54:12.332	1:08.766	43.627	25.139		8	17:46:10.864	1:09.937	45.058	24.879	
(96) Mathias Hansen						9	17:47:20.228	1:09.364	44.495	24.869	
1	17:32:40.280	1:11.277	45.272	26.005		10	17:48:28.854	1:08.626	43.959	24.667	
2	17:33:49.340	1:09.060	44.072	24.988		11	17:49:36.545	1:07.691	43.260	24.431	
3	17:34:57.166	1:07.826	43.319	24.507		12	17:50:44.290	1:07.745	43.137	24.608	
4	17:36:15.976	1:18.810	47.944	30.866		13	17:51:56.526	1:12.236	44.307	27.929	
5	17:42:39.341	6:23.365	54.123	25.770		14	17:53:04.445	1:07.919	43.697	24.222	
6	17:43:50.140	1:10.799	45.549	25.250		15	17:54:12.510	1:08.065	43.564	24.501	
7	17:45:00.927	1:10.787	45.260	25.527							
8	17:46:10.864	1:09.937	45.058	24.879							
9	17:47:20.228	1:09.364	44.495	24.869							