



Swatch Snow Mobile 2008

Nach bester Rundenzeit sortiert

Battle of Champions

Hinterglemm 1,000 Km

Qualifying

06.12.2008 11:15

Qualifikation

Pos.	St.Nr.	Name	Runden	Beste Zeit.	Diff.	Abstand	In Runde
1	23	Rudana Investment Group AG	14	55.731	-	-	11
2	7	4c Controls	8	55.786	+0.055	+0.055	4
3	20	Sony Ericsson SnowXperiancers	14	55.968	+0.237	+0.182	11
4	18	Rosis	10	56.358	+0.627	+0.390	3
5	9	Falak Investment AG	14	57.224	+1.493	+0.866	14
6	4	Hervis	13	57.341	+1.610	+0.117	3
7	14	Red Bull Mobile	12	57.426	+1.695	+0.085	10
8	8	Goaßstall	10	57.816	+2.085	+0.390	1
9	13	Swatch The Club	13	58.108	+2.377	+0.292	11
10	12	Vetcel	13	58.574	+2.843	+0.466	7
11	17	Laureate	10	58.759	+3.028	+0.185	7
12	24	Höflinger Der Münchner Bäcker	12	58.915	+3.184	+0.156	3
13	21	Dubai Sport City	13	59.000	+3.269	+0.085	3
14	2	Wings for Life	14	1:01.386	+5.655	+2.386	9



Swatch Snow Mobile 2008


Battle of Champions

Hinterglemm 1,000 Km

Startaufstellung Race Battle of champions

06.12.2008 15:15

Training (30:00 Zeit)



2		1	1
[7] 4c Controls		[23] Rudana Investment Group AG	
[55.786]		[55.731]	
4		3	2
[18] Rosis		[20] Sony Ericsson SnowXperiancers	
[56.358]		[55.968]	
6		5	3
[4] Hervis		[9] Falak Investment AG	
[57.341]		[57.224]	
8		7	4
[8] Goaßstall		[14] Red Bull Mobile	
[57.816]		[57.426]	
10		9	5
[12] Vetcel		[13] Swatch The Club	
[58.574]		[58.108]	
12		11	6
[24] Höflinger Der Münchner Bäcker		[17] Laureate	
[58.915]		[58.759]	
14		13	7
[2] Wings for Life		[21] Dubai Sport City	
[1:01.386]		[59.000]	



Swatch Snow Mobile 2008

Nach Runden sortiert

Battle of Champions

Hinterglemm 0,840 Km

Race

06.12.2008 15:15

Rennen (30:00 Zeit)

Pos.	St.Nr.	Name	Diff.	Runden	Gesamtzeit	Beste Zeit.	In Runde
1	7	4c Controls	-	29	30:47.946	58.913	27
2	9	Falak Investment AG	1 Runde	28	30:48.434	1:01.385	23
3	13	Swatch The Club	+26.088	28	31:14.522	1:00.311	15
4	4	Hervis	+42.087	28	31:30.521	59.611	14
5	20	Sony Ericsson SnowXperiancers	+45.907	28	31:34.341	59.237	27
6	8	Goaßstall	+1:04.552	28	31:52.986	1:01.942	16
7	12	Vetcel	2 Runden	27	31:02.467	1:01.802	11
8	18	Rosis	+18.640	27	31:21.107	59.073	17
9	24	Höflinger Der Münchner Bäcker	+41.756	27	31:44.223	1:02.755	17
10	21	Dubai Sport City	4 Runden	25	30:47.451	1:05.362	11
11	2	Wings for Life	5 Runden	24	31:28.092	1:03.272	20
12	14	Red Bull Mobile	7 Runden	22	30:42.693	59.367	9
13	17	Laureate	9 Runden	20	31:29.250	1:04.881	12
14	23	Rudana Investment Group AG	21 Runden	8	10:40.107	1:01.983	5

Vorsprung	Durchschn.Geschw.	Beste Rundenzeit	Beste Geschw.	Beste Runde von
1 Runde	47,456	58.913	51,330	[7] 4c Controls

Zeitnahmekommissar & Auswertung www.camp-company.de	Orbits 4
Rennleiter Geza Toth	www.amb-it.com
Sportkommissar: Wolfgang Schuster	www.mylaps.com

Lizenziert für Motorsport Events



Swatch Snow Mobile 2008

Nach bester Rundenzeit sortiert

Swatch Snow Mobile gerade

Hinterglemm 0,840 Km

2 Freies Training Gruppe 1

06.12.2008 16:30

Training (45:00 Zeit)

Pos.	St.Nr.	Name	Runden	Beste Zeit.	Diff.	Abstand	In Runde
1	8	Goaßstall	35	1:02.828	-	-	13
2	14	Red Bull Mobile	4	1:03.474	+0.646	+0.646	4
3	2	Wings for Life	35	1:05.796	+2.968	+2.322	30
4	6	Uniqa Fresacher Racing Team	35	1:06.017	+3.189	+0.221	35
5	18	Rosis	31	1:06.466	+3.638	+0.449	19
6	24	Höflinger Der Münchner Bäcker	26	1:07.514	+4.686	+1.048	13
7	4	Hervis	28	1:07.707	+4.879	+0.193	24
8	10	TV Media	30	1:09.584	+6.756	+1.877	20
9	22	VFG	30	1:17.944	+15.116	+8.360	29
10	20	Sony Ericsson SnowXperiencers	26	1:20.221	+17.393	+2.277	8
11	16	A1 Snow Huskys	25	1:24.991	+22.163	+4.770	1
12	12	Vetcel	19	1:28.920	+26.092	+3.929	12

Bemerkungen

- nr. 14 stop und go blaue Linie
- nr. 16 stop und go blaue Linie



Swatch Snow Mobile 2008

Nach bester Rundenzeit sortiert

Swatch Snow Mobile ungerade

Hinterglemm 0,840 Km

2 Freies Training Gruppe 2

06.12.2008 17:45

Training (45:00 Zeit)

Pos.	St.Nr.	Name	Runden	Beste Zeit.	Diff.	Abstand	In Runde
1	3	Lauda Motion	29	1:03.915	-	-	11
2	13	Swatch The Club	32	1:04.823	+0.908	+0.908	9
3	7	4c Controls	28	1:05.767	+1.852	+0.944	28
4	19	Saalbach Hinterglemm Leogang	32	1:05.968	+2.053	+0.201	24
5	21	Dubai Sport City	29	1:06.841	+2.926	+0.873	6
6	11	Swatch	32	1:07.679	+3.764	+0.838	28
7	23	Rudana Investment Group AG	29	1:09.212	+5.297	+1.533	16
8	17	Laureate	10	1:11.212	+7.297	+2.000	6
9	15	Far Freight	31	1:11.522	+7.607	+0.310	21
10	1	Hitradio Ö3	29	1:12.704	+8.789	+1.182	15
11	9	Falak Investements AG	29	1:14.904	+10.989	+2.200	16
12	5	Bezirksblätter	27	1:18.680	+14.765	+3.776	11

Bemerkungen

- nr. 13 stop and go gelb überholt
- nr 7 stop und go blaue linie
- nr 13 stop und go blaue linie
- nr 13 stop und go blaue linie
- nr 3 stop und go blaue linie
- nr 19 stop und go blaue linie
- nr 23 stop und go blaue linie

Zeitnahmekommissar & Auswertung www.camp-company.de

Orbits 4

Rennleiter Geza Toth

www.amb-it.com

Sportkommissar: Wolfgang Schuster

www.mylaps.com

Lizenziert für Motorsport Events



Swatch Snow Mobile 2008

SWATCH Snow Mobile

Hinterglemm 0,840 Km

Gesamtergebnis Freies Training 2

Pos.	St.Nr.	Name	Gesamtbestzeit	Diff.	R1. Beste Zeit.	R2. Beste Zeit.
1	8	Goaßstall	1:02.828	-	1:02.828	-.---
2	14	Red Bull Mobile	1:03.474	+0.646	1:03.474	-.---
3	3	Lauda Motion	1:03.915	+1.087	-.---	1:03.915
4	13	Swatch The Club	1:04.823	+1.995	-.---	1:04.823
5	7	4c Controls	1:05.767	+2.939	-.---	1:05.767
6	2	Wings for Life	1:05.796	+2.968	1:05.796	-.---
7	19	Saalbach Hinterglemm Leo	1:05.968	+3.140	-.---	1:05.968
8	6	Uniqa Fresacher Racing Te:	1:06.017	+3.189	1:06.017	-.---
9	18	Rosis	1:06.466	+3.638	1:06.466	-.---
10	21	Dubai Sport City	1:06.841	+4.013	-.---	1:06.841
11	24	Höflinger Der Münchner Bä	1:07.514	+4.686	1:07.514	-.---
12	11	Swatch	1:07.679	+4.851	-.---	1:07.679
13	4	Hervis	1:07.707	+4.879	1:07.707	-.---
14	23	Rudana Investment Group	1:09.212	+6.384	-.---	1:09.212
15	10	TV Media	1:09.584	+6.756	1:09.584	-.---
16	17	Laureate	1:11.212	+8.384	-.---	1:11.212
17	15	Far Freight	1:11.522	+8.694	-.---	1:11.522
18	1	Hitradio Ö3	1:12.704	+9.876	-.---	1:12.704
19	9	Falak Investements AG	1:14.904	+12.076	-.---	1:14.904
20	22	VFG	1:17.944	+15.116	1:17.944	-.---
21	5	Bezirksblätter	1:18.680	+15.852	-.---	1:18.680
22	20	Sony Ericsson SnowXperie	1:20.221	+17.393	1:20.221	-.---
23	16	A1 Snow Huskys	1:24.991	+22.163	1:24.991	-.---
24	12	Vetcel	1:28.920	+26.092	1:28.920	-.---



Swatch Snow Mobile 2008

Nach bester Rundenzeit sortiert

Swatch Snow Mobile Qualifying

Hinterglemm 0,840 Km

Qualifying SWATCH Snow Mobile

06.12.2008 19:00

Qualifikation

Pos.	St.Nr.	Name	Runden	Beste Zeit.	Diff.	Abstand	In Runde
1	14	Red Bull Mobile	2	1:03.188	-	-	2
2	6	Uniqa Fresacher Racing Team	2	1:03.784	+0.596	+0.596	2
3	8	Goaßstall	2	1:03.788	+0.600	+0.004	2
4	3	Lauda Motion	2	1:03.795	+0.607	+0.007	2
5	19	Saalbach Hinterglemm Leogang	2	1:04.363	+1.175	+0.568	1
6	13	Swatch The Club	2	1:04.410	+1.222	+0.047	2
7	7	4c Controls	2	1:04.877	+1.689	+0.467	2
8	24	Höflinger Der Münchner Bäcker	2	1:05.048	+1.860	+0.171	2
9	21	Dubai Sport City	2	1:05.925	+2.737	+0.877	1
10	18	Rosis	2	1:06.547	+3.359	+0.622	1
11	2	Wings for Life	2	1:06.626	+3.438	+0.079	2
12	15	Far Freight	2	1:07.643	+4.455	+1.017	1
13	11	Swatch	1	1:08.091	+4.903	+0.448	1
14	5	Bezirksblätter	2	1:09.298	+6.110	+1.207	1
15	10	TV Media	2	1:09.307	+6.119	+0.009	1
16	4	Hervis	2	1:09.611	+6.423	+0.304	2
17	22	VFG	2	1:11.296	+8.108	+1.685	2
18	1	Hitradio Ö3	2	1:11.799	+8.611	+0.503	2
19	9	Falak Investements AG	2	1:12.409	+9.221	+0.610	2
20	12	Vetcel	2	1:12.592	+9.404	+0.183	1
21	20	Sony Ericsson SnowXperiancers	2	1:14.284	+11.096	+1.692	2
22	16	A1 Snow Huskys	2	1:15.118	+11.930	+0.834	2
23	23	Rudana Investment Group AG	2	1:21.722	+18.534	+6.604	1
24	17	Laureate	0	-:--	-	-	0



Swatch Snow Mobile 2008


Swach Snow Mobile Heat

Hinterglemm 0,840 Km

Startaufstellung Heat Gruppe 1

07.12.2008 14:00

Rennen (1:00:00 Zeit)



2	1	1
[3] Lauda Motion	[6] Uniqa Fresacher Racing Team	
[1:03.795]	[1:03.784]	
4	3	2
[24] Höflinger Der Münchner Bäcker	[13] Swatch The Club	
[1:05.048]	[1:04.410]	
6	5	3
[15] Far Freight	[18] Rosis	
[1:07.643]	[1:06.547]	
8	7	4
[4] Hervis	[5] Bezirksblätter	
[1:09.611]	[1:09.298]	
10	9	5
[12] Vetcel	[1] Hitradio Ö3	
[1:12.592]	[1:11.799]	
12	11	6
[17] Laureate	[16] A1 Snow Huskys	
[-----]	[1:15.118]	



Swatch Snow Mobile 2008


Swach Snow Mobile Heat

Hinterglemm 0,840 Km

Startaufstellung Heat Gruppe 2

07.12.2008 16:00

Rennen (1:00:00 Zeit)



2	1	1
[8] Goaßstall	[14] Red Bull Mobile	
[1:03.788]	[1:03.188]	
4	3	2
[7] 4c Controls	[19] Saalbach Hinterglemm Leogang	
[1:04.877]	[1:04.363]	
6	5	3
[2] Wings for Life	[21] Dubai Sport City	
[1:06.626]	[1:05.925]	
8	7	4
[10] TV Media	[11] Swatch	
[1:09.307]	[1:08.091]	
10	9	5
[9] Falak Investements AG	[22] VFG	
[1:12.409]	[1:11.296]	
12	11	6
[23] Rudana Investment Group AG	[20] Sony Ericsson SnowXperiancers	
[1:21.722]	[1:14.284]	



Swatch Snow Mobile 2008

Nach Runden sortiert

Heat Gruppe 1

Hinterglemm 0,840 Km

First Heat Grupp 1

07.12.2008 14:00

Rennen (1:00:00 Zeit)

Pos.	St.Nr.	Name	Diff.	Runden	Gesamtzeit	Beste Zeit.	In Runde
1	13	Swatch The Club	-	50	1:00:31.587	1:02.457	14
2	18	Rosis	+24.343	50	1:00:55.930	1:03.950	12
3	24	Höflinger Der Münchner Bäcker	2 Runden	48	1:00:35.085	1:01.157	9
4	3	Lauda Motion	3 Runden	47	1:00:57.025	1:01.803	8
5	15	Far Freight	5 Runden	45	1:01:34.740	1:10.784	20
6	4	Hervis	6 Runden	44	1:01:44.433	1:06.621	16
7	5	Bezirksblätter	+0.341	44	1:01:44.774	1:07.083	4
8	1	Hitradio Ö3	7 Runden	43	1:00:47.976	1:09.073	11
9	16	A1 Snow Huskys	+51.719	43	1:01:39.695	1:12.005	11
10	17	Laureate	14 Runden	36	1:01:04.831	1:11.868	36
11	12	Vetcel	15 Runden	35	1:00:50.980	1:18.967	9

Nicht Klassifiziert

NF	6	Uniqa Fresacher Racing Team	-	45	53:39.079	1:02.044	8
----	---	-----------------------------	---	----	-----------	----------	---

Vorsprung	Durchschn.Geschw.	Beste Rundenzeit	Beste Geschw.	Beste Runde von
+24.343	41,635	1:01.157	49,447	[24] Höflinger Der Münchner Bäck

Zeitnahmekommissar & Auswertung www.camp-company.de

Orbits 4

Rennleiter Geza Toth

www.amb-it.com

Sportkommissar: Wolfgang Schuster

www.mylaps.com

Lizenziert für Motorsport Events



Swatch Snow Mobile 2008

Nach Runden sortiert

Heat Gruppe 2

Hinterglemm 0,840 Km

First Heat Grupp 2

07.12.2008 16:00

Rennen (1:00:00 Zeit)

Pos.	St.Nr.	Name	Diff.	Runden	Gesamtzeit	Beste Zeit.	In Runde
1	2	Wings for Life	-	48	1:00:07.852	1:04.199	7
2	8	Goaßstall	+15.213	48	1:00:23.065	1:04.158	15
3	14	Red Bull Mobile	2 Runden	46	1:00:18.308	1:01.562	10
4	19	Saalbach Hinterglemm Leogang	+7.805	46	1:00:26.113	1:04.504	5
5	11	Swatch	4 Runden	44	1:00:51.597	1:04.257	15
6	23	Rudana Investment Group AG	6 Runden	42	1:00:10.676	1:08.162	7
7	9	Falak Investements AG	+13.042	42	1:00:23.718	1:07.452	11
8	22	VFG	7 Runden	41	1:00:50.289	1:14.209	18
9	20	Sony Ericsson SnowXperiancers	9 Runden	39	1:01:18.531	1:13.681	2
10	10	TV Media	+16.470	39	1:01:35.001	1:09.816	3
11	21	Dubai Sport City	19 Runden	29	1:00:50.302	1:01.799	5

Nicht Klassifiziert

NF	7	4c Controls	-	1	1:53.280	1:50.262	1
----	---	-------------	---	---	----------	----------	---

Vorsprung	Durchschn.Geschw.	Beste Rundenzeit	Beste Geschw.	Beste Runde von
+15.213	40,232	1:01.562	49,121	[14] Red Bull Mobile

Zeitnahmekommissar & Auswertung www.camp-company.de

Orbits 4

Rennleiter Geza Toth

www.amb-it.com

Sportkommissar: Wolfgang Schuster

www.mylaps.com

Lizenziert für Motorsport Events



Swatch Snow Mobile 2008

Kleines Finale

Hinterglemm 0,840 Km

Startaufstellung kleines Finale

06.12.2008 19:00

Rennen (1:00:00 Zeit)



2		1	1
[23] Rudana Investment Group AG		[4] Hervis	
[0]		[0]	
4		3	2
[9] Falak Investements AG		[5] Bezirksblätter	
[0]		[0]	
6		5	3
[22] VFG		[1] Hitradio O3	
[0]		[0]	
8		7	4
[20] Sony Ericsson SnowXperiancers		[16] A1 Snow Huskys	
[0]		[0]	
10		9	5
[17] Laureate		[10] TV Media	
[0]		[0]	
12		11	6
[12] Vetcel		[21] Dubai Sport City	
[0]		[0]	
14		13	7
[7] 4c Controls		[6] Uniqa Fresacher Racing Team	
[0]		[0]	



Swatch Snow Mobile 2008

Nach Runden sortiert

Heat kleines Finale

Hinterglemm 0,840 Km

Kleines Finale

07.12.2008 19:00

Rennen (1:00:00 Zeit)

Pos.	St.Nr.	Name	Diff.	Runden	Gesamtzeit	Beste Zeit.	In Runde
1	6	Uniqa Fresacher Racing Team	-	46	1:00:28.089	1:03.106	8
2	21	Dubai Sport City	1 Runde	45	1:00:45.895	1:03.364	5
3	9	Falak Investements AG	2 Runden	44	1:01:10.948	1:08.465	25
4	1	Hitradio Ö3	+27.858	44	1:01:38.806	1:10.247	9
5	4	Hervis	3 Runden	43	1:00:45.100	1:07.106	10
6	22	VFG	4 Runden	42	1:01:01.230	1:13.695	3
7	16	A1 Snow Huskys	+15.536	42	1:01:16.766	1:09.416	33
8	10	TV Media	6 Runden	40	1:01:38.890	1:07.808	8
9	5	Bezirksblätter	7 Runden	39	1:00:59.301	1:10.001	3
10	20	Sony Ericsson SnowXperiencers	8 Runden	38	1:00:47.459	1:15.481	3
11	12	Vetcel	12 Runden	34	1:00:53.296	1:19.635	14
NF	23	Rudana Investment Group AG	16 Runden	30	43:15.663	1:06.705	1
NF	17	Laureate	35 Runden	11	15:14.334	1:11.677	5

Vorsprung	Durchschn.Geschw.	Beste Rundenzeit	Beste Geschw.	Beste Runde von
1 Runde	38,341	1:03.106	47,919	[6] Uniqa Fresacher Racing Team

Zeitnahmekommissar & Auswertung www.camp-company.de	Orbits 4
Rennleiter Geza Toth	www.amb-it.com
Sportkommissar: Wolfgang Schuster	www.mylaps.com

Lizenziert für Motorsport Events



Swatch Snow Mobile 2008

Grosses Finale

Hinterglemm 0,840 Km

Startausstellung Finale

07.12.2008 21:00

Rennen (1:00:00 Zeit)



2	1	1
[2] Wings for Life	[13] Swatch The Club	
[0]	[0]	
4	3	2
[8] Goaßstall	[18] Rosis	
[0]	[0]	
6	5	3
[14] Red Bull Mobile	[24] Höflinger Der Münchner Bäcker	
[0]	[0]	
8	7	4
[19] Saalbach Hinterglemm Leogang	[3] Lauda Motion	
[0]	[0]	
10	9	5
[15] Far Freight	[11] Swatch	
[0]	[0]	
12	11	6
[21] Dubai Sport City	[6] Uniqa Fresacher Racing Team	
14	13	7
[1] Hitradio O3	[9] Falak Investements AG	



Swatch Snow Mobile 2008

Nach Runden sortiert

Heat Finale

Hinterglemm 0,840 Km

Finale

07.12.2008 21:00

Rennen (1:00:00 Zeit)

Pos.	St.Nr.	Name	Diff.	Runden	Gesamtzeit	Beste Zeit.	In Runde
1	6	Uniqa Fresacher Racing Team	-	48	1:01:04.944	1:03.859	7
2	13	Swatch The Club	+32.721	48	1:01:37.665	1:05.867	10
3	18	Rosis	1 Runde	47	1:01:42.674	1:05.779	7
4	24	Höflinger Der Münchner Bäcker	+6.694	47	1:01:49.368	1:03.737	14
5	3	Lauda Motion	2 Runden	46	1:01:05.685	1:03.418	9
6	21	Dubai Sport City	+44.852	46	1:01:50.537	1:03.136	6
7	11	Swatch	3 Runden	45	1:01:47.202	1:06.941	13
8	19	Saalbach Hinterglemm Leogang	+33.853	45	1:02:21.055	1:06.083	7
9	8	Goaßstall	5 Runden	43	1:02:58.212	1:05.642	7
10	15	Far Freight	6 Runden	42	1:02:12.305	1:15.836	27
11	9	Falak Investements AG	15 Runden	33	1:01:50.938	1:13.665	6

Nicht Klassifiziert

NF	14	Red Bull Mobile	-	41	51:50.796	1:00.960	9
NF	1	Hitradio Ö3	-	4	5:32.820	1:14.306	2
NF	2	Wings for Life	-	2	2:12.227	1:03.261	2

Vorsprung	Durchschn.Geschw.	Beste Rundenzeit	Beste Geschw.	Beste Runde von
+32.721	39,606	1:00.960	49,606	[14] Red Bull Mobile

Zeitnahmekommissar & Auswertung www.camp-company.de

Orbits 4

Rennleiter Geza Toth

www.amb-it.com

Sportkommissar: Wolfgang Schuster

www.mylaps.com

Lizenziert für Motorsport Events



Swatch Snow Mobile 2008

Battle of Champions

Qualifying

Qualifikation

Hinterglemm 0,840 Km

06.12.08 11:15

Runde Rundenzeit Diff. Tageszeit

(23) Rudana Investment Group AG

David Kraus			
1	1:01.240	+5.509	11:41:56.107
2	1:03.086	+7.355	11:42:59.193
3	1:04.944	+9.213	11:44:04.137
4	1:07.466	+11.735	11:45:11.603
Beste Zeit.: 1:01.240			

Peter Gurdin			
5	1:23.085	+27.354	11:46:34.688
6	57.924	+2.193	11:47:32.612
7	57.371	+1.640	11:48:29.983
8	57.183	+1.452	11:49:27.166
9	59.133	+3.402	11:50:26.299
10	1:03.041	+7.310	11:51:29.340
11	55.731	-	11:52:25.071
12	58.342	+2.611	11:53:23.413
13	1:06.411	+10.680	11:54:29.824
Beste Zeit.: 55.731			

David Kraus			
14	1:35.819	+40.088	11:56:05.643
Beste Zeit.: 1:35.819			

(7) 4c Controls

Alex Ploner			
1	1:01.342	+5.556	11:42:24.984
2	1:04.032	+8.246	11:43:29.016
3	1:01.809	+6.023	11:44:30.825
4	55.786	-	11:45:26.611
5	59.015	+3.229	11:46:25.626
6	1:00.183	+4.397	11:47:25.809
7	1:09.188	+13.402	11:48:34.997
8	1:06.710	+10.924	11:49:41.707
Beste Zeit.: 55.786			

(20) Sony Ericsson SnowXperiancers

Petra Bernhard			
1	1:07.923	+11.955	11:41:52.406
2	1:05.757	+9.789	11:42:58.163
3	1:04.605	+8.637	11:44:02.768
Beste Zeit.: 1:04.605			

Harald Gruber			
4	1:43.118	+47.150	11:45:45.886
5	1:01.886	+5.918	11:46:47.772
6	1:07.050	+11.082	11:47:54.822
7	56.801	+0.833	11:48:51.623
8	1:00.636	+4.668	11:49:52.259
9	1:02.908	+6.940	11:50:55.167
10	57.391	+1.423	11:51:52.558
11	55.968	-	11:52:48.526
12	58.134	+2.166	11:53:46.660
Beste Zeit.: 55.968			

Petra Bernhard			
13	1:43.606	+47.638	11:55:30.266
14	1:07.754	+11.786	11:56:38.020
Beste Zeit.: 1:07.754			

(18) Rosis

Jörg Fleischmann			
------------------	--	--	--

Runde Rundenzeit Diff. Tageszeit

1	1:07.308	+10.950	11:42:40.225
Beste Zeit.: 1:07.308			

Peter Niederkofler			
2	1:44.754	+48.396	11:44:24.979
3	56.358	-	11:45:21.337
4	59.326	+2.968	11:46:20.663
5	57.738	+1.380	11:47:18.401
Beste Zeit.: 56.358			

Christian Ritter			
6	1:42.137	+45.779	11:49:00.538
7	58.746	+2.388	11:49:59.284
8	1:05.179	+8.821	11:51:04.463
9	1:06.509	+10.151	11:52:10.972
10	1:30.284	+33.926	11:53:41.256
Beste Zeit.: 58.746			

(9) Falak Investment AG

Rene Gutschireiter			
1	59.274	+2.050	11:41:41.221
Beste Zeit.: 59.274			

Marko Walter			
2	1:30.299	+33.075	11:43:11.520
3	58.696	+1.472	11:44:10.216
4	1:02.623	+5.399	11:45:12.839
5	59.021	+1.797	11:46:11.860
6	57.792	+0.568	11:47:09.652
7	1:05.154	+7.930	11:48:14.806
8	1:04.152	+6.928	11:49:18.958
9	1:00.076	+2.852	11:50:19.034
Beste Zeit.: 57.792			

Rene Gutschireiter			
10	1:55.703	+58.479	11:52:14.737
11	59.854	+2.630	11:53:14.591
12	1:04.457	+7.233	11:54:19.048
13	1:02.882	+5.658	11:55:21.930
14	57.224	-	11:56:19.154
Beste Zeit.: 57.224			

(4) Hervis

Marco Jäger			
1	58.127	+0.786	11:42:27.126
2	57.701	+0.360	11:43:24.827
3	57.341	-	11:44:22.168
4	57.859	+0.518	11:45:20.027
5	59.180	+1.839	11:46:19.207
6	58.432	+1.091	11:47:17.639
7	59.063	+1.722	11:48:16.702
8	57.533	+0.192	11:49:14.235
9	57.804	+0.463	11:50:12.039
Beste Zeit.: 57.341			

Florian Köfer			
10	1:51.159	+53.818	11:52:03.198
11	1:00.440	+3.099	11:53:03.638
12	1:02.153	+4.812	11:54:05.791
13	1:34.188	+36.847	11:55:39.979
Beste Zeit.: 1:00.440			

(14) Red Bull Mobile

Runde Rundenzeit Diff. Tageszeit

1	2:17.368	+1:19.942	11:43:23.653
2	57.828	+0.402	11:44:21.481
3	57.591	+0.165	11:45:19.072
4	59.275	+1.849	11:46:18.347
Beste Zeit.: 57.591			

Michael Staufer			
5	1:40.163	+42.737	11:47:58.510
6	58.944	+1.518	11:48:57.454
7	1:00.382	+2.956	11:49:57.836
8	59.133	+1.707	11:50:56.969
9	1:04.005	+6.579	11:52:00.974
10	57.426	-	11:52:58.400
11	1:05.997	+8.571	11:54:04.397
12	1:33.059	+35.633	11:55:37.456
Beste Zeit.: 57.426			

(8) Goabstall

Michael Höll			
1	57.816	-	11:45:52.032
2	59.058	+1.242	11:46:51.090
3	1:33.825	+36.009	11:48:24.915
4	59.822	+2.006	11:49:24.737
5	59.698	+1.882	11:50:24.435
Beste Zeit.: 57.816			

Andreas Lettenbichler			
6	1:20.227	+22.411	11:51:44.662
7	59.954	+2.138	11:52:44.616
8	59.477	+1.661	11:53:44.093
9	1:08.475	+10.659	11:54:52.568
10	1:07.443	+9.627	11:56:00.011
Beste Zeit.: 59.477			

(13) Swatch The Club

Fredy Hostettmann			
1	58.606	+0.498	11:42:08.604
2	59.581	+1.473	11:43:08.185
3	58.849	+0.741	11:44:07.034
4	1:03.336	+5.228	11:45:10.370
5	58.436	+0.328	11:46:08.806
Beste Zeit.: 58.436			

Sebastian Wolter			
6	1:58.205	+1:00.097	11:48:07.011
7	1:07.896	+9.788	11:49:14.907
8	1:03.358	+5.250	11:50:18.265
Beste Zeit.: 1:03.358			

John Burkhalter			
9	1:30.358	+32.250	11:51:48.623
10	58.602	+0.494	11:52:47.225
11	58.108	-	11:53:45.333
Beste Zeit.: 58.108			

Fredy Hostettmann			
12	1:45.479	+47.371	11:55:30.812
13	1:00.307	+2.199	11:56:31.119
Beste Zeit.: 1:00.307			

(12) Vetcel

Holleis			
---------	--	--	--

Zeitnahmekommissar & Auswertung www.camp-company.de

Orbits 4

Rennleiter Geza Toth

www.amb-it.com

Sportkommissar: Wolfgang Schuster

www.mylaps.com

Lizenziert für Motorsport Events



Swatch Snow Mobile 2008

Battle of Champions

Hinterglemm 0,840 Km

Qualifying

06.12.08 11:15

Qualifikation

Runde	Rundenzeit	Diff.	Tageszeit
1	1:00.214	+1.640	11:42:44.294
2	1:01.601	+3.027	11:43:45.895
Beste Zeit.: 1:00.214			
Heribert Wolf			
3	1:44.205	+45.631	11:45:30.100
4	59.120	+0.546	11:46:29.220
5	58.972	+0.398	11:47:28.192
6	58.805	+0.231	11:48:26.997
7	58.574	-	11:49:25.571
8	59.573	+0.999	11:50:25.144
Beste Zeit.: 58.574			
Holleis			
9	1:33.069	+34.495	11:51:58.213
10	59.915	+1.341	11:52:58.128
11	1:00.943	+2.369	11:53:59.071
12	1:32.564	+33.990	11:55:31.635
13	1:05.127	+6.553	11:56:36.762
Beste Zeit.: 59.915			

(17) Laureate

Runde	Rundenzeit	Diff.	Tageszeit
Rudolf Bauer			
1	2:53.208	+1:54.449	11:43:31.457
2	1:03.059	+4.300	11:44:34.516
3	1:03.654	+4.895	11:45:38.170
4	1:02.349	+3.590	11:46:40.519
Beste Zeit.: 1:02.349			
Otrmar Hacker			
5	1:26.890	+28.131	11:48:07.409
6	1:01.604	+2.845	11:49:09.013
7	58.759	-	11:50:07.772
8	1:00.681	+1.922	11:51:08.453
9	1:01.717	+2.958	11:52:10.170
10	1:00.933	+2.174	11:53:11.103
Beste Zeit.: 58.759			

(24) Höflinger Der Münchner Bäcker

Runde	Rundenzeit	Diff.	Tageszeit
Gerhard Forster			
1	1:02.251	+3.336	11:42:07.241
2	1:00.212	+1.297	11:43:07.453
3	58.915	-	11:44:06.368
4	1:50.320	+51.405	11:45:56.688
5	1:01.198	+2.283	11:46:57.886
6	1:12.593	+13.678	11:48:10.479
7	1:56.132	+57.217	11:50:06.611
8	59.524	+0.609	11:51:06.135
9	59.274	+0.359	11:52:05.409
10	59.527	+0.612	11:53:04.936
11	1:48.700	+49.785	11:54:53.636
12	1:07.579	+8.664	11:56:01.215
Beste Zeit.: 58.915			

(21) Dubai Sport City

Runde	Rundenzeit	Diff.	Tageszeit
Fritz Strobl			
1	1:12.746	+13.746	11:42:16.924
Beste Zeit.: 1:12.746			
Josef Krenn			
2	2:33.714	+1:34.714	11:44:50.638
3	59.000	-	11:45:49.638
4	59.994	+0.994	11:46:49.632

Runde	Rundenzeit	Diff.	Tageszeit
5	59.415	+0.415	11:47:49.047
6	1:00.067	+1.067	11:48:49.114
7	1:01.932	+2.932	11:49:51.046
Beste Zeit.: 59.000			
Patrick Mutschlechner			
8	1:23.575	+24.575	11:51:14.621
9	1:02.768	+3.768	11:52:17.389
10	1:01.571	+2.571	11:53:18.960
11	1:02.556	+3.556	11:54:21.516
12	1:04.003	+5.003	11:55:25.519
13	1:03.232	+4.232	11:56:28.751
Beste Zeit.: 1:01.571			

(2) Wings for Life

Runde	Rundenzeit	Diff.	Tageszeit
Gerald Hartl			
1	1:07.022	+5.636	11:41:50.074
2	1:04.735	+3.349	11:42:54.809
3	1:05.144	+3.758	11:43:59.953
4	1:09.930	+8.544	11:45:09.883
Beste Zeit.: 1:04.735			
Randy Krummenacher			
5	1:34.433	+33.047	11:46:44.316
6	1:02.459	+1.073	11:47:46.775
7	1:01.438	+0.052	11:48:48.213
8	1:01.578	+0.192	11:49:49.791
9	1:01.386	-	11:50:51.177
10	1:02.544	+1.158	11:51:53.721
11	1:02.338	+0.952	11:52:56.059
12	1:01.459	+0.073	11:53:57.518
13	1:08.598	+7.212	11:55:06.116
14	1:02.310	+0.924	11:56:08.426
Beste Zeit.: 1:01.386			



Swatch Snow Mobile 2008

Battle of Champions

Race

Rennen (30:00 Zeit)

Hinterglemm 0,840 Km

06.12.08 15:15

Runde	Rundenzeit	Diff.	Tageszeit
(7) 4c Controls			
Christian Ghedina			
1	1:00.201	+1.288	15:12:48.793
2	1:00.807	+1.894	15:13:49.600
3	1:03.531	+4.618	15:14:53.131
4	1:01.011	+2.098	15:15:54.142
5	1:02.334	+3.421	15:16:56.476
6	1:06.280	+7.367	15:18:02.756
7	1:04.306	+5.393	15:19:07.062
8	1:06.522	+7.609	15:20:13.584
Beste Zeit.: 1:00.201			

Runde	Rundenzeit	Diff.	Tageszeit
Roland Ploner			
9	1:19.215	+20.302	15:21:32.799
10	1:00.177	+1.264	15:22:32.976
11	1:00.598	+1.685	15:23:33.574
12	1:02.303	+3.390	15:24:35.877
13	1:05.179	+6.266	15:25:41.056
14	1:06.476	+7.563	15:26:47.532
15	1:05.758	+6.845	15:27:53.290
16	1:05.802	+6.889	15:28:59.092
17	1:00.048	+1.135	15:29:59.140
18	1:01.747	+2.834	15:31:00.887
Beste Zeit.: 1:00.048			

Runde	Rundenzeit	Diff.	Tageszeit
Alex Ploner			
19	1:13.454	+14.541	15:32:14.341
20	1:04.189	+5.276	15:33:18.530
21	1:01.210	+2.297	15:34:19.740
22	1:08.963	+10.050	15:35:28.703
23	59.338	+0.425	15:36:28.041
24	59.393	+0.480	15:37:27.434
25	1:02.962	+4.049	15:38:30.396
26	1:02.000	+3.087	15:39:32.396
27	58.913	-	15:40:31.309
28	58.979	+0.066	15:41:30.288
29	1:06.249	+7.336	15:42:36.537
Beste Zeit.: 58.913			

Runde	Rundenzeit	Diff.	Tageszeit
(9) Falak Investment AG			
Peter Luttenberger			
1	1:07.431	+6.046	15:12:57.667
2	1:06.878	+5.493	15:14:04.545
3	1:07.145	+5.760	15:15:11.690
4	1:08.428	+7.043	15:16:20.118
5	1:07.183	+5.798	15:17:27.301
6	1:08.974	+7.589	15:18:36.275
7	1:05.345	+3.960	15:19:41.620
8	1:12.912	+11.527	15:20:54.532
Beste Zeit.: 1:05.345			

Runde	Rundenzeit	Diff.	Tageszeit
Marko Walter			
9	1:17.314	+15.929	15:22:11.846
10	1:01.896	+0.511	15:23:13.742
11	1:03.794	+2.409	15:24:17.536
12	1:05.506	+4.121	15:25:23.042
13	1:05.036	+3.651	15:26:28.078
14	1:02.710	+1.325	15:27:30.788
15	1:02.012	+0.627	15:28:32.800
16	1:02.816	+1.431	15:29:35.616
17	1:02.040	+0.655	15:30:37.656
18	1:02.225	+0.840	15:31:39.881
Beste Zeit.: 1:01.896			

Runde	Rundenzeit	Diff.	Tageszeit
Rene Gutschireiter			
19	1:17.591	+16.206	15:32:57.472
20	1:02.154	+0.769	15:33:59.626
21	1:02.672	+1.287	15:35:02.298
22	1:05.171	+3.786	15:36:07.469
23	1:01.385	-	15:37:08.854
24	1:07.154	+5.769	15:38:16.008
25	1:03.685	+2.300	15:39:19.693
26	1:03.496	+2.111	15:40:23.189
27	1:04.502	+3.117	15:41:27.691
28	1:09.334	+7.949	15:42:37.025
Beste Zeit.: 1:01.385			

Runde	Rundenzeit	Diff.	Tageszeit
(13) Swatch The Club			
Sebastian Wolter			
1	1:15.850	+15.539	15:13:07.215
2	1:14.941	+14.630	15:14:22.156
3	1:07.558	+7.247	15:15:29.714
4	1:06.410	+6.099	15:16:36.124
5	1:03.938	+3.627	15:17:40.062
6	1:02.451	+2.140	15:18:42.513
7	1:04.466	+4.155	15:19:46.979
Beste Zeit.: 1:02.451			

Runde	Rundenzeit	Diff.	Tageszeit
John Burkhalter			
8	1:26.446	+26.135	15:21:13.425
9	1:09.620	+9.309	15:22:23.045
10	1:03.874	+3.563	15:23:26.919
11	1:07.467	+7.156	15:24:34.386
12	1:06.469	+6.158	15:25:40.855
13	1:26.483	+26.172	15:27:07.338
14	1:00.758	+0.447	15:28:08.096
15	1:00.311	-	15:29:08.407
16	1:01.651	+1.340	15:30:10.058
17	1:06.041	+5.730	15:31:16.099
18	1:03.827	+3.516	15:32:19.926
Beste Zeit.: 1:00.311			

Runde	Rundenzeit	Diff.	Tageszeit
Fredy Hostettmann			
19	1:15.924	+15.613	15:33:35.850
20	1:04.122	+3.811	15:34:39.972
21	1:05.191	+4.880	15:35:45.163
22	1:03.185	+2.874	15:36:48.348
23	1:01.589	+1.278	15:37:49.937
24	1:00.536	+0.225	15:38:50.473
25	1:03.264	+2.953	15:39:53.737
26	1:06.386	+6.075	15:41:00.123
27	1:01.895	+1.584	15:42:02.018
28	1:01.095	+0.784	15:43:03.113
Beste Zeit.: 1:00.536			

Runde	Rundenzeit	Diff.	Tageszeit
(4) Hervis			
Gerhard Zadrobilek			
1	1:16.992	+17.381	15:13:07.992
2	1:17.737	+18.126	15:14:25.729
3	1:11.757	+12.146	15:15:37.486
4	1:12.089	+12.478	15:16:49.575
5	1:09.830	+10.219	15:17:59.405
6	1:30.816	+31.205	15:19:30.221
7	1:09.562	+9.951	15:20:39.783
Beste Zeit.: 1:09.562			
Marco Jäger			
8	1:17.504	+17.893	15:21:57.287

Runde	Rundenzeit	Diff.	Tageszeit
9	1:01.680	+2.069	15:22:58.967
10	1:00.247	+0.636	15:23:59.214
11	1:01.770	+2.159	15:25:00.984
12	1:02.376	+2.765	15:26:03.360
13	1:02.270	+2.659	15:27:05.630
14	59.611	-	15:28:05.241
15	1:00.521	+0.910	15:29:05.762
16	1:02.919	+3.308	15:30:08.681
17	1:03.978	+4.367	15:31:12.659
18	59.942	+0.331	15:32:12.601
Beste Zeit.: 59.611			

Runde	Rundenzeit	Diff.	Tageszeit
Florian Köfer			
19	1:16.137	+16.526	15:33:28.738
20	1:06.683	+7.072	15:34:35.421
21	1:07.885	+8.274	15:35:43.306
22	1:06.737	+7.126	15:36:50.043
23	1:04.735	+5.124	15:37:54.778
24	1:04.351	+4.740	15:38:59.129
25	1:03.526	+3.915	15:40:02.655
26	1:05.316	+5.705	15:41:07.971
27	1:06.618	+7.007	15:42:14.589
28	1:04.523	+4.912	15:43:19.112
Beste Zeit.: 1:03.526			

Runde	Rundenzeit	Diff.	Tageszeit
(20) Sony Ericsson SnowXperiencers			
Andy Goldberger			
1	1:12.606	+13.369	15:13:02.601
2	1:16.638	+17.401	15:14:19.239
3	1:12.507	+13.270	15:15:31.746
4	1:12.284	+13.047	15:16:44.030
Beste Zeit.: 1:12.284			

Runde	Rundenzeit	Diff.	Tageszeit
Harald Gruber			
5	1:27.424	+28.187	15:18:11.454
6	1:03.572	+4.335	15:19:15.026
7	1:14.305	+15.068	15:20:29.331
8	1:01.334	+2.097	15:21:30.665
9	59.595	+0.358	15:22:30.260
Beste Zeit.: 59.595			

Runde	Rundenzeit	Diff.	Tageszeit
Petra Bernhard			
10	1:15.548	+16.311	15:23:45.808
11	1:12.799	+13.562	15:24:58.607
12	1:12.134	+12.897	15:26:10.741
13	1:10.240	+11.003	15:27:20.981
14	1:10.368	+11.131	15:28:31.349
15	1:10.187	+10.950	15:29:41.536
16	1:09.517	+10.280	15:30:51.053
Beste Zeit.: 1:09.517			

Runde	Rundenzeit	Diff.	Tageszeit
Harald Gruber			
17	1:17.505	+18.268	15:32:08.558
18	1:00.129	+0.892	15:33:08.687
19	1:00.118	+0.881	15:34:08.805
20	1:00.196	+0.959	15:35:09.001
21	1:05.051	+5.814	15:36:14.052
22	1:01.735	+2.498	15:37:15.787
23	1:01.782	+2.545	15:38:17.569
24	1:02.406	+3.169	15:39:19.975
25	59.979	+0.742	15:40:19.954
26	1:02.132	+2.895	15:41:22.086
27	59.237	-	15:42:21.323
28	1:01.609	+2.372	15:43:22.932
Beste Zeit.: 59.237			

Zeitnahmekommissar & Auswertung www.camp-company.de

Rennleiter Geza Toth
Sportkommissar: Wolfgang Schuster

Orbits 4

www.amb-it.com
www.mylaps.com

Lizenziert für Motorsport Events



Swatch Snow Mobile 2008

Battle of Champions

Race

Rennen (30:00 Zeit)

Hinterglemm 0,840 Km

06.12.08 15:15

Runde	Rundenzeit	Diff.	Tageszeit
(8) Goaßstall			
Hans Enn			
1	1:08.790	+6.848	15:12:59.377
2	1:09.285	+7.343	15:14:08.662
3	1:07.392	+5.450	15:15:16.054
4	1:06.721	+4.779	15:16:22.775
5	1:06.817	+4.875	15:17:29.592
6	1:09.926	+7.984	15:18:39.518
7	1:06.322	+4.380	15:19:45.840
8	1:10.213	+8.271	15:20:56.053
Beste Zeit.: 1:06.322			

Andreas Lettenbichler			
9	1:16.946	+15.004	15:22:12.999
10	1:02.063	+0.121	15:23:15.062
11	1:03.289	+1.347	15:24:18.351
12	1:05.847	+3.905	15:25:24.198
13	1:06.808	+4.866	15:26:31.006
14	1:06.051	+4.109	15:27:37.057
15	1:04.044	+2.102	15:28:41.101
16	1:01.942	-	15:29:43.043
17	1:03.411	+1.469	15:30:46.454
Beste Zeit.: 1:01.942			

Michael Höll			
18	1:11.580	+9.638	15:31:58.034
19	1:04.733	+2.791	15:33:02.767
20	1:02.651	+0.709	15:34:05.418
21	1:02.907	+0.965	15:35:08.325
22	1:05.255	+3.313	15:36:13.580
23	1:05.153	+3.211	15:37:18.733
24	1:05.940	+3.998	15:38:24.673
25	1:43.772	+41.830	15:40:08.445
26	1:06.648	+4.706	15:41:15.093
27	1:05.849	+3.907	15:42:20.942
28	1:20.635	+18.693	15:43:41.577
Beste Zeit.: 1:02.651			

(12) Vetcel			
Michael Konsel			
1	1:13.693	+11.891	15:13:05.120
2	1:15.563	+13.761	15:14:20.683
3	1:12.131	+10.329	15:15:32.814
4	1:11.707	+9.905	15:16:44.521
5	1:10.287	+8.485	15:17:54.808
6	1:09.022	+7.220	15:19:03.830
7	1:07.601	+5.799	15:20:11.431
Beste Zeit.: 1:07.601			

Holleis			
8	1:23.090	+21.288	15:21:34.521
9	1:01.993	+0.191	15:22:36.514
10	1:02.425	+0.623	15:23:38.939
11	1:01.802	-	15:24:40.741
12	1:03.781	+1.979	15:25:44.522
13	1:26.163	+24.361	15:27:10.685
14	1:04.198	+2.396	15:28:14.883
15	1:02.472	+0.670	15:29:17.355
16	1:04.376	+2.574	15:30:21.731
Beste Zeit.: 1:01.802			

Heribert Wolf			
17	1:24.997	+23.195	15:31:46.728

18	1:03.283	+1.481	15:32:50.011
19	1:03.245	+1.443	15:33:53.256
20	1:03.857	+2.055	15:34:57.113
21	1:13.330	+11.528	15:36:10.443
22	1:13.438	+11.636	15:37:23.881
23	1:12.676	+10.874	15:38:36.557
24	1:03.621	+1.819	15:39:40.178
25	1:04.204	+2.402	15:40:44.382
26	1:03.678	+1.876	15:41:48.060
27	1:02.998	+1.196	15:42:51.058
Beste Zeit.: 1:02.998			

(18) Rosis			
Jörg Fleischmann			
1	1:06.669	+7.596	15:12:56.662
2	1:55.952	+56.879	15:14:52.614
3	1:14.786	+15.713	15:16:07.400
4	1:13.364	+14.291	15:17:20.764
5	1:18.869	+19.796	15:18:39.633
Beste Zeit.: 1:06.669			

Peter Niederkofler			
6	1:44.489	+45.416	15:20:24.122
7	1:00.841	+1.768	15:21:24.963
8	1:03.057	+3.984	15:22:28.020
9	59.755	+0.682	15:23:27.775
10	1:07.002	+7.929	15:24:34.777
11	1:07.058	+7.985	15:25:41.835
12	1:07.654	+8.581	15:26:49.489
13	1:05.232	+6.159	15:27:54.721
14	1:05.809	+6.736	15:29:00.530
15	1:06.013	+6.940	15:30:06.543
16	1:01.104	+2.031	15:31:07.647
17	59.073	-	15:32:06.720
Beste Zeit.: 59.073			

Christian Ritter			
18	1:14.501	+15.428	15:33:21.221
19	1:05.382	+6.309	15:34:26.603
20	1:06.759	+7.686	15:35:33.362
21	1:04.294	+5.221	15:36:37.656
22	1:04.381	+5.308	15:37:42.037
23	1:05.879	+6.806	15:38:47.916
24	1:05.513	+6.440	15:39:53.429
25	1:05.849	+6.776	15:40:59.278
26	1:05.661	+6.588	15:42:04.939
27	1:04.759	+5.686	15:43:09.698
Beste Zeit.: 1:04.294			

(24) Höflinger Der Münchner Bäcker			
Christian Mayer			
1	1:18.553	+15.798	15:13:10.760
2	1:17.550	+14.795	15:14:28.310
3	1:11.950	+9.195	15:15:40.260
4	1:12.738	+9.983	15:16:52.998
5	1:09.399	+6.644	15:18:02.397
Beste Zeit.: 1:09.399			

Franz Höflinger			
6	1:26.225	+23.470	15:19:28.622
7	1:10.213	+7.458	15:20:38.835
8	1:08.268	+5.513	15:21:47.103
9	1:05.433	+2.678	15:22:52.536
10	1:05.925	+3.170	15:23:58.461

11	1:09.442	+6.687	15:25:07.903
12	1:31.401	+28.646	15:26:39.304
13	1:09.198	+6.443	15:27:48.502
14	1:09.871	+7.116	15:28:58.373
15	1:07.916	+5.161	15:30:06.289
Beste Zeit.: 1:05.433			

Gerhard Forster			
16	1:24.543	+21.788	15:31:30.832
17	1:02.755	-	15:32:33.587
18	1:03.403	+0.648	15:33:36.990
19	1:04.170	+1.415	15:34:41.160
20	1:05.372	+2.617	15:35:46.532
21	1:05.378	+2.623	15:36:51.910
22	1:06.487	+3.732	15:37:58.397
23	1:03.604	+0.849	15:39:02.001
24	1:04.265	+1.510	15:40:06.266
25	1:08.299	+5.544	15:41:14.565
26	1:13.792	+11.037	15:42:28.357
27	1:04.457	+1.702	15:43:32.814
Beste Zeit.: 1:02.755			

(21) Dubai Sport City			
Fritz Strobl			
1	1:20.216	+14.854	15:13:12.018
2	1:17.594	+12.232	15:14:29.612
3	1:14.176	+8.814	15:15:43.788
4	1:12.453	+7.091	15:16:56.241
5	1:14.376	+9.014	15:18:10.617
Beste Zeit.: 1:12.453			

Josef Krenn			
6	1:26.816	+21.454	15:19:37.433
7	1:10.267	+4.905	15:20:47.700
8	1:06.042	+0.680	15:21:53.742
Beste Zeit.: 1:06.042			

Patrick Mutschlechner			
9	1:15.293	+9.931	15:23:09.035
10	1:07.855	+2.493	15:24:16.890
11	1:05.362	-	15:25:22.252
12	1:08.447	+3.085	15:26:30.699
13	1:05.960	+0.598	15:27:36.659
14	1:06.876	+1.514	15:28:43.535
15	1:07.806	+2.444	15:29:51.341
16	1:05.788	+0.426	15:30:57.129
Beste Zeit.: 1:05.362			

Josef Krenn			
17	1:15.152	+9.790	15:32:12.281
18	1:05.450	+0.088	15:33:17.731
19	1:07.796	+2.434	15:34:25.527
20	1:08.509	+3.147	15:35:34.036
21	1:06.397	+1.035	15:36:40.433
22	2:09.646	+1:04.284	15:38:50.079
23	1:27.111	+21.749	15:40:17.190
24	1:09.869	+4.507	15:41:27.059
25	1:08.983	+3.621	15:42:36.042
Beste Zeit.: 1:05.450			

(2) Wings for Life			
Randy Krummenacher			
1	1:16.214	+12.942	15:13:08.192
2	1:19.361	+16.089	15:14:27.553

Zeitnahmekommissar & Auswertung www.camp-company.de

Rennleiter Geza Toth

Sportkommissar: Wolfgang Schuster

Orbits 4

www.amb-it.com

www.mylaps.com

Lizensiert für Motorsport Events



Swatch Snow Mobile 2008

Battle of Champions

Race

Rennen (30:00 Zeit)

Hinterglemm 0,840 Km

06.12.08 15:15

Runde	Rundenzeit	Diff.	Tageszeit
3	1:10.045	+6.773	15:15:37.598
4	1:08.759	+5.487	15:16:46.357
5	1:08.965	+5.693	15:17:55.322
6	1:09.581	+6.309	15:19:04.903
Beste Zeit.: 1:08.759			

Gerald Hartl

7	3:35.107	+2:31.835	15:22:40.010
8	1:13.124	+9.852	15:23:53.134
9	1:13.815	+10.543	15:25:06.949
10	2:19.396	+1:16.124	15:27:26.345
11	1:14.855	+11.583	15:28:41.200
12	1:16.321	+13.049	15:29:57.521
Beste Zeit.: 1:13.124			

Gerhard Kren

13	1:24.258	+20.986	15:31:21.779
14	1:08.066	+4.794	15:32:29.845
15	1:04.332	+1.060	15:33:34.177
16	1:04.835	+1.563	15:34:39.012
17	1:05.652	+2.380	15:35:44.664
18	1:06.640	+3.368	15:36:51.304
19	1:05.405	+2.133	15:37:56.709
20	1:03.272	-	15:38:59.981
21	1:03.764	+0.492	15:40:03.745
22	1:06.175	+2.903	15:41:09.920
23	1:03.361	+0.089	15:42:13.281
24	1:03.402	+0.130	15:43:16.683
Beste Zeit.: 1:03.272			

(14) Red Bull Mobile

Karl Wendlinger

1	1:15.037	+15.670	15:13:06.705
2	1:18.801	+19.434	15:14:25.506
3	1:11.060	+11.693	15:15:36.566
4	1:15.860	+16.493	15:16:52.426
5	1:17.189	+17.822	15:18:09.615
6	1:15.310	+15.943	15:19:24.925
Beste Zeit.: 1:11.060			

Michael Staufer

7	1:31.436	+32.069	15:20:56.361
8	1:05.906	+6.539	15:22:02.267
9	59.367	-	15:23:01.634
10	1:37.401	+38.034	15:24:39.035
11	1:03.794	+4.427	15:25:42.829
12	1:05.720	+6.353	15:26:48.549
13	1:05.671	+6.304	15:27:54.220
14	1:05.240	+5.873	15:28:59.460
15	1:42.035	+42.668	15:30:41.495
16	1:00.761	+1.394	15:31:42.256
Beste Zeit.: 59.367			

Harald Bacher

17	4:09.485	+3:10.118	15:35:51.741
18	1:10.838	+11.471	15:37:02.579
19	1:09.260	+9.893	15:38:11.839
20	1:25.545	+26.178	15:39:37.384
21	1:23.552	+24.185	15:41:00.936
22	1:30.348	+30.981	15:42:31.284
Beste Zeit.: 1:09.260			

(17) Laureate

Leo Hillinger

Runde	Rundenzeit	Diff.	Tageszeit
1	1:14.603	+9.722	15:13:05.191
2	2:46.143	+1:41.262	15:15:51.334
3	1:15.856	+10.975	15:17:07.190
4	1:13.572	+8.691	15:18:20.762
5	1:16.147	+11.266	15:19:36.909
Beste Zeit.: 1:13.572			

Rudolf Bauer

6	1:32.177	+27.296	15:21:09.086
7	1:09.502	+4.621	15:22:18.588
8	1:07.442	+2.561	15:23:26.030
9	1:07.723	+2.842	15:24:33.753
10	1:06.351	+1.470	15:25:40.104
11	1:06.899	+2.018	15:26:47.003
12	1:04.881	-	15:27:51.884
13	1:06.650	+1.769	15:28:58.534
14	1:09.828	+4.947	15:30:08.362
15	1:05.888	+1.007	15:31:14.250
Beste Zeit.: 1:04.881			

Otmar Hacker

16	1:48.369	+43.488	15:33:02.619
17	1:12.989	+8.108	15:34:15.608
18	1:18.910	+14.029	15:35:34.518
19	4:13.773	+3:08.892	15:39:48.291
20	3:29.550	+2:24.669	15:43:17.841
Beste Zeit.: 1:12.989			

(23) Rudana Investment Group AG

Reiner Marcus

1	1:05.461	+3.478	15:12:54.562
2	1:32.651	+30.668	15:14:27.213
Beste Zeit.: 1:05.461			

Peter Gurdin

3	2:13.092	+1:11.109	15:16:40.305
4	1:02.395	+0.412	15:17:42.700
5	1:01.983	-	15:18:44.683
6	1:04.183	+2.200	15:19:48.866
Beste Zeit.: 1:01.983			

David Kraus

7	1:24.259	+22.276	15:21:13.125
8	1:15.573	+13.590	15:22:28.698
Beste Zeit.: 1:15.573			



Swatch Snow Mobile 2008

Swatch Snow Mobile gerade

2 Freies Training Gruppe 1

Training (45:00 Zeit)

Hinterglemm 0,840 Km

06.12.08 16:30

Runde	Rundenzeit	Diff.	Tageszeit
(8) Goaßstall			
Manfred Pfeiffenberger			
1	1:13.659	+10.831	16:40:32.776
2	1:13.707	+10.879	16:41:46.483
3	1:12.786	+9.958	16:42:59.269
4	1:12.327	+9.499	16:44:11.596
5	1:21.496	+18.668	16:45:33.092
6	1:20.703	+17.875	16:46:53.795
7	1:09.875	+7.047	16:48:03.670
8	1:12.161	+9.333	16:49:15.831
9	1:25.825	+22.997	16:50:41.656
Beste Zeit.: 1:09.875			
Johann Leitner			
10	1:25.928	+23.100	16:52:07.584
11	1:09.249	+6.421	16:53:16.833
12	1:10.158	+7.330	16:54:26.991
13	1:02.828	-	16:55:29.819
14	1:22.954	+20.126	16:56:52.773
15	1:05.483	+2.655	16:57:58.256
Beste Zeit.: 1:02.828			
Peter Rieder			
16	1:25.694	+22.866	16:59:23.950
17	1:20.964	+18.136	17:00:44.914
18	1:08.958	+6.130	17:01:53.872
19	1:10.035	+7.207	17:03:03.907
20	1:18.978	+16.150	17:04:22.885
21	1:07.583	+4.755	17:05:30.468
22	1:08.104	+5.276	17:06:38.572
23	1:09.809	+6.981	17:07:48.381
Beste Zeit.: 1:07.583			
Andreas Zehentner			
24	1:30.738	+27.910	17:09:19.119
25	1:19.153	+16.325	17:10:38.272
26	1:15.911	+13.083	17:11:54.183
27	1:17.867	+15.039	17:13:12.050
Beste Zeit.: 1:15.911			
Johann Langreiter			
28	1:44.694	+41.866	17:14:56.744
29	1:23.439	+20.611	17:16:20.183
30	1:19.885	+17.057	17:17:40.068
31	1:19.676	+16.848	17:18:59.744
32	1:25.149	+22.321	17:20:24.893
33	1:21.793	+18.965	17:21:46.686
34	1:23.075	+20.247	17:23:09.761
35	1:24.024	+21.196	17:24:33.785
Beste Zeit.: 1:19.676			

(14) Red Bull Mobile			
Josef Hirschi			
1	1:21.638	+18.164	16:42:04.524
2	1:20.935	+17.461	16:43:25.459
3	1:10.965	+7.491	16:44:36.424
4	1:03.474	-	16:45:39.898
Beste Zeit.: 1:03.474			

(2) Wings for Life			
Andreas Meklau			
1	1:19.123	+13.327	16:40:39.289
2	1:24.483	+18.687	16:42:03.772

Runde	Rundenzeit	Diff.	Tageszeit
3	1:16.015	+10.219	16:43:19.787
4	1:08.967	+3.171	16:44:28.754
5	1:08.391	+2.595	16:45:37.145
Beste Zeit.: 1:08.391			
Randy Krummenacher			
6	1:29.638	+23.842	16:47:06.783
7	1:12.694	+6.898	16:48:19.477
8	1:07.669	+1.873	16:49:27.146
Beste Zeit.: 1:07.669			
Matthias Lanzinger			
9	1:48.735	+42.939	16:51:15.881
10	1:18.003	+12.207	16:52:33.884
11	1:13.940	+8.144	16:53:47.824
12	1:12.502	+6.706	16:55:00.326
13	1:18.241	+12.445	16:56:18.567
14	1:15.721	+9.925	16:57:34.288
Beste Zeit.: 1:12.502			
Marc Coma			
15	1:51.962	+46.166	16:59:26.250
16	1:22.124	+16.328	17:00:48.374
17	1:07.552	+1.756	17:01:55.926
18	1:08.952	+3.156	17:03:04.878
19	1:19.049	+13.253	17:04:23.927
20	1:13.182	+7.386	17:05:37.109
21	1:06.961	+1.165	17:06:44.070
22	1:05.957	+0.161	17:07:50.027
Beste Zeit.: 1:05.957			
Matthias Lanzinger			
23	1:41.382	+35.586	17:09:31.409
24	1:12.104	+6.308	17:10:43.513
25	1:13.894	+8.098	17:11:57.407
26	1:22.564	+16.768	17:13:19.971
27	1:16.009	+10.213	17:14:35.980
Beste Zeit.: 1:12.104			
Marc Coma			
28	1:36.613	+30.817	17:16:12.593
29	1:06.775	+0.979	17:17:19.368
30	1:05.796	-	17:18:25.164
31	1:13.608	+7.812	17:19:38.772
32	1:08.656	+2.860	17:20:47.428
33	1:09.666	+3.870	17:21:57.094
34	1:11.997	+6.201	17:23:09.091
35	1:08.053	+2.257	17:24:17.144
Beste Zeit.: 1:05.796			

(6) Uniqa Fresacher Racing Team			
Josef Hasenauer			
1	1:16.201	+10.184	16:40:24.384
2	1:11.382	+5.365	16:41:35.766
3	1:21.800	+15.783	16:42:57.566
4	1:09.369	+3.352	16:44:06.935
5	1:10.303	+4.286	16:45:17.238
6	1:11.204	+5.187	16:46:28.442
Beste Zeit.: 1:09.369			
Hans-Georg Hirschi			
7	1:29.760	+23.743	16:47:58.202
8	1:14.475	+8.458	16:49:12.677
9	1:19.078	+13.061	16:50:31.755
10	1:06.536	+0.519	16:51:38.291

Runde	Rundenzeit	Diff.	Tageszeit
Beste Zeit.: 1:06.536			
Hannes Schwabl			
11	1:27.086	+21.069	16:53:05.377
12	1:11.303	+5.286	16:54:16.680
13	1:07.964	+1.947	16:55:24.644
14	1:27.775	+21.758	16:56:52.419
15	1:06.920	+0.903	16:57:59.339
Beste Zeit.: 1:06.920			
Erwin Seebacher			
16	1:34.735	+28.718	16:59:34.074
17	1:15.610	+9.593	17:00:49.684
18	1:10.086	+4.069	17:01:59.770
Beste Zeit.: 1:10.086			
Friedrich Steger			
19	1:34.029	+28.012	17:03:33.799
20	1:20.626	+14.609	17:04:54.425
21	1:11.509	+5.492	17:06:05.934
22	1:16.905	+10.888	17:07:22.839
23	1:10.644	+4.627	17:08:33.483
Beste Zeit.: 1:10.644			
Wolfgang Gänsbichler			
24	1:29.017	+23.000	17:10:02.500
25	1:13.115	+7.098	17:11:15.615
26	1:09.177	+3.160	17:12:24.792
27	1:17.384	+11.367	17:13:42.176
Beste Zeit.: 1:09.177			
Josef Hasenauer			
28	1:39.847	+33.830	17:15:22.023
29	1:17.915	+11.898	17:16:39.938
30	1:16.640	+10.623	17:17:56.578
31	1:07.097	+1.080	17:19:03.675
32	1:12.233	+6.216	17:20:15.908
Beste Zeit.: 1:07.097			
Wolfgang Gänsbichler			
33	1:35.837	+29.820	17:21:51.745
34	1:06.494	+0.477	17:22:58.239
35	1:06.017	-	17:24:04.256
Beste Zeit.: 1:06.017			

(18) Rosis			
Gerhard Krimbacher			
1	1:22.102	+15.636	16:41:01.760
2	1:28.043	+21.577	16:42:29.803
3	1:31.796	+25.330	16:44:01.599
4	1:14.035	+7.569	16:45:15.634
5	1:09.028	+2.562	16:46:24.662
6	1:11.679	+5.213	16:47:36.341
Beste Zeit.: 1:09.028			
Alexander Pletzer			
7	1:34.871	+28.405	16:49:11.212
8	1:28.769	+22.303	16:50:39.981
9	1:18.532	+12.066	16:51:58.513
10	1:20.148	+13.682	16:53:18.661
11	1:20.082	+13.616	16:54:38.743
Beste Zeit.: 1:18.532			
Christian Kolleritsch			
12	3:06.574	+2:00.108	16:57:45.317

Zeitnahmekommissar & Auswertung www.camp-company.de

Orbits 4

Rennleiter Geza Toth

www.amb-it.com

Sportkommissar: Wolfgang Schuster

www.mylaps.com

Lizensiert für Motorsport Events



Swatch Snow Mobile 2008

Swatch Snow Mobile gerade

Hinterglemm 0,840 Km

2 Freies Training Gruppe 1

06.12.08 16:30

Training (45:00 Zeit)

Runde	Rundenzeit	Diff.	Tageszeit
13	1:12.730	+6.264	16:58:58.047
14	1:10.318	+3.852	17:00:08.365
15	1:10.463	+3.997	17:01:18.828
16	1:15.197	+8.731	17:02:34.025

Beste Zeit.: 1:10.318

Fridolin Schüpflinger

17	1:32.283	+25.817	17:04:06.308
18	1:08.642	+2.176	17:05:14.950
19	1:06.466	-	17:06:21.416
20	1:20.833	+14.367	17:07:42.249

Beste Zeit.: 1:06.466

Jürg Fleischmann

21	1:30.383	+23.917	17:09:12.632
22	1:19.038	+12.572	17:10:31.670
23	1:15.655	+9.189	17:11:47.325
24	1:16.148	+9.682	17:13:03.473

Beste Zeit.: 1:15.655

Klaus Weinböck

25	1:26.227	+19.761	17:14:29.700
26	1:15.262	+8.796	17:15:44.962
27	1:06.592	+0.126	17:16:51.554
28	1:14.566	+8.100	17:18:06.120
29	1:07.371	+0.905	17:19:13.491
30	1:12.533	+6.067	17:20:26.024
31	1:15.796	+9.330	17:21:41.820

Beste Zeit.: 1:06.592

(24) Höflinger Der Münchner Bäcker

Uwe Binnberg

1	1:24.271	+16.757	16:40:49.308
2	1:24.104	+16.590	16:42:13.412
3	1:27.195	+19.681	16:43:40.607
4	1:24.042	+16.528	16:45:04.649
5	1:23.371	+15.857	16:46:28.020
6	1:23.995	+16.481	16:47:52.015
7	1:22.585	+15.071	16:49:14.600

Beste Zeit.: 1:22.585

Josef Höflinger

8	2:02.068	+54.554	16:51:16.668
9	1:28.263	+20.749	16:52:44.931
10	1:16.256	+8.742	16:54:01.187
11	1:18.142	+10.628	16:55:19.329
12	1:35.498	+27.984	16:56:54.827
13	1:07.514	-	16:58:02.341
14	1:23.032	+15.518	16:59:25.373
15	1:21.493	+13.979	17:00:46.866
16	1:08.827	+1.313	17:01:55.693

Beste Zeit.: 1:07.514

Eric van Lammeren

17	1:35.040	+27.526	17:03:30.733
18	1:23.938	+16.424	17:04:54.671
19	1:23.570	+16.056	17:06:18.241
20	1:28.848	+21.334	17:07:47.089
21	1:39.385	+31.871	17:09:26.474
22	1:29.958	+22.444	17:10:56.432
23	1:26.343	+18.829	17:12:22.775
24	1:45.696	+38.182	17:14:08.471
25	1:38.408	+30.894	17:15:46.879
26	3:06.431	+1:58.917	17:18:53.310

Beste Zeit.: 1:23.570

Runde	Rundenzeit	Diff.	Tageszeit
-------	------------	-------	-----------

(4) Hervis

Dominik Böttcher

1	4:31.301	+3:23.594	16:44:09.776
2	2:14.480	+1:06.773	16:46:24.256
3	2:09.536	+1:01.829	16:48:33.792

Beste Zeit.: 2:09.536

Gernot Fischer

4	2:38.113	+1:30.406	16:51:11.905
5	1:44.648	+36.941	16:52:56.553
6	1:41.738	+34.031	16:54:38.291
7	1:41.157	+33.450	16:56:19.448
8	1:30.146	+22.439	16:57:49.594

Beste Zeit.: 1:30.146

Stefan Schwarz

9	1:58.670	+50.963	16:59:48.264
10	1:21.731	+14.024	17:01:09.995
11	1:22.784	+15.077	17:02:32.779
12	1:22.953	+15.246	17:03:55.732

Beste Zeit.: 1:21.731

Ferdinand Krottenthaler

13	1:32.192	+24.485	17:05:27.924
14	1:09.458	+1.751	17:06:37.382
15	1:10.062	+2.355	17:07:47.444
16	1:21.980	+14.273	17:09:09.424
17	1:14.052	+6.345	17:10:23.476
18	1:09.343	+1.636	17:11:32.819
19	1:08.515	+0.808	17:12:41.334
20	1:28.727	+21.020	17:14:10.061
21	1:16.858	+9.151	17:15:26.919
22	1:18.524	+10.817	17:16:45.443
23	1:12.272	+4.565	17:17:57.715
24	1:07.707	-	17:19:05.422
25	1:22.156	+14.449	17:20:27.578
26	1:13.251	+5.544	17:21:40.829
27	1:08.768	+1.061	17:22:49.597
28	1:09.439	+1.732	17:23:59.036

Beste Zeit.: 1:07.707

(10) TV Media

Mag. Martin Kalab

1	1:17.357	+7.773	16:40:28.583
2	1:22.697	+13.113	16:41:51.280
3	1:32.064	+22.480	16:43:23.344
4	1:23.223	+13.639	16:44:46.567
5	1:31.192	+21.608	16:46:17.759
6	1:20.347	+10.763	16:47:38.106

Beste Zeit.: 1:17.357

Andreas Toifl

7	1:44.498	+34.914	16:49:22.604
8	1:53.376	+43.792	16:51:15.980
9	1:40.893	+31.309	16:52:56.873
10	1:35.355	+25.771	16:54:32.228
11	1:36.694	+27.110	16:56:08.922

Beste Zeit.: 1:35.355

Philipp Bretiennecker

12	1:46.145	+36.561	16:57:55.067
13	1:17.425	+7.841	16:59:12.492
14	1:30.591	+21.007	17:00:43.083

Runde	Rundenzeit	Diff.	Tageszeit
15	1:10.088	+0.504	17:01:53.171
16	1:10.364	+0.780	17:03:03.535
17	1:18.356	+8.772	17:04:21.891
18	1:13.334	+3.750	17:05:35.225
19	1:10.365	+0.781	17:06:45.590
20	1:09.584	-	17:07:55.174

Beste Zeit.: 1:09.584

Markus Kainer

21	1:36.204	+26.620	17:09:31.378
22	1:25.692	+16.108	17:10:57.070
23	1:26.114	+16.530	17:12:23.184

Beste Zeit.: 1:25.692

Helmut Löschenberger

24	3:30.806	+2:21.222	17:15:53.990
25	1:28.671	+19.087	17:17:22.661
26	1:23.377	+13.793	17:18:46.038
27	1:27.705	+18.121	17:20:13.743

Beste Zeit.: 1:23.377

Mag. Martin Kalab

28	1:43.009	+33.425	17:21:56.752
29	1:44.201	+34.617	17:23:40.953
30	1:28.532	+18.948	17:25:09.485

Beste Zeit.: 1:28.532

(22) VFG

Josef Rennmayr

1	1:21.507	+3.563	16:40:31.020
2	1:21.386	+3.442	16:41:52.406
3	1:23.291	+5.347	16:43:15.697
4	1:24.294	+6.350	16:44:39.991
5	1:28.586	+10.642	16:46:08.577
6	1:20.409	+2.465	16:47:28.986
7	1:22.831	+4.887	16:48:51.817

Beste Zeit.: 1:20.409

Verolub Vranic

8	1:37.769	+19.825	16:50:29.586
9	1:23.751	+5.807	16:51:53.337
10	1:24.303	+6.359	16:53:17.640
11	1:21.242	+3.298	16:54:38.882
12	1:32.420	+14.476	16:56:11.302
13	1:22.849	+4.905	16:57:34.151
14	1:23.574	+5.630	16:58:57.725

Beste Zeit.: 1:21.242

Markus Wimmer

15	2:08.350	+50.406	17:01:06.075
16	1:46.584	+28.640	17:02:52.659
17	1:34.276	+16.332	17:04:26.935
18	1:24.743	+6.799	17:05:51.678
19	1:48.598	+30.654	17:07:40.276
20	1:28.871	+10.927	17:09:09.147
21	1:32.792	+14.848	17:10:41.939
22	1:26.852	+8.908	17:12:08.791
23	1:30.615	+12.671	17:13:39.406

Beste Zeit.: 1:24.743

Michael Reiter

24	1:46.704	+28.760	17:15:26.110
25	1:25.953	+8.009	17:16:52.063
26	1:21.036	+3.092	17:18:13.099
27	1:27.194	+9.250	17:19:40.293

Zeitnahmekommissar & Auswertung www.camp-company.de

Orbits 4

Rennleiter Geza Toth

www.amb-it.com

Sportkommissar: Wolfgang Schuster

www.mylaps.com

Lizensiert für Motorsport Events



Swatch Snow Mobile 2008

Swatch Snow Mobile gerade

Hinterglemm 0,840 Km

2 Freies Training Gruppe 1

06.12.08 16:30

Training (45:00 Zeit)

Runde	Rundenzeit	Diff.	Tageszeit
28	1:42.669	+24.725	17:21:22.962
29	1:17.944	-	17:22:40.906
30	1:22.438	+4.494	17:24:03.344
Beste Zeit.: 1:17.944			

(20) Sony Ericsson SnowXperiancers

Gerhard Korn			
1	1:27.769	+7.548	16:40:57.346
2	1:56.036	+35.815	16:42:53.382
3	2:33.124	+1:12.903	16:45:26.506
Beste Zeit.: 1:27.769			

Wolfgang Atzinger			
4	2:14.697	+54.476	16:47:41.203
5	2:02.096	+41.875	16:49:43.299
6	1:50.442	+30.221	16:51:33.741
Beste Zeit.: 1:50.442			

Wolfgang Ziffer			
7	2:01.578	+41.357	16:53:35.319
8	1:20.221	-	16:54:55.540
9	1:27.129	+6.908	16:56:22.669
10	1:27.693	+7.472	16:57:50.362
11	1:25.890	+5.669	16:59:16.252
Beste Zeit.: 1:20.221			

Rainer Slatner			
12	2:10.724	+50.503	17:01:26.976
13	1:35.439	+15.218	17:03:02.415
14	1:33.187	+12.966	17:04:35.602
15	1:31.813	+11.592	17:06:07.415
16	1:35.581	+15.360	17:07:42.996
Beste Zeit.: 1:31.813			

Roland Kuballa			
17	1:55.896	+35.675	17:09:38.892
18	1:34.139	+13.918	17:11:13.031
19	1:26.310	+6.089	17:12:39.341
20	1:34.288	+14.067	17:14:13.629
21	1:35.541	+15.320	17:15:49.170
22	1:30.584	+10.363	17:17:19.754
Beste Zeit.: 1:26.310			

Gerhard Korn			
23	1:38.446	+18.225	17:18:58.200
24	1:48.061	+27.840	17:20:46.261
25	1:35.242	+15.021	17:22:21.503
26	1:36.214	+15.993	17:23:57.717
Beste Zeit.: 1:35.242			

(16) A1 Snow Huskys

Benjamin Zweimüller			
1	1:24.991	-	16:40:27.085
2	1:36.784	+11.793	16:42:03.869
3	1:43.613	+18.622	16:43:47.482
4	1:45.163	+20.172	16:45:32.645
5	1:38.336	+13.345	16:47:10.981
Beste Zeit.: 1:24.991			

Franz Kegelreiter			
6	3:55.560	+2:30.569	16:51:06.541
7	2:29.982	+1:04.991	16:53:36.523
8	1:53.840	+28.849	16:55:30.363
9	1:53.725	+28.734	16:57:24.088

Runde	Rundenzeit	Diff.	Tageszeit
Beste Zeit.: 1:53.725			
Gregor Novotny			
10	3:53.960	+2:28.969	17:01:18.048
11	1:39.547	+14.556	17:02:57.595
12	1:33.582	+8.591	17:04:31.177
13	1:29.499	+4.508	17:06:00.676
14	1:25.556	+0.565	17:07:26.232
15	1:29.438	+4.447	17:08:55.670
Beste Zeit.: 1:25.556			

Richard Zweimüller			
16	1:47.382	+22.391	17:10:43.052
17	1:27.695	+2.704	17:12:10.747
18	1:30.815	+5.824	17:13:41.562
19	1:27.655	+2.664	17:15:09.217
20	1:30.212	+5.221	17:16:39.429
21	1:30.931	+5.940	17:18:10.360
22	1:29.057	+4.066	17:19:39.417
23	1:44.636	+19.645	17:21:24.053
Beste Zeit.: 1:27.655			

Peter Allersdorfer			
24	1:55.376	+30.385	17:23:19.429
25	1:43.003	+18.012	17:25:02.432
Beste Zeit.: 1:43.003			

(12) Vetcel

Timothy James Tattersfield			
1	1:29.987	+1.067	16:45:03.410
2	1:58.520	+29.600	16:47:01.930
Beste Zeit.: 1:29.987			

Tim Collins			
3	1:50.576	+21.656	16:48:52.506
4	1:53.224	+24.304	16:50:45.730
5	1:42.296	+13.376	16:52:28.026
Beste Zeit.: 1:42.296			

Christopher Bainton			
6	2:27.067	+58.147	16:54:55.093
7	2:09.172	+40.252	16:57:04.265
8	1:51.945	+23.025	16:58:56.210
Beste Zeit.: 1:51.945			

David Taylor			
9	2:22.649	+53.729	17:01:18.859
10	1:33.954	+5.034	17:02:52.813
11	1:28.956	+0.036	17:04:21.769
12	1:28.920	-	17:05:50.689
13	1:32.669	+3.749	17:07:23.358
Beste Zeit.: 1:28.920			

Susan Macaldowie			
14	2:04.024	+35.104	17:09:27.382
15	1:50.198	+21.278	17:11:17.580
16	2:46.046	+1:17.126	17:14:03.626
Beste Zeit.: 1:50.198			

Kate Macneill			
17	3:57.307	+2:28.387	17:18:00.933
18	3:25.577	+1:56.657	17:21:26.510
19	2:15.990	+47.070	17:23:42.500
Beste Zeit.: 2:15.990			

Zeitnahmekommissar & Auswertung www.camp-company.de

Orbits 4

Rennleiter Geza Toth

www.amb-it.com

Sportkommissar: Wolfgang Schuster

www.mylaps.com

Lizenziert für Motorsport Events

Gedruckt: 09.12.08 20:41:09

Seite 3/3



Swatch Snow Mobile 2008

Swatch Snow Mobile ungerade

2 Freies Training Gruppe 2

Training (45:00 Zeit)

Hinterglemm 0,840 Km

06.12.08 17:45

Runde	Rundenzeit	Diff.	Tageszeit
(3) Lauda Motion			
Stefan Miklauz			
1	1:14.986	+11.071	18:06:39.308
2	1:10.688	+6.773	18:07:49.996
3	1:10.818	+6.903	18:09:00.814
4	1:09.724	+5.809	18:10:10.538
5	1:12.737	+8.822	18:11:23.275
Beste Zeit.: 1:09.724			
Helmut Reinauer			
6	1:35.676	+31.761	18:12:58.951
7	1:18.090	+14.175	18:14:17.041
Beste Zeit.: 1:18.090			
Hannes Danzinger			
8	6:11.683	+5:07.768	18:20:28.724
9	1:13.395	+9.480	18:21:42.119
10	1:31.315	+27.400	18:23:13.434
11	1:03.915	-	18:24:17.349
Beste Zeit.: 1:03.915			
Franz Stocher			
12	1:19.982	+16.067	18:25:37.331
13	1:09.656	+5.741	18:26:46.987
14	1:19.500	+15.585	18:28:06.487
15	1:17.001	+13.086	18:29:23.488
16	1:12.934	+9.019	18:30:36.422
17	1:12.752	+8.837	18:31:49.174
18	1:13.339	+9.424	18:33:02.513
Beste Zeit.: 1:09.656			
Philipp Lechner			
19	1:32.920	+29.005	18:34:35.433
20	1:37.884	+33.969	18:36:13.317
21	1:43.553	+39.638	18:37:56.870
22	2:17.722	+1:13.807	18:40:14.592
Beste Zeit.: 1:32.920			
Stefan Miklauz			
23	1:50.437	+46.522	18:42:05.029
24	1:57.266	+53.351	18:44:02.295
25	1:17.046	+13.131	18:45:19.341
26	1:14.809	+10.894	18:46:34.150
27	1:14.516	+10.601	18:47:48.666
28	1:14.234	+10.319	18:49:02.900
29	1:14.950	+11.035	18:50:17.850
Beste Zeit.: 1:14.234			
(13) Swatch The Club			
Marc Mauron			
1	1:12.421	+7.598	18:07:02.733
2	1:15.236	+10.413	18:08:17.969
3	1:43.139	+38.316	18:10:01.108
4	1:17.276	+12.453	18:11:18.384
5	1:15.605	+10.782	18:12:33.989
Beste Zeit.: 1:12.421			
Phil Meier			
6	1:25.887	+21.064	18:13:59.876
7	1:17.984	+13.161	18:15:17.860
8	1:24.039	+19.216	18:16:41.899
9	1:04.823	-	18:17:46.722
10	1:05.664	+0.841	18:18:52.386
Beste Zeit.: 1:04.823			

Runde	Rundenzeit	Diff.	Tageszeit
Thomas Diet			
11	2:34.855	+1:30.032	18:21:27.241
12	1:37.436	+32.613	18:23:04.677
13	1:11.684	+6.861	18:24:16.361
14	1:13.158	+8.335	18:25:29.519
Beste Zeit.: 1:11.684			
Michaud Sebastien			
15	2:05.249	+1:00.426	18:27:34.768
16	1:05.956	+1.133	18:28:40.724
17	1:21.661	+16.838	18:30:02.385
18	1:08.141	+3.318	18:31:10.526
19	1:07.632	+2.809	18:32:18.158
Beste Zeit.: 1:05.956			
Xavier De Le Rue			
20	1:27.575	+22.752	18:33:45.733
21	1:06.990	+2.167	18:34:52.723
22	1:15.592	+10.769	18:36:08.315
23	1:26.422	+21.599	18:37:34.737
24	1:14.118	+9.295	18:38:48.855
Beste Zeit.: 1:06.990			
Sebastian Wolter			
25	2:18.286	+1:13.463	18:41:07.141
26	2:55.644	+1:50.821	18:44:02.785
27	1:21.175	+16.352	18:45:23.960
28	1:06.290	+1.467	18:46:30.250
29	1:07.519	+2.696	18:47:37.769
30	1:18.177	+13.354	18:48:55.946
31	1:16.375	+11.552	18:50:12.321
32	1:07.885	+3.062	18:51:20.206
Beste Zeit.: 1:06.290			
(7) 4c Controls			
Tino Mathis			
1	1:18.938	+13.171	18:06:59.946
2	1:20.032	+14.265	18:08:19.978
3	1:18.925	+13.158	18:09:38.903
Beste Zeit.: 1:18.925			
Riccardo Maggiora			
4	1:46.063	+40.296	18:11:24.966
5	1:13.552	+7.785	18:12:38.518
6	1:09.445	+3.678	18:13:47.963
7	1:18.177	+12.410	18:15:06.140
Beste Zeit.: 1:09.445			
Martin Frasnelli			
8	1:48.742	+42.975	18:16:54.882
9	1:20.451	+14.684	18:18:15.333
10	1:09.990	+4.223	18:19:25.323
11	1:12.166	+6.399	18:20:37.489
Beste Zeit.: 1:09.990			
Hansi Blankenstein			
12	1:30.944	+25.177	18:22:08.433
13	1:20.687	+14.920	18:23:29.120
14	1:12.121	+6.354	18:24:41.241
Beste Zeit.: 1:12.121			
Eric Verhaeghe			
15	1:37.885	+32.118	18:26:19.126
16	1:43.226	+37.459	18:28:02.352

Runde	Rundenzeit	Diff.	Tageszeit
17	2:35.930	+1:30.163	18:30:38.282
18	1:38.383	+32.616	18:32:16.665
Beste Zeit.: 1:37.885			
Marilena Nicolaidis			
19	1:59.102	+53.335	18:34:15.767
20	2:03.989	+58.222	18:36:19.756
Beste Zeit.: 1:59.102			
Tino Mathis			
21	2:06.844	+1:01.077	18:38:26.600
22	1:16.792	+11.025	18:39:43.392
23	1:14.594	+8.827	18:40:57.986
Beste Zeit.: 1:14.594			
Riccardo Maggiora			
24	1:40.067	+34.300	18:42:38.053
Beste Zeit.: 1:40.067			
Martin Frasnelli			
25	1:43.349	+37.582	18:44:21.402
26	1:55.504	+49.737	18:46:16.906
27	1:46.654	+40.887	18:48:03.560
28	1:05.767	-	18:49:09.327
Beste Zeit.: 1:05.767			
(19) Saalbach Hinterglemm Leogang			
Knud Tiroch			
1	1:23.622	+17.654	18:06:54.265
2	1:23.537	+17.569	18:08:17.802
3	1:20.704	+14.736	18:09:38.506
4	1:33.274	+27.306	18:11:11.780
Beste Zeit.: 1:20.704			
Leo Hillinger			
5	1:33.594	+27.626	18:12:45.374
6	1:13.481	+7.513	18:13:58.855
7	1:36.794	+30.826	18:15:35.649
8	1:32.610	+26.642	18:17:08.259
Beste Zeit.: 1:13.481			
Senad Grosic			
9	1:29.288	+23.320	18:18:37.547
10	1:22.745	+16.777	18:20:00.292
11	1:20.586	+14.618	18:21:20.878
12	1:43.603	+37.635	18:23:04.481
13	1:11.818	+5.850	18:24:16.299
Beste Zeit.: 1:11.818			
Roland Königshofer			
14	1:21.017	+15.049	18:25:37.316
15	1:13.627	+7.659	18:26:50.943
16	1:25.446	+19.478	18:28:16.389
17	1:20.015	+14.047	18:29:36.404
18	1:14.389	+8.421	18:30:50.793
19	1:24.365	+18.397	18:32:15.158
Beste Zeit.: 1:13.627			
Gustav Fenz			
20	1:20.422	+14.454	18:33:35.580
21	1:11.989	+6.021	18:34:47.569
22	1:19.995	+14.027	18:36:07.564
23	1:47.918	+41.950	18:37:55.482
24	1:05.968	-	18:39:01.450
25	1:08.430	+2.462	18:40:09.880

Zeitnahmekommissar & Auswertung www.camp-company.de

Orbits 4

Rennleiter Geza Toth

www.amb-it.com

Sportkommissar: Wolfgang Schuster

www.mylaps.com

Lizensiert für Motorsport Events



Swatch Snow Mobile 2008

Swatch Snow Mobile ungerade

2 Freies Training Gruppe 2

Training (45:00 Zeit)

Hinterglemm 0,840 Km

06.12.08 17:45

Runde	Rundenzeit	Diff.	Tageszeit
Beste Zeit.: 1:05.968			
Roland Königshofer			
26	1:51.540	+45.572	18:42:01.420
27	1:15.841	+9.873	18:43:17.261
28	1:17.695	+11.727	18:44:34.956
29	1:15.159	+9.191	18:45:50.115
30	1:19.942	+13.974	18:47:10.057
31	2:02.858	+56.890	18:49:12.915
32	1:14.785	+8.817	18:50:27.700
Beste Zeit.: 1:14.785			

(21) Dubai Sport City

Runde	Rundenzeit	Diff.	Tageszeit
Markus Wegscheider			
1	1:23.703	+16.862	18:07:35.533
2	1:09.792	+2.951	18:08:45.325
3	1:14.272	+7.431	18:09:59.597
4	1:18.001	+11.160	18:11:17.598
5	1:14.402	+7.561	18:12:32.000
6	1:06.841	-	18:13:38.841
Beste Zeit.: 1:06.841			

Runde	Rundenzeit	Diff.	Tageszeit
Mansoor Falaknaz			
7	1:31.416	+24.575	18:15:10.257
8	1:38.127	+31.286	18:16:48.384
9	1:18.520	+11.679	18:18:06.904
10	1:18.202	+11.361	18:19:25.106
11	3:20.760	+2:13.919	18:22:45.866
Beste Zeit.: 1:18.202			

Runde	Rundenzeit	Diff.	Tageszeit
Stefan Hoffmann			
12	1:57.695	+50.854	18:24:43.561
13	1:49.920	+43.079	18:26:33.481
14	1:39.612	+32.771	18:28:13.093
15	1:37.832	+30.991	18:29:50.925
16	1:33.734	+26.893	18:31:24.659
Beste Zeit.: 1:33.734			

Runde	Rundenzeit	Diff.	Tageszeit
Adulrahman al Khader			
17	1:52.246	+45.405	18:33:16.905
18	1:34.379	+27.538	18:34:51.284
19	1:31.508	+24.667	18:36:22.792
20	1:40.752	+33.911	18:38:03.544
21	1:21.573	+14.732	18:39:25.117
22	1:25.057	+18.216	18:40:50.174
Beste Zeit.: 1:21.573			

Runde	Rundenzeit	Diff.	Tageszeit
Ralf Kühne			
23	1:51.643	+44.802	18:42:41.817
24	1:33.498	+26.657	18:44:15.315
Beste Zeit.: 1:33.498			

Runde	Rundenzeit	Diff.	Tageszeit
Markus Wegscheider			
25	1:36.579	+29.738	18:45:51.894
26	1:18.327	+11.486	18:47:10.221
27	1:19.689	+12.848	18:48:29.910
28	1:17.047	+10.206	18:49:46.957
29	1:11.119	+4.278	18:50:58.076
Beste Zeit.: 1:11.119			

(11) Swatch

Runde	Rundenzeit	Diff.	Tageszeit
Christian Hacker			
1	1:13.086	+5.407	18:06:30.971
2	1:18.709	+11.030	18:07:49.680

Runde	Rundenzeit	Diff.	Tageszeit
3	1:19.286	+11.607	18:09:08.966
4	1:18.175	+10.496	18:10:27.141
5	1:20.531	+12.852	18:11:47.672
6	1:28.862	+21.183	18:13:16.534
Beste Zeit.: 1:13.086			

Runde	Rundenzeit	Diff.	Tageszeit
Rudi Semrad			
7	1:41.276	+33.597	18:14:57.810
8	1:43.974	+36.295	18:16:41.784
9	1:18.984	+11.305	18:18:00.768
10	1:18.067	+10.388	18:19:18.835
11	1:18.547	+10.868	18:20:37.382
12	1:28.796	+21.117	18:22:06.178
13	1:21.507	+13.828	18:23:27.685
14	1:24.126	+16.447	18:24:51.811
Beste Zeit.: 1:18.067			

Runde	Rundenzeit	Diff.	Tageszeit
Raffaele Arturo			
15	1:48.785	+41.106	18:26:40.596
16	1:41.058	+33.379	18:28:21.654
17	1:46.497	+38.818	18:30:08.151
18	2:06.905	+59.226	18:32:15.056
19	1:37.308	+29.629	18:33:52.364
20	1:48.077	+40.398	18:35:40.441
Beste Zeit.: 1:37.308			

Runde	Rundenzeit	Diff.	Tageszeit
Alexander Strobl			
21	1:40.996	+33.317	18:37:21.437
22	1:08.097	+0.418	18:38:29.534
23	1:14.958	+7.279	18:39:44.492
24	1:14.743	+7.064	18:40:59.235
Beste Zeit.: 1:08.097			

Runde	Rundenzeit	Diff.	Tageszeit
Florian Breitfuss			
25	1:42.674	+34.995	18:42:41.909
26	1:29.076	+21.397	18:44:10.985
27	1:15.835	+8.156	18:45:26.820
28	1:07.679	-	18:46:34.499
29	1:14.195	+6.516	18:47:48.694
30	1:08.196	+0.517	18:48:56.890
31	1:09.006	+1.327	18:50:05.896
32	1:11.463	+3.784	18:51:17.359
Beste Zeit.: 1:07.679			

(23) Rudana Investment Group AG

Runde	Rundenzeit	Diff.	Tageszeit
Dirk Görden			
1	1:24.721	+15.509	18:07:23.034
2	1:21.792	+12.580	18:08:44.826
3	1:20.176	+10.964	18:10:05.002
4	1:17.372	+8.160	18:11:22.374
Beste Zeit.: 1:17.372			

Runde	Rundenzeit	Diff.	Tageszeit
Ulrich Becker			
5	2:16.419	+1:07.207	18:13:38.793
6	1:29.413	+20.201	18:15:08.206
7	1:38.658	+29.446	18:16:46.864
8	1:17.957	+8.745	18:18:04.821
Beste Zeit.: 1:17.957			

Runde	Rundenzeit	Diff.	Tageszeit
Mathias Kaiser			
9	1:35.752	+26.540	18:19:40.573
10	1:33.397	+24.185	18:21:13.970
11	1:46.088	+36.876	18:23:00.058
12	1:33.350	+24.138	18:24:33.408
Beste Zeit.: 1:33.350			

Runde	Rundenzeit	Diff.	Tageszeit
Marianna Nezamyar			
13	2:06.568	+57.356	18:26:39.976
14	1:50.919	+41.707	18:28:30.895
Beste Zeit.: 1:50.919			

Runde	Rundenzeit	Diff.	Tageszeit
Peter Luttenberger			
15	1:57.400	+48.188	18:30:28.295
16	1:09.212	-	18:31:37.507
17	1:09.339	+0.127	18:32:46.846
Beste Zeit.: 1:09.212			

Runde	Rundenzeit	Diff.	Tageszeit
Markus Rainer			
18	1:30.913	+21.701	18:34:17.759
19	1:28.955	+19.743	18:35:46.714
20	1:13.574	+4.362	18:37:00.288
21	1:13.608	+4.396	18:38:13.896
22	1:13.327	+4.115	18:39:27.223
23	1:20.033	+10.821	18:40:47.256
Beste Zeit.: 1:13.327			

Runde	Rundenzeit	Diff.	Tageszeit
Dirk Görden			
24	2:09.006	+59.794	18:42:56.262
25	1:28.530	+19.318	18:44:24.792
26	1:24.890	+15.678	18:45:49.682
Beste Zeit.: 1:24.890			

Runde	Rundenzeit	Diff.	Tageszeit
Ulrich Becker			
27	1:39.747	+30.535	18:47:29.429
28	1:25.253	+16.041	18:48:54.682
29	1:53.736	+44.524	18:50:48.418
Beste Zeit.: 1:25.253			

(17) Laureate

Runde	Rundenzeit	Diff.	Tageszeit
Karl Katoch			
1	1:16.352	+5.140	18:07:21.190
2	1:13.380	+2.168	18:08:34.570
3	1:16.504	+5.292	18:09:51.074
4	1:25.898	+14.686	18:11:16.972
5	1:16.745	+5.533	18:12:33.717
6	1:11.212	-	18:13:44.929
Beste Zeit.: 1:11.212			

Gareth McMurray

Runde	Rundenzeit	Diff.	Tageszeit
7	1:42.252	+31.040	18:15:27.181
8	1:48.499	+37.287	18:17:15.680
9	1:27.900	+16.688	18:18:43.580
10	1:22.960	+11.748	18:20:06.540
Beste Zeit.: 1:22.960			

(15) Far Freight

Runde	Rundenzeit	Diff.	Tageszeit
Thomas Hatzenbichler			
1	1:25.781	+14.259	18:06:47.402
2	1:21.913	+10.391	18:08:09.315
3	1:19.845	+8.323	18:09:29.160
4	1:34.888	+23.366	18:11:04.048
Beste Zeit.: 1:19.845			

Runde	Rundenzeit	Diff.	Tageszeit
Alexander Chernysh			
5	1:51.354	+39.832	18:12:55.402
6	2:01.755	+50.233	18:14:57.157
Beste Zeit.: 1:51.354			

Mario Stiefler

Zeitnahmekommissar & Auswertung www.camp-company.de

Rennleiter Geza Toth

Sportkommissar: Wolfgang Schuster

Orbits 4

www.amb-it.com

www.mylaps.com

Lizensiert für Motorsport Events



Swatch Snow Mobile 2008

Swatch Snow Mobile ungerade

2 Freies Training Gruppe 2

Training (45:00 Zeit)

Hinterglemm 0,840 Km

06.12.08 17:45

Runde	Rundenzeit	Diff.	Tageszeit
7	2:17.304	+1:05.782	18:17:14.461
8	1:15.520	+3.998	18:18:29.981
9	1:15.349	+3.827	18:19:45.330
10	1:30.879	+19.357	18:21:16.209
Beste Zeit.: 1:15.349			
Vasif Tadzic			
11	2:07.708	+56.186	18:23:23.917
12	1:31.193	+19.671	18:24:55.110
13	1:35.308	+23.786	18:26:30.418
14	1:29.634	+18.112	18:28:00.052
15	1:26.162	+14.640	18:29:26.214
Beste Zeit.: 1:26.162			
Manfred Stohl			
16	1:38.073	+26.551	18:31:04.287
17	1:13.316	+1.794	18:32:17.603
18	1:17.200	+5.678	18:33:34.803
19	1:12.517	+0.995	18:34:47.320
20	1:16.188	+4.666	18:36:03.508
21	1:11.522	-	18:37:15.030
Beste Zeit.: 1:11.522			
Peter Gindl			
22	1:31.618	+20.096	18:38:46.648
23	1:19.775	+8.253	18:40:06.423
24	1:22.728	+11.206	18:41:29.151
25	1:24.026	+12.504	18:42:53.177
26	1:23.975	+12.453	18:44:17.152
27	1:28.205	+16.683	18:45:45.357
Beste Zeit.: 1:19.775			
Mario Stiefler			
28	1:31.377	+19.855	18:47:16.734
29	1:20.609	+9.087	18:48:37.343
30	1:18.055	+6.533	18:49:55.398
31	1:16.465	+4.943	18:51:11.863
Beste Zeit.: 1:16.465			

(1) Hitradio Ö3

Runde	Rundenzeit	Diff.	Tageszeit
Hubert Lafer			
1	1:19.793	+7.089	18:06:55.084
2	1:18.095	+5.391	18:08:13.179
3	1:17.845	+5.141	18:09:31.024
4	1:37.306	+24.602	18:11:08.330
Beste Zeit.: 1:17.845			
Martin Riegler			
5	1:36.253	+23.549	18:12:44.583
6	1:12.885	+0.181	18:13:57.468
7	1:20.851	+8.147	18:15:18.319
8	1:36.369	+23.665	18:16:54.688
Beste Zeit.: 1:12.885			
Michael Kriz			
9	1:30.087	+17.383	18:18:24.775
10	1:19.668	+6.964	18:19:44.443
11	1:31.075	+18.371	18:21:15.518
Beste Zeit.: 1:19.668			
Martin Riegler			
12	2:03.251	+50.547	18:23:18.769
Beste Zeit.: 2:03.251			
Dino Gerns			

Runde	Rundenzeit	Diff.	Tageszeit
13	5:18.433	+4:05.729	18:28:37.202
14	1:39.716	+27.012	18:30:16.918
15	1:12.704	-	18:31:29.622
16	1:16.432	+3.728	18:32:46.054
Beste Zeit.: 1:12.704			
Wolfgang Tremel			
17	1:27.837	+15.133	18:34:13.891
18	1:24.119	+11.415	18:35:38.010
19	1:16.365	+3.661	18:36:54.375
20	1:18.888	+6.184	18:38:13.263
21	1:17.831	+5.127	18:39:31.094
Beste Zeit.: 1:16.365			
Hubert Lafer			
22	1:37.045	+24.341	18:41:08.139
23	1:26.468	+13.764	18:42:34.607
24	1:37.730	+25.026	18:44:12.337
25	1:27.288	+14.584	18:45:39.625
26	1:20.889	+8.185	18:47:00.514
27	1:23.592	+10.888	18:48:24.106
28	1:22.851	+10.147	18:49:46.957
29	1:21.744	+9.040	18:51:08.701
Beste Zeit.: 1:20.889			
(9) Falak Investements AG			
Paul von Guggenberg			
1	1:21.127	+6.223	18:06:57.771
2	1:21.302	+6.398	18:08:19.073
3	1:22.446	+7.542	18:09:41.519
Beste Zeit.: 1:21.127			
Karin Termine			
4	2:01.653	+46.749	18:11:43.172
5	1:54.640	+39.736	18:13:37.812
6	1:43.617	+28.713	18:15:21.429
Beste Zeit.: 1:43.617			
Sareed al Zubaidy			
7	2:01.787	+46.883	18:17:23.216
8	1:21.265	+6.361	18:18:44.481
9	1:23.161	+8.257	18:20:07.642
Beste Zeit.: 1:21.265			
Tala bin Dasmal			
10	1:38.839	+23.935	18:21:46.481
11	1:28.923	+14.019	18:23:15.404
12	1:18.863	+3.959	18:24:34.267
Beste Zeit.: 1:18.863			
Ernst Stifter			
13	2:15.936	+1:01.032	18:26:50.203
14	1:20.393	+5.489	18:28:10.596
15	1:23.859	+8.955	18:29:34.455
16	1:14.904	-	18:30:49.359
17	1:27.090	+12.186	18:32:16.449
Beste Zeit.: 1:14.904			
David Cronin			
18	1:39.202	+24.298	18:33:55.651
19	1:50.414	+35.510	18:35:46.065
Beste Zeit.: 1:39.202			
Paul von Guggenberg			
20	1:47.386	+32.482	18:37:33.451

Runde	Rundenzeit	Diff.	Tageszeit
21	1:15.162	+0.258	18:38:48.613
22	1:21.985	+7.081	18:40:10.598
Beste Zeit.: 1:15.162			
Tala bin Dasmal			
23	1:52.742	+37.838	18:42:03.340
24	2:03.834	+48.930	18:44:07.174
25	1:20.807	+5.903	18:45:27.981
26	1:15.319	+0.415	18:46:43.300
27	1:20.604	+5.700	18:48:03.904
28	1:17.776	+2.872	18:49:21.680
29	1:23.214	+8.310	18:50:44.894
Beste Zeit.: 1:15.319			
(5) Bezirksblätter			
Fritz Hölzl			
1	1:44.219	+25.539	18:07:07.508
2	1:43.348	+24.668	18:08:50.856
3	1:39.619	+20.939	18:10:30.475
4	1:31.113	+12.433	18:12:01.588
5	1:36.290	+17.610	18:13:37.878
6	1:28.052	+9.372	18:15:05.930
Beste Zeit.: 1:28.052			
Hans-Peter Morawitz			
7	1:58.296	+39.616	18:17:04.226
8	1:45.351	+26.671	18:18:49.577
9	1:21.019	+2.339	18:20:10.596
10	2:26.467	+1:07.787	18:22:37.063
11	1:18.680	-	18:23:55.743
Beste Zeit.: 1:18.680			
Gabi Unger			
12	1:56.631	+37.951	18:25:52.374
13	2:06.322	+47.642	18:27:58.696
14	2:08.461	+49.781	18:30:07.157
Beste Zeit.: 1:56.631			
Klaus Moser			
15	2:30.295	+1:11.615	18:32:37.452
16	1:48.311	+29.631	18:34:25.763
17	1:43.788	+25.108	18:36:09.551
Beste Zeit.: 1:43.788			
Fritz Hölzl			
18	2:10.309	+51.629	18:38:19.860
19	1:25.821	+7.141	18:39:45.681
20	1:20.683	+2.003	18:41:06.364
21	1:24.555	+5.875	18:42:30.919
22	1:40.424	+21.744	18:44:11.343
23	1:26.498	+7.818	18:45:37.841
24	1:28.814	+10.134	18:47:06.655
25	1:23.715	+5.035	18:48:30.370
26	1:23.620	+4.940	18:49:53.990
27	1:27.119	+8.439	18:51:21.109
Beste Zeit.: 1:20.683			

Zeitnahmekommissar & Auswertung www.camp-company.de

Orbits 4

Rennleiter Geza Toth

www.amb-it.com

Sportkommissar: Wolfgang Schuster

www.mylaps.com

Lizenziert für Motorsport Events



Swatch Snow Mobile 2008

Swatch Snow Mobile Qualifying

Qualifying SWATCH Snow Mobile

Qualifikation

Hinterglemm 0,840 Km

06.12.08 19:00

Runde Rundenzeit Diff. Tageszeit

(14) Red Bull Mobile

Josef Hirschi			
1	1:05.935	+2.747	20:31:18.682
2	1:03.188	-	20:32:21.870
Beste Zeit.: 1:03.188			

(6) Uniqa Fresacher Racing Team

Hans-Georg Hirschi			
1	1:04.673	+0.889	20:14:04.018
2	1:03.784	-	20:15:07.802
Beste Zeit.: 1:03.784			

(8) Goabstall

Johann Leitner			
1	1:11.807	+8.019	20:34:06.747
2	1:03.788	-	20:35:10.535
Beste Zeit.: 1:03.788			

(3) Lauda Motion

Hannes Danzinger			
1	1:14.997	+11.202	20:28:32.101
2	1:03.795	-	20:29:35.896
Beste Zeit.: 1:03.795			

(19) Saalbach Hinterglemm Leogang

Gustav Fenz			
1	1:04.363	-	20:16:45.110
2	1:06.008	+1.645	20:17:51.118
Beste Zeit.: 1:04.363			

(13) Swatch The Club

Sebastian Wolter			
1	1:05.476	+1.066	20:25:35.325
2	1:04.410	-	20:26:39.735
Beste Zeit.: 1:04.410			

(7) 4c Controls

Martin Frasnelli			
1	1:06.927	+2.050	20:22:35.174
2	1:04.877	-	20:23:40.051
Beste Zeit.: 1:04.877			

(24) Höflinger Der Münchner Bäcker

Josef Höflinger			
1	1:05.359	+0.311	20:05:25.500
2	1:05.048	-	20:06:30.548
Beste Zeit.: 1:05.048			

(21) Dubai Sport City

Markus Wegscheider			
1	1:05.925	-	20:08:19.486
2	1:06.397	+0.472	20:09:25.883
Beste Zeit.: 1:05.925			

(18) Rosis

Fridolin Schipfinger

Runde Rundenzeit Diff. Tageszeit

1	1:06.547	-	20:11:15.030
2	1:07.935	+1.388	20:12:22.965
Beste Zeit.: 1:06.547			

(2) Wings for Life

Marc Coma			
1	1:09.008	+2.382	20:19:40.790
2	1:06.626	-	20:20:47.416
Beste Zeit.: 1:06.626			

(15) Far Freight

Manfred Stohl			
1	1:07.643	-	19:49:24.822
2	1:08.415	+0.772	19:50:33.237
Beste Zeit.: 1:07.643			

(11) Swatch

Florian Breitfuss			
1	1:09.091	-	20:02:51.733
Beste Zeit.: 1:08.091			

(5) Bezirksblätter

Hans Peter Steinacher			
1	1:09.298	-	19:36:42.895
2	1:10.369	+1.071	19:37:53.264
Beste Zeit.: 1:09.298			

(10) TV Media

Philipp Bretienecker			
1	1:09.307	-	19:52:25.304
2	1:27.378	+18.071	19:53:52.682
Beste Zeit.: 1:09.307			

(4) Hervis

Gerhard Zadrobilek			
1	1:11.897	+2.286	19:59:46.000
2	1:09.611	-	20:00:55.611
Beste Zeit.: 1:09.611			

(22) VFG

Michael Reiter			
1	1:12.056	+0.760	19:39:53.928
2	1:11.296	-	19:41:05.224
Beste Zeit.: 1:11.296			

(1) Hitradio Ö3

Dino Gerns			
1	1:17.984	+6.185	19:46:24.309
2	1:11.799	-	19:47:36.108
Beste Zeit.: 1:11.799			

(9) Falak Investements AG

Tala bin Dasmal			
1	1:12.946	+0.537	19:43:06.190
2	1:12.409	-	19:44:18.599
Beste Zeit.: 1:12.409			

Runde Rundenzeit Diff. Tageszeit

(12) Vetcel

David Taylor			
1	1:12.592	-	19:26:27.451
2	1:14.810	+2.218	19:27:42.261
Beste Zeit.: 1:12.592			

(20) Sony Ericsson SnowXperiancers

Wolfgang Ziffer			
1	1:36.514	+22.230	19:33:32.362
2	1:14.284	-	19:34:46.646
Beste Zeit.: 1:14.284			

(16) A1 Snow Huskys

Gregor Novotny			
1	1:15.852	+0.734	19:29:50.762
2	1:15.118	-	19:31:05.880
Beste Zeit.: 1:15.118			

(23) Rudana Investment Group AG

Peter Luttenberger			
1	1:21.722	-	19:56:00.278
2	1:41.379	+19.657	19:57:41.657
Beste Zeit.: 1:21.722			

(17) Laureate

Beste Zeit.: ---



Swatch Snow Mobile 2008

Heat Gruppe 1

Hinterglemm 0,840 Km

First Heat Grupp 1

07.12.08 14:00

Rennen (1:00:00 Zeit)

Runde	Rundenzeit	Diff.	Tageszeit
(13) Swatch The Club			
Michaud Sebastien			
1	1:06.441	+3.984	14:01:10.595
2	1:05.705	+3.248	14:02:16.300
3	1:09.656	+7.199	14:03:25.956
4	1:10.492	+8.035	14:04:36.448
5	1:10.951	+8.494	14:05:47.399
6	1:19.799	+17.342	14:07:07.198
7	1:08.751	+6.294	14:08:15.949
8	1:11.355	+8.898	14:09:27.304
Beste Zeit.: 1:05.705			
Thomas Diet			
9	1:24.985	+22.528	14:10:52.289
10	1:04.329	+1.872	14:11:56.618
11	1:04.577	+2.120	14:13:01.195
12	1:03.081	+0.624	14:14:04.276
13	1:05.373	+2.916	14:15:09.649
14	1:02.457	-	14:16:12.106
15	1:07.090	+4.633	14:17:19.196
16	1:08.025	+5.568	14:18:27.221
17	1:06.555	+4.098	14:19:33.776
18	1:05.075	+2.618	14:20:38.851
Beste Zeit.: 1:02.457			
Phil Meier			
19	1:22.634	+20.177	14:22:01.485
20	1:07.864	+5.407	14:23:09.349
21	1:08.833	+6.376	14:24:18.182
22	1:08.421	+5.964	14:25:26.603
23	1:14.782	+12.325	14:26:41.385
24	1:07.884	+5.427	14:27:49.269
25	1:19.084	+16.627	14:29:08.353
Beste Zeit.: 1:07.864			
Xavier De Le Rue			
26	1:19.162	+16.705	14:30:27.515
27	1:07.476	+5.019	14:31:34.991
28	1:07.693	+5.236	14:32:42.684
29	1:14.860	+12.403	14:33:57.544
30	1:09.567	+7.110	14:35:07.111
31	1:06.491	+4.034	14:36:13.602
32	1:07.518	+5.061	14:37:21.120
33	1:16.567	+14.110	14:38:37.687
Beste Zeit.: 1:06.491			
Marc Mauron			
34	1:19.465	+17.008	14:39:57.152
35	1:10.705	+8.248	14:41:07.857
36	1:15.884	+13.427	14:42:23.741
37	1:11.577	+9.120	14:43:35.318
38	1:17.762	+15.305	14:44:53.080
39	1:28.318	+25.861	14:46:21.398
40	1:12.326	+9.869	14:47:33.724
Beste Zeit.: 1:10.705			
Sebastian Wolter			
41	1:27.079	+24.622	14:49:00.803
42	1:15.414	+12.957	14:50:16.217
43	1:10.273	+7.816	14:51:26.490
44	2:12.647	+1:10.190	14:53:39.137
45	1:05.887	+3.430	14:54:45.024
46	1:11.928	+9.471	14:55:56.952
47	1:08.897	+6.440	14:57:05.849
48	1:11.707	+9.250	14:58:17.556

Runde	Rundenzeit	Diff.	Tageszeit
49	1:05.133	+2.676	14:59:22.689
50	1:10.071	+7.614	15:00:32.760
Beste Zeit.: 1:05.133			
(18) Rosis			
Klaus Weinböck			
1	1:10.020	+6.070	14:01:14.686
2	1:07.308	+3.358	14:02:21.994
3	1:08.889	+4.939	14:03:30.883
4	1:06.332	+2.382	14:04:37.215
5	1:10.234	+6.284	14:05:47.449
6	1:06.580	+2.630	14:06:54.029
7	1:10.712	+6.762	14:08:04.741
8	1:10.364	+6.414	14:09:15.105
Beste Zeit.: 1:06.332			
Fridolin Schipflinger			
9	1:16.195	+12.245	14:10:31.300
10	1:05.664	+1.714	14:11:36.964
11	1:11.698	+7.748	14:12:48.662
12	1:03.950	-	14:13:52.612
13	1:04.434	+0.484	14:14:57.046
14	1:06.118	+2.168	14:16:03.164
15	1:11.458	+7.508	14:17:14.622
16	1:08.691	+4.741	14:18:23.313
17	1:09.547	+5.597	14:19:32.860
Beste Zeit.: 1:03.950			
Jürg Fleischmann			
18	1:20.998	+17.048	14:20:53.858
19	1:16.110	+12.160	14:22:09.968
20	1:18.754	+14.804	14:23:28.722
21	1:18.754	+14.804	14:24:47.476
22	1:16.145	+12.195	14:26:03.621
23	1:18.476	+14.526	14:27:22.097
Beste Zeit.: 1:16.110			
Gerhard Krimbacher			
24	1:33.029	+29.079	14:28:55.126
25	1:05.745	+1.795	14:30:00.871
26	1:11.186	+7.236	14:31:12.057
27	1:05.166	+1.216	14:32:17.223
28	1:06.156	+2.206	14:33:23.379
29	1:05.477	+1.527	14:34:28.856
30	1:07.571	+3.621	14:35:36.427
31	1:05.083	+1.133	14:36:41.510
32	1:07.142	+3.192	14:37:48.652
33	1:04.673	+0.723	14:38:53.325
Beste Zeit.: 1:04.673			
Alexander Pletzer			
34	1:21.260	+17.310	14:40:14.585
35	1:12.137	+8.187	14:41:26.722
36	1:19.765	+15.815	14:42:46.487
37	1:16.031	+12.081	14:44:02.518
38	1:12.302	+8.352	14:45:14.820
39	1:15.781	+11.831	14:46:30.601
40	1:12.773	+8.823	14:47:43.374
Beste Zeit.: 1:12.137			
Christian Kolleritsch			
41	1:29.599	+25.649	14:49:12.973
42	1:18.502	+14.552	14:50:31.475
43	1:14.590	+10.640	14:51:46.065
44	1:13.328	+9.378	14:52:59.393

Runde	Rundenzeit	Diff.	Tageszeit
45	1:19.051	+15.101	14:54:18.444
46	1:19.830	+15.880	14:55:38.274
47	1:25.644	+21.694	14:57:03.918
48	1:19.223	+15.273	14:58:23.141
49	1:16.360	+12.410	14:59:39.501
50	1:17.602	+13.652	15:00:57.103
Beste Zeit.: 1:13.328			
(24) Höflinger Der Münchner Bäcker			
Uwe Binnberg			
1	1:16.634	+15.477	14:01:21.162
2	1:16.465	+15.308	14:02:37.627
3	1:22.907	+21.750	14:04:00.534
4	1:22.192	+21.035	14:05:22.726
5	1:23.569	+22.412	14:06:46.295
6	1:17.871	+16.714	14:08:04.166
Beste Zeit.: 1:16.465			
Gerhard Forster			
7	1:23.508	+22.351	14:09:27.674
8	1:01.798	+0.641	14:10:29.472
9	1:01.157	-	14:11:30.629
10	1:02.132	+0.975	14:12:32.761
11	1:02.371	+1.214	14:13:35.132
12	1:05.696	+4.539	14:14:40.828
13	1:05.545	+4.388	14:15:46.373
14	1:04.093	+2.936	14:16:50.466
15	1:07.927	+6.770	14:17:58.393
16	1:09.381	+8.224	14:19:07.774
Beste Zeit.: 1:01.157			
Eric van Lammeren			
17	1:39.844	+38.687	14:20:47.618
18	1:53.208	+52.051	14:22:40.826
19	1:16.337	+15.180	14:23:57.163
20	1:20.772	+19.615	14:25:17.935
21	1:26.868	+25.711	14:26:44.803
22	1:22.684	+21.527	14:28:07.487
Beste Zeit.: 1:16.337			
Josef Höflinger			
23	1:48.428	+47.271	14:29:55.915
24	1:16.701	+15.544	14:31:12.616
25	1:10.763	+9.606	14:32:23.379
26	1:06.443	+5.286	14:33:29.822
27	1:06.822	+5.665	14:34:36.644
28	1:07.225	+6.068	14:35:43.869
29	1:09.919	+8.762	14:36:53.788
30	1:05.779	+4.622	14:37:59.567
Beste Zeit.: 1:05.779			
Franz Höflinger			
31	1:23.280	+22.123	14:39:22.847
32	1:16.788	+15.631	14:40:39.635
33	1:19.743	+18.586	14:41:59.378
34	1:16.353	+15.196	14:43:15.731
35	1:20.858	+19.701	14:44:36.589
36	1:12.149	+10.992	14:45:48.738
37	1:19.798	+18.641	14:47:08.536
38	1:07.618	+6.461	14:48:16.154
39	1:10.385	+9.228	14:49:26.539
Beste Zeit.: 1:07.618			
Gerhard Forster			
40	1:26.109	+24.952	14:50:52.648

Zeitnahmekommissar & Auswertung www.camp-company.de

Orbits 4

Rennleiter Geza Toth

www.amb-it.com

Sportkommissar: Wolfgang Schuster

www.mylaps.com

Lizensiert für Motorsport Events



Swatch Snow Mobile 2008

Heat Gruppe 1

Hinterglemm 0,840 Km

First Heat Grupp 1

07.12.08 14:00

Rennen (1:00:00 Zeit)

Runde	Rundenzeit	Diff.	Tageszeit
41	1:32.920	+31.763	14:52:25.568
42	1:08.244	+7.087	14:53:33.812
43	1:08.959	+7.802	14:54:42.771
44	1:14.641	+13.484	14:55:57.412
45	1:16.067	+14.910	14:57:13.479
46	1:08.916	+7.759	14:58:22.395
47	1:05.515	+4.358	14:59:27.910
48	1:08.348	+7.191	15:00:36.258
Beste Zeit.: 1:05.515			

(3) Lauda Motion

Hannes Danzinger			
1	1:03.600	+1.797	14:01:07.400
2	1:02.766	+0.963	14:02:10.166
3	1:06.713	+4.910	14:03:16.879
4	1:03.712	+1.909	14:04:20.591
5	1:06.447	+4.644	14:05:27.038
6	1:17.865	+16.062	14:06:44.903
7	1:03.435	+1.632	14:07:48.338
8	1:01.803	-	14:08:50.141
9	1:05.551	+3.748	14:09:55.692
Beste Zeit.: 1:01.803			

Franz Stocher			
10	1:15.020	+13.217	14:11:10.712
11	1:07.338	+5.535	14:12:18.050
12	1:08.878	+7.075	14:13:26.928
13	1:13.461	+11.658	14:14:40.389
14	1:08.782	+6.979	14:15:49.171
15	4:13.498	+3:11.695	14:20:02.669
Beste Zeit.: 1:07.338			

Philipp Lechner			
16	1:33.123	+31.320	14:21:35.792
17	1:26.447	+24.644	14:23:02.239
18	1:29.979	+28.176	14:24:32.218
19	1:22.826	+21.023	14:25:55.044
20	1:13.411	+11.608	14:27:08.455
21	1:13.440	+11.637	14:28:21.895
Beste Zeit.: 1:13.411			

Stefan Miklauz			
22	1:36.188	+34.385	14:29:58.083
23	1:35.759	+33.956	14:31:33.842
24	1:13.705	+11.902	14:32:47.547
25	1:11.437	+9.634	14:33:58.984
26	1:09.395	+7.592	14:35:08.379
27	1:09.376	+7.573	14:36:17.755
28	1:16.310	+14.507	14:37:34.065
Beste Zeit.: 1:09.376			

Hannes Danzinger			
29	1:31.529	+29.726	14:39:05.594
30	1:06.923	+5.120	14:40:12.517
31	1:07.685	+5.882	14:41:20.202
32	1:09.807	+8.004	14:42:30.009
33	1:05.762	+3.959	14:43:35.771
34	1:11.036	+9.233	14:44:46.807
35	1:08.499	+6.696	14:45:55.306
36	1:14.598	+12.795	14:47:09.904
37	1:06.657	+4.854	14:48:16.561
38	1:04.656	+2.853	14:49:21.217
Beste Zeit.: 1:04.656			

Franz Stocher			
---------------	--	--	--

Runde	Rundenzeit	Diff.	Tageszeit
39	1:22.083	+20.280	14:50:43.300
40	1:30.934	+29.131	14:52:14.234
41	1:15.252	+13.449	14:53:29.486
42	1:11.753	+9.950	14:54:41.239
43	1:14.586	+12.783	14:55:55.825
44	1:25.436	+23.633	14:57:21.261
45	1:12.133	+10.330	14:58:33.394
46	1:12.609	+10.806	14:59:46.003
47	1:12.195	+10.392	15:00:58.198
Beste Zeit.: 1:11.753			

(15) Far Freight

Thomas Hatzenbichler			
1	1:18.766	+7.982	14:01:24.404
2	1:18.064	+7.280	14:02:42.468
3	1:20.460	+9.676	14:04:02.928
4	1:22.357	+11.573	14:05:25.285
5	1:23.270	+12.486	14:06:48.555
6	1:21.210	+10.426	14:08:09.765
Beste Zeit.: 1:18.064			

Alexander Chernysh			
7	1:46.411	+35.627	14:09:56.176
8	1:34.413	+23.629	14:11:30.589
9	1:35.810	+25.026	14:13:06.399
Beste Zeit.: 1:34.413			

Vasif Tadzic			
10	1:50.167	+39.383	14:14:56.566
11	1:12.555	+1.771	14:16:09.121
12	1:19.112	+8.328	14:17:28.233
13	1:16.685	+5.901	14:18:44.918
14	1:17.088	+6.304	14:20:02.006
Beste Zeit.: 1:12.555			

Mario Stiefler			
15	1:37.703	+26.919	14:21:39.709
16	1:12.453	+1.669	14:22:52.162
17	1:11.495	+0.711	14:24:03.657
18	1:15.421	+4.637	14:25:19.078
19	1:38.242	+27.458	14:26:57.320
20	1:10.784	-	14:28:08.104
21	1:18.370	+7.586	14:29:26.474
Beste Zeit.: 1:10.784			

Peter Gindl			
22	1:38.693	+27.909	14:31:05.167
23	1:17.870	+7.086	14:32:23.037
24	1:16.489	+5.705	14:33:39.526
25	1:18.113	+7.329	14:34:57.639
26	1:16.513	+5.729	14:36:14.152
27	1:17.654	+6.870	14:37:31.806
28	1:15.948	+5.164	14:38:47.754
Beste Zeit.: 1:15.948			

Manfred Stohl			
29	1:31.463	+20.679	14:40:19.217
30	1:17.844	+7.060	14:41:37.061
31	1:15.169	+4.385	14:42:52.230
32	1:14.870	+4.086	14:44:07.100
33	1:14.917	+4.133	14:45:22.017
34	1:16.712	+5.928	14:46:38.729
35	1:12.682	+1.898	14:47:51.411
36	1:19.751	+8.967	14:49:11.162
Beste Zeit.: 1:12.682			

Runde	Rundenzeit	Diff.	Tageszeit
Vasif Tadzic			
37	1:30.059	+19.275	14:50:41.221
38	1:33.893	+23.109	14:52:15.114
Beste Zeit.: 1:30.059			

Manfred Stohl			
39	1:38.484	+27.700	14:53:53.598
40	1:18.038	+7.254	14:55:11.636
41	1:17.346	+6.562	14:56:28.982
42	1:18.268	+7.484	14:57:47.250
43	1:18.317	+7.533	14:59:05.567
44	1:14.909	+4.125	15:00:20.476
45	1:15.437	+4.653	15:01:35.913
Beste Zeit.: 1:14.909			

(4) Hervis

Gerhard Seidl			
1	1:19.676	+13.055	14:01:25.815
2	1:17.370	+10.749	14:02:43.185
3	1:20.085	+13.464	14:04:03.270
4	1:22.854	+16.233	14:05:26.124
5	1:20.723	+14.102	14:06:46.847
6	1:11.721	+5.100	14:07:58.568
7	1:14.826	+8.205	14:09:13.394
8	1:15.384	+8.763	14:10:28.778
Beste Zeit.: 1:11.721			

Ferdinand Krottenthaler			
9	1:30.078	+23.457	14:11:58.856
10	1:10.864	+4.243	14:13:09.720
11	1:14.807	+8.186	14:14:24.527
12	1:11.994	+5.373	14:15:36.521
13	1:09.756	+3.135	14:16:46.277
14	1:11.634	+5.013	14:17:57.911
15	1:12.570	+5.949	14:19:10.481
16	1:06.621	-	14:20:17.102
Beste Zeit.: 1:06.621			

Gerhard Zadrobilek			
17	1:29.448	+22.827	14:21:46.550
18	1:16.048	+9.427	14:23:02.598
19	1:12.600	+5.979	14:24:15.198
20	1:06.786	+0.165	14:25:21.984
21	1:12.199	+5.578	14:26:34.183
22	1:14.419	+7.798	14:27:48.602
23	1:16.104	+9.483	14:29:04.706
Beste Zeit.: 1:06.786			

Stefan Schwarz			
24	1:34.438	+27.817	14:30:39.144
25	1:23.262	+16.641	14:32:02.406
26	1:21.942	+15.321	14:33:24.348
27	1:21.945	+15.324	14:34:46.293
28	1:27.470	+20.849	14:36:13.763
Beste Zeit.: 1:21.942			

Gernot Fischer			
29	2:22.091	+1:15.470	14:38:35.854
30	1:28.425	+21.804	14:40:04.279
31	3:09.084	+2:02.463	14:43:13.363
32	1:41.005	+34.384	14:44:54.368
Beste Zeit.: 1:28.425			

Ferdinand Krottenthaler			
-------------------------	--	--	--

Zeitnahmekommissar & Auswertung www.camp-company.de

Orbits 4

Rennleiter Geza Toth

www.amb-it.com

Sportkommissar: Wolfgang Schuster

www.mylaps.com

Lizenziert für Motorsport Events



Swatch Snow Mobile 2008

Heat Gruppe 1

Hinterglemm 0,840 Km

First Heat Grupp 1

07.12.08 14:00

Rennen (1:00:00 Zeit)

Runde	Rundenzeit	Diff.	Tageszeit
33	2:30.541	+1:23.920	14:47:24.909
34	1:14.467	+7.846	14:48:39.376
35	1:12.641	+6.020	14:49:52.017
36	1:14.242	+7.621	14:51:06.259
37	1:22.578	+15.957	14:52:28.837

Beste Zeit.: 1:12.641

Gerhard Zadrobilek

38	1:28.169	+21.548	14:53:57.006
39	1:21.595	+14.974	14:55:18.601
40	1:14.371	+7.750	14:56:32.972
41	1:14.087	+7.466	14:57:47.059
42	1:18.974	+12.353	14:59:06.033
43	1:19.976	+13.355	15:00:26.009
44	1:19.597	+12.976	15:01:45.606

Beste Zeit.: 1:14.087

(5) Bezirksblätter

Hans Peter Steinacher

1	1:11.787	+4.704	14:01:17.166
2	1:08.097	+1.014	14:02:25.263
3	1:10.944	+3.861	14:03:36.207
4	1:07.083	-	14:04:43.290
5	1:09.719	+2.636	14:05:53.009
6	1:09.577	+2.494	14:07:02.586
7	1:07.531	+0.448	14:08:10.117
8	1:10.693	+3.610	14:09:20.810

Beste Zeit.: 1:07.083

Hans-Peter Morawitz

9	1:24.565	+17.482	14:10:45.375
10	1:10.836	+3.753	14:11:56.211
11	1:12.677	+5.594	14:13:08.888
12	1:14.651	+7.568	14:14:23.539
13	1:12.140	+5.057	14:15:35.679
14	1:09.991	+2.908	14:16:45.670
15	1:11.774	+4.691	14:17:57.444
16	1:20.972	+13.889	14:19:18.416
17	1:10.705	+3.622	14:20:29.121

Beste Zeit.: 1:09.991

Gerhard Monitzer

18	1:32.266	+25.183	14:22:01.387
19	1:19.622	+12.539	14:23:21.009
20	1:41.582	+34.499	14:25:02.591
21	1:22.282	+15.199	14:26:24.873
22	1:23.528	+16.445	14:27:48.401
23	1:23.125	+16.042	14:29:11.526

Beste Zeit.: 1:19.622

Fritz Hölzl

24	1:53.253	+46.170	14:31:04.779
25	1:30.391	+23.308	14:32:35.170
26	1:37.196	+30.113	14:34:12.366
27	1:28.733	+21.650	14:35:41.099
28	1:32.088	+25.005	14:37:13.187
29	1:25.245	+18.162	14:38:38.432
30	1:26.944	+19.861	14:40:05.376
31	1:31.163	+24.080	14:41:36.539
32	1:27.676	+20.593	14:43:04.215
33	1:28.271	+21.188	14:44:32.486
34	1:22.361	+15.278	14:45:54.847
35	1:35.139	+28.056	14:47:29.986

Beste Zeit.: 1:22.361

Runde	Rundenzeit	Diff.	Tageszeit
Gabi Unger			
36	2:10.885	+1:03.802	14:49:40.871
37	2:20.814	+1:13.731	14:52:01.685

Beste Zeit.: 2:10.885

Hans Peter Steinacher

38	2:22.499	+1:15.416	14:54:24.184
39	1:14.603	+7.520	14:55:38.787
40	1:17.709	+10.626	14:56:56.496
41	1:12.704	+5.621	14:58:09.200
42	1:11.122	+4.039	14:59:20.322
43	1:11.932	+4.849	15:00:32.254
44	1:13.693	+6.610	15:01:45.947

Beste Zeit.: 1:11.122

(1) Hitradio Ö3

Wolfgang Tremel

1	1:12.684	+3.611	14:01:18.524
2	1:11.275	+2.202	14:02:29.799
3	1:12.184	+3.111	14:03:41.983
4	1:12.983	+3.910	14:04:54.966
5	1:10.578	+1.505	14:06:05.544
6	1:16.167	+7.094	14:07:21.711

Beste Zeit.: 1:10.578

Andi Goldberger

7	1:22.205	+13.132	14:08:43.916
8	1:11.314	+2.241	14:09:55.230
9	1:11.041	+1.968	14:11:06.271
10	1:11.420	+2.347	14:12:17.691
11	1:09.073	-	14:13:26.764
12	1:16.576	+7.503	14:14:43.340
13	1:10.924	+1.851	14:15:54.264
14	1:20.118	+11.045	14:17:14.382

Beste Zeit.: 1:09.073

Martin Riegler

15	1:23.877	+14.804	14:18:38.259
16	1:22.379	+13.306	14:20:00.638
17	1:16.742	+7.669	14:21:17.380
18	1:13.502	+4.429	14:22:30.882
19	1:11.435	+2.362	14:23:42.317
20	1:11.860	+2.787	14:24:54.177
21	1:13.071	+3.998	14:26:07.248
22	1:16.071	+6.998	14:27:23.319

Beste Zeit.: 1:11.435

Dino Gerns

23	3:51.544	+2:42.471	14:31:14.863
24	1:11.519	+2.446	14:32:26.382
25	1:10.173	+1.100	14:33:36.555
26	1:10.068	+0.995	14:34:46.623
27	1:14.762	+5.689	14:36:01.385
28	1:15.622	+6.549	14:37:17.007
29	1:13.597	+4.524	14:38:30.604

Beste Zeit.: 1:10.068

Hubert Lafer

30	1:24.918	+15.845	14:39:55.522
31	1:18.418	+9.345	14:41:13.940
32	1:19.296	+10.223	14:42:33.236
33	1:17.810	+8.737	14:43:51.046
34	1:15.586	+6.513	14:45:06.632
35	1:19.042	+9.969	14:46:25.674
36	1:14.387	+5.314	14:47:40.061

Runde	Rundenzeit	Diff.	Tageszeit
37	1:15.260	+6.187	14:48:55.321

Beste Zeit.: 1:14.387

Michael Kriz

38	3:03.197	+1:54.124	14:51:58.518
39	1:55.932	+46.859	14:53:54.450
40	1:42.011	+32.938	14:55:36.461
41	1:46.950	+37.877	14:57:23.411

Beste Zeit.: 1:42.011

Dino Gerns

42	1:56.752	+47.679	14:59:20.163
43	1:28.986	+19.913	15:00:49.149

Beste Zeit.: 1:28.986

(16) A1 Snow Huskys

Franz Kegelreiter

1	1:31.214	+19.209	14:01:38.732
2	1:40.330	+28.325	14:03:19.062
3	1:50.047	+38.042	14:05:09.109
4	1:37.299	+25.294	14:06:46.408
5	1:42.750	+30.745	14:08:29.158

Beste Zeit.: 1:31.214

Richard Zweimüller

6	1:52.551	+40.546	14:10:21.709
7	1:12.837	+0.832	14:11:34.546
8	1:16.767	+4.762	14:12:51.313
9	1:12.183	+0.178	14:14:03.496
10	1:12.886	+0.881	14:15:16.382
11	1:12.005	-	14:16:28.387
12	1:18.249	+6.244	14:17:46.636
13	1:15.810	+3.805	14:19:02.446

Beste Zeit.: 1:12.005

Gregor Novotny

14	1:29.963	+17.958	14:20:32.409
15	1:19.293	+7.288	14:21:51.702
16	1:19.760	+7.755	14:23:11.462
17	1:18.444	+6.439	14:24:29.906
18	1:17.297	+5.292	14:25:47.203
19	1:18.897	+6.892	14:27:06.100
20	1:14.110	+2.105	14:28:20.210

Beste Zeit.: 1:14.110

Benjamin Zweimüller

21	1:34.757	+22.752	14:29:54.967
22	1:31.604	+19.599	14:31:26.571
23	1:32.543	+20.538	14:32:59.114
24	1:25.966	+13.961	14:34:25.080
25	1:24.199	+12.194	14:35:49.279
26	1:27.799	+15.794	14:37:17.078
27	1:29.726	+17.721	14:38:46.804

Beste Zeit.: 1:24.199

Richard Zweimüller

28	1:37.262	+25.257	14:40:24.066
29	1:18.315	+6.310	14:41:42.381
30	1:21.729	+9.724	14:43:04.110
31	1:14.472	+2.467	14:44:18.582
32	1:18.584	+6.579	14:45:37.166
33	1:34.347	+22.342	14:47:11.513
34	1:17.925	+5.920	14:48:29.438
35	1:22.233	+10.228	14:49:51.671

Beste Zeit.: 1:14.472

Zeitnahmekommissar & Auswertung www.camp-company.de

Orbits 4

Rennleiter Geza Toth

www.amb-it.com

Sportkommissar: Wolfgang Schuster

www.mylaps.com

Lizenziert für Motorsport Events



Swatch Snow Mobile 2008

Heat Gruppe 1

Hinterglemm 0,840 Km

First Heat Grupp 1

07.12.08 14:00

Rennen (1:00:00 Zeit)

Runde	Rundenzeit	Diff.	Tageszeit
Gregor Novotny			
36	1:38.376	+26.371	14:51:30.047
37	1:24.036	+12.031	14:52:54.083
38	1:26.621	+14.616	14:54:20.704
39	1:26.245	+14.240	14:55:46.949
40	1:35.535	+23.530	14:57:22.484
41	1:24.363	+12.358	14:58:46.847
42	1:25.423	+13.418	15:00:12.270
43	1:28.598	+16.593	15:01:40.868
Beste Zeit.: 1:24.036			

(17) Laureate

Allaa Younis Ajaj			
1	1:55.717	+43.849	14:02:04.331
2	1:55.920	+44.052	14:04:00.251
3	1:54.642	+42.774	14:05:54.893
Beste Zeit.: 1:54.642			
Dimitris Kammenos			
4	2:29.014	+1:17.146	14:08:23.907
5	1:24.522	+12.654	14:09:48.429
Beste Zeit.: 1:24.522			
Sean McCrory			
6	2:08.470	+56.602	14:11:56.899
7	1:56.219	+44.351	14:13:53.118
8	1:49.342	+37.474	14:15:42.460
9	2:10.118	+58.250	14:17:52.578
Beste Zeit.: 1:49.342			
Gareth McMurray			
10	2:31.920	+1:20.052	14:20:24.498
11	1:21.079	+9.211	14:21:45.577
12	1:24.415	+12.547	14:23:09.992
13	1:26.103	+14.235	14:24:36.095
14	1:21.802	+9.934	14:25:57.897
15	1:23.921	+12.053	14:27:21.818
Beste Zeit.: 1:21.079			
Karl Katoch			
16	1:43.711	+31.843	14:29:05.529
17	1:16.604	+4.736	14:30:22.133
18	1:22.531	+10.663	14:31:44.664
19	1:21.625	+9.757	14:33:06.289
20	1:18.572	+6.704	14:34:24.861
21	1:13.756	+1.888	14:35:38.617
22	1:21.235	+9.367	14:36:59.852
23	1:13.711	+1.843	14:38:13.563
Beste Zeit.: 1:13.711			
Allaa Younis Ajaj			
24	1:42.030	+30.162	14:39:55.593
Beste Zeit.: 1:42.030			
Sean McCrory			
25	2:37.171	+1:25.303	14:42:32.764
26	2:07.991	+56.123	14:44:40.755
27	2:30.174	+1:18.306	14:47:10.929
Beste Zeit.: 2:07.991			
Dimitris Kammenos			
28	2:24.200	+1:12.332	14:49:35.129
29	1:29.712	+17.844	14:51:04.841
30	1:34.536	+22.668	14:52:39.377

Runde	Rundenzeit	Diff.	Tageszeit
31	1:32.850	+20.982	14:54:12.227
32	1:25.667	+13.799	14:55:37.894
Beste Zeit.: 1:25.667			
Karl Katoch			
33	1:45.570	+33.702	14:57:23.464
34	1:16.429	+4.561	14:58:39.893
35	1:14.243	+2.375	14:59:54.136
36	1:11.868	-	15:01:06.004
Beste Zeit.: 1:11.868			

(12) Vetcel

Kate Macneill			
1	1:55.921	+36.954	14:02:05.740
2	1:55.576	+36.609	14:04:01.316
3	1:47.867	+28.900	14:05:49.183
4	1:45.441	+26.474	14:07:34.624
5	1:46.454	+27.487	14:09:21.078
6	1:51.884	+32.917	14:11:12.962
Beste Zeit.: 1:45.441			
Timothy James Tattersfield			
7	1:59.098	+40.131	14:13:12.060
8	1:19.367	+0.400	14:14:31.427
9	1:18.967	-	14:15:50.394
10	1:27.854	+8.887	14:17:18.248
11	1:19.454	+0.487	14:18:37.702
12	1:22.733	+3.766	14:20:00.435
Beste Zeit.: 1:18.967			
David Taylor			
13	1:38.267	+19.300	14:21:38.702
14	1:22.028	+3.061	14:23:00.730
15	1:26.757	+7.790	14:24:27.487
16	1:26.951	+7.984	14:25:54.438
17	1:26.225	+7.258	14:27:20.663
Beste Zeit.: 1:22.028			
Susan Macaldowie			
18	2:01.183	+42.216	14:29:21.846
19	1:53.877	+34.910	14:31:15.723
20	2:00.734	+41.767	14:33:16.457
Beste Zeit.: 1:53.877			
Tim Collins			
21	2:20.919	+1:01.952	14:35:37.376
22	1:55.770	+36.803	14:37:33.146
23	1:48.570	+29.603	14:39:21.716
24	1:45.460	+26.493	14:41:07.176
Beste Zeit.: 1:45.460			
Christopher Bainton			
25	2:12.091	+53.124	14:43:19.267
26	1:49.034	+30.067	14:45:08.301
27	2:03.705	+44.738	14:47:12.006
28	1:44.198	+25.231	14:48:56.204
Beste Zeit.: 1:44.198			
Tim Collins			
29	2:10.292	+51.325	14:51:06.496
30	1:39.828	+20.861	14:52:46.324
31	1:47.185	+28.218	14:54:33.509
32	1:35.160	+16.193	14:56:08.669
33	1:36.640	+17.673	14:57:45.309
Beste Zeit.: 1:35.160			

Runde	Rundenzeit	Diff.	Tageszeit
Timothy James Tattersfield			
34	1:43.224	+24.257	14:59:28.533
35	1:23.620	+4.653	15:00:52.153
Beste Zeit.: 1:23.620			

(6) Uniqa Fresacher Racing Team

Hans-Georg Hirschbichler			
1	1:02.150	+0.106	14:01:05.660
2	1:02.258	+0.214	14:02:07.918
3	1:08.516	+6.472	14:03:16.434
4	1:02.154	+0.110	14:04:18.588
5	1:07.954	+5.910	14:05:26.542
6	1:05.107	+3.063	14:06:31.649
7	1:04.644	+2.600	14:07:36.293
8	1:02.044	-	14:08:38.337
Beste Zeit.: 1:02.044			
Hannes Schwabl			
9	1:19.314	+17.270	14:09:57.651
10	1:10.618	+8.574	14:11:08.269
11	1:05.980	+3.936	14:12:14.249
12	1:04.615	+2.571	14:13:18.864
13	1:12.468	+10.424	14:14:31.332
14	1:08.545	+6.501	14:15:39.877
15	1:07.227	+5.183	14:16:47.104
16	1:12.426	+10.382	14:17:59.530
17	1:11.527	+9.483	14:19:11.057
18	1:06.682	+4.638	14:20:17.739
19	1:05.537	+3.493	14:21:23.276
Beste Zeit.: 1:04.615			
Erwin Seebacher			
20	1:18.469	+16.425	14:22:41.745
21	1:15.712	+13.668	14:23:57.457
22	1:21.032	+18.988	14:25:18.489
23	1:13.715	+11.671	14:26:32.204
24	1:16.697	+14.653	14:27:48.901
Beste Zeit.: 1:13.715			
Friedrich Steger			
25	1:30.723	+28.679	14:29:19.624
26	1:13.488	+11.444	14:30:33.112
27	1:12.364	+10.320	14:31:45.476
28	1:18.954	+16.910	14:33:04.430
29	1:11.375	+9.331	14:34:15.805
30	1:11.756	+9.712	14:35:27.561
31	1:12.312	+10.268	14:36:39.873
32	1:11.020	+8.976	14:37:50.893
33	1:12.608	+10.564	14:39:03.501
Beste Zeit.: 1:11.020			
Josef Hasenauer			
34	1:24.057	+22.013	14:40:27.558
35	1:10.111	+8.067	14:41:37.669
36	1:15.153	+13.109	14:42:52.822
37	1:14.940	+12.896	14:44:07.762
38	1:08.048	+6.004	14:45:15.810
39	1:10.431	+8.387	14:46:26.241
40	1:08.985	+6.941	14:47:35.226
41	1:15.426	+13.382	14:48:50.652
Beste Zeit.: 1:08.048			
Wolfgang Gensbichler			
42	1:14.789	+12.745	14:50:05.441

Zeitnahmekommissar & Auswertung www.camp-company.de

Orbits 4

Rennleiter Geza Toth

www.amb-it.com

Sportkommissar: Wolfgang Schuster

www.mylaps.com

Lizenziert für Motorsport Events



Swatch Snow Mobile 2008

Heat Gruppe 1

Hinterglemm 0,840 Km

First Heat Grupp 1

07.12.08 14:00

Rennen (1:00:00 Zeit)

Runde	Rundenzeit	Diff.	Tageszeit
43	1:06.582	+4.538	14:51:12.023
44	1:25.057	+23.013	14:52:37.080
45	1:03.172	+1.128	14:53:40.252

Beste Zeit.: 1:03.172

Runde	Rundenzeit	Diff.	Tageszeit
-------	------------	-------	-----------

Runde	Rundenzeit	Diff.	Tageszeit
-------	------------	-------	-----------



Swatch Snow Mobile 2008

Heat Gruppe 2

Hinterglemm 0,840 Km

First Heat Grupp 2

07.12.08 16:00

Rennen (1:00:00 Zeit)

Runde	Rundenzeit	Diff.	Tageszeit
(2) Wings for Life			
Andreas Meklau			
1	1:12.111	+7.912	16:11:16.991
2	1:06.072	+1.873	16:12:23.063
3	1:09.122	+4.923	16:13:32.185
4	1:09.351	+5.152	16:14:41.536
5	1:10.930	+6.731	16:15:52.466
6	1:05.019	+0.820	16:16:57.485
7	1:04.199	-	16:18:01.684
8	1:06.789	+2.590	16:19:08.473
9	1:09.660	+5.461	16:20:18.133
10	1:06.074	+1.875	16:21:24.207
Beste Zeit.: 1:04.199			
Matthias Lanzinger			
11	1:21.412	+17.213	16:22:45.619
12	1:44.468	+40.269	16:24:30.087
13	1:07.914	+3.715	16:25:38.001
14	1:15.503	+11.304	16:26:53.504
15	1:08.626	+4.427	16:28:02.130
16	1:09.428	+5.229	16:29:11.558
Beste Zeit.: 1:07.914			
Michi Ranseder			
17	1:19.278	+15.079	16:30:30.836
18	1:19.735	+15.536	16:31:50.571
19	1:14.814	+10.615	16:33:05.385
20	1:12.919	+8.720	16:34:18.304
21	1:07.988	+3.789	16:35:26.292
22	1:44.028	+39.829	16:37:10.320
23	1:16.408	+12.209	16:38:26.728
24	1:09.399	+5.200	16:39:36.127
Beste Zeit.: 1:07.988			
Kris Rosenberger			
25	1:23.437	+19.238	16:40:59.564
26	1:07.307	+3.108	16:42:06.871
27	1:06.360	+2.161	16:43:13.231
28	1:10.044	+5.845	16:44:23.275
29	1:07.543	+3.344	16:45:30.818
30	1:06.410	+2.211	16:46:37.228
31	1:09.757	+5.558	16:47:46.985
32	1:08.940	+4.741	16:48:55.925
33	1:09.160	+4.961	16:50:05.085
Beste Zeit.: 1:06.360			
Randy Krummenacher			
34	1:18.482	+14.283	16:51:23.567
35	1:08.235	+4.036	16:52:31.802
36	1:10.662	+6.463	16:53:42.464
37	1:10.076	+5.877	16:54:52.540
38	2:05.857	+1:01.658	16:56:58.397
Beste Zeit.: 1:08.235			
Andreas Meklau			
39	1:48.004	+43.805	16:58:46.401
40	1:47.889	+43.690	17:00:34.290
41	1:35.485	+31.286	17:02:09.775
42	1:13.667	+9.468	17:03:23.442
43	1:07.324	+3.125	17:04:30.766
44	1:04.807	+0.608	17:05:35.573
45	1:11.508	+7.309	17:06:47.081
46	1:09.846	+5.647	17:07:56.927
47	1:06.685	+2.486	17:09:03.612
48	1:06.049	+1.850	17:10:09.661

Runde	Rundenzeit	Diff.	Tageszeit
(8) Goaßstall			
Hans Enn			
1	1:07.917	+3.759	16:11:12.171
2	1:08.217	+4.059	16:12:20.388
3	1:10.809	+6.651	16:13:31.197
4	1:09.972	+5.814	16:14:41.169
5	1:11.777	+7.619	16:15:52.946
6	1:09.164	+5.006	16:17:02.110
7	1:06.157	+1.999	16:18:08.267
8	1:05.617	+1.459	16:19:13.884
Beste Zeit.: 1:05.617			
Johann Langreiter			
9	1:20.969	+16.811	16:20:34.853
10	1:15.189	+11.031	16:21:50.042
11	1:30.463	+26.305	16:23:20.505
12	1:22.755	+18.597	16:24:43.260
Beste Zeit.: 1:15.189			
Johann Leitner			
13	1:28.486	+24.328	16:26:11.746
14	1:13.808	+9.650	16:27:25.554
15	1:04.158	-	16:28:29.712
16	1:05.894	+1.736	16:29:35.606
Beste Zeit.: 1:04.158			
Andreas Zehentner			
17	1:13.499	+9.341	16:30:49.105
18	1:12.582	+8.424	16:32:01.687
19	1:11.206	+7.048	16:33:12.893
20	1:19.777	+15.619	16:34:32.670
21	1:21.144	+16.986	16:35:53.814
22	1:13.801	+9.643	16:37:07.615
23	1:10.698	+6.540	16:38:18.313
24	1:12.034	+7.876	16:39:30.347
Beste Zeit.: 1:10.698			
Peter Rieder			
25	1:30.051	+25.893	16:41:00.398
26	1:09.866	+5.708	16:42:10.264
27	1:06.954	+2.796	16:43:17.218
28	1:10.952	+6.794	16:44:28.170
29	1:08.802	+4.644	16:45:36.972
30	1:09.746	+5.588	16:46:46.718
31	1:07.325	+3.167	16:47:54.043
32	1:07.400	+3.242	16:49:01.443
33	1:09.155	+4.997	16:50:10.598
Beste Zeit.: 1:06.954			
Manfred Pfeiffenberger			
34	1:15.741	+11.583	16:51:26.339
35	1:12.279	+8.121	16:52:38.618
36	1:11.159	+7.001	16:53:49.777
37	1:10.583	+6.425	16:55:00.360
38	2:04.552	+1:00.394	16:57:04.912
39	1:40.797	+36.639	16:58:45.709
Beste Zeit.: 1:10.583			
Johann Leitner			
40	2:00.124	+55.966	17:00:45.833
41	1:26.257	+22.099	17:02:12.090
42	1:12.690	+8.532	17:03:24.780
43	1:21.137	+16.979	17:04:45.917

Runde	Rundenzeit	Diff.	Tageszeit
44	1:05.347	+1.189	17:05:51.264
45	1:11.040	+6.882	17:07:02.304
46	1:08.009	+3.851	17:08:10.313
47	1:06.864	+2.706	17:09:17.177
48	1:07.697	+3.539	17:10:24.874
Beste Zeit.: 1:05.347			
(14) Red Bull Mobile			
Martin Freinademetz			
1	1:04.206	+2.644	16:11:08.423
2	1:05.108	+3.546	16:12:13.531
3	1:03.503	+1.941	16:13:17.034
4	1:06.115	+4.553	16:14:23.149
5	1:03.971	+2.409	16:15:27.120
6	1:04.914	+3.352	16:16:32.034
7	1:10.566	+9.004	16:17:42.600
8	1:08.512	+6.950	16:18:51.112
9	1:07.821	+6.259	16:19:58.933
10	1:01.562	-	16:21:00.495
Beste Zeit.: 1:01.562			
Karl Wendlinger			
11	1:18.625	+17.063	16:22:19.120
12	1:19.931	+18.369	16:23:39.051
13	1:55.138	+53.576	16:25:34.189
14	1:19.346	+17.784	16:26:53.535
15	1:22.752	+21.190	16:28:16.287
Beste Zeit.: 1:18.625			
Hannes Schnell			
16	1:35.186	+33.624	16:29:51.473
17	1:26.153	+24.591	16:31:17.626
18	1:19.125	+17.563	16:32:36.751
19	1:26.834	+25.272	16:34:03.585
20	1:22.251	+20.689	16:35:25.836
21	1:23.256	+21.694	16:36:49.092
Beste Zeit.: 1:19.125			
Thomas Kerschhagl			
22	1:29.672	+28.110	16:38:18.764
23	1:12.036	+10.474	16:39:30.800
24	1:14.437	+12.875	16:40:45.237
25	1:10.774	+9.212	16:41:56.011
26	1:08.824	+7.262	16:43:04.835
27	1:21.838	+20.276	16:44:26.673
28	1:06.743	+5.181	16:45:33.416
29	1:08.011	+6.449	16:46:41.427
30	1:10.212	+8.650	16:47:51.639
Beste Zeit.: 1:06.743			
Christian Scheyerer			
31	1:19.538	+17.976	16:49:11.177
32	1:13.958	+12.396	16:50:25.135
33	1:16.641	+15.079	16:51:41.776
34	1:20.061	+18.499	16:53:01.837
35	1:29.545	+27.983	16:54:31.382
36	2:23.798	+1:22.236	16:56:55.180
37	1:45.809	+44.247	16:58:40.989
Beste Zeit.: 1:13.958			
Josef Hirschbichler			
38	1:54.874	+53.312	17:00:35.863
39	1:36.035	+34.473	17:02:11.898
40	1:16.904	+15.342	17:03:28.802
41	1:07.517	+5.955	17:04:36.319

Zeitnahmekommissar & Auswertung www.camp-company.de

Orbits 4

Rennleiter Geza Toth

www.amb-it.com

Sportkommissar: Wolfgang Schuster

www.mylaps.com

Lizensiert für Motorsport Events



Swatch Snow Mobile 2008

Heat Gruppe 2

Hinterglemm 0,840 Km

First Heat Grupp 2

07.12.08 16:00

Rennen (1:00:00 Zeit)

Runde	Rundenzeit	Diff.	Tageszeit
42	1:08.892	+7.330	17:05:45.211
43	1:15.368	+13.806	17:07:00.579
44	1:08.335	+6.773	17:08:08.914
45	1:04.606	+3.044	17:09:13.520
46	1:06.597	+5.035	17:10:20.117
Beste Zeit.: 1:04.606			

Runde	Rundenzeit	Diff.	Tageszeit
42	1:07.055	+2.551	17:05:45.536
43	1:15.624	+11.120	17:07:01.160
44	1:08.344	+3.840	17:08:09.504
45	1:07.055	+2.551	17:09:16.559
46	1:11.363	+6.859	17:10:27.922
Beste Zeit.: 1:07.055			

Runde	Rundenzeit	Diff.	Tageszeit
39	1:07.777	+3.520	17:04:35.196
40	1:08.754	+4.497	17:05:43.950
41	1:25.390	+21.133	17:07:09.340
42	1:10.996	+6.739	17:08:20.336
43	1:15.109	+10.852	17:09:35.445
44	1:17.961	+13.704	17:10:53.406
Beste Zeit.: 1:07.777			

(19) Saalbach Hinterglemm Leogang

Gustav Fenz			
1	1:08.591	+4.087	16:11:13.479
2	1:07.107	+2.603	16:12:20.586
3	1:11.056	+6.552	16:13:31.642
4	1:06.444	+1.940	16:14:38.086
5	1:04.504	-	16:15:42.590
6	1:06.520	+2.016	16:16:49.110
7	1:08.616	+4.112	16:17:57.726
8	1:13.600	+9.096	16:19:11.326
Beste Zeit.: 1:04.504			

Senad Grosic			
9	1:22.330	+17.826	16:20:33.656
10	1:11.431	+6.927	16:21:45.087
11	1:16.310	+11.806	16:23:01.397
12	1:10.613	+6.109	16:24:12.010
13	1:18.049	+13.545	16:25:30.059
14	1:09.700	+5.196	16:26:39.759
15	1:14.579	+10.075	16:27:54.338
16	1:07.214	+2.710	16:29:01.552
17	1:21.042	+16.538	16:30:22.594
18	1:15.612	+11.108	16:31:38.206
Beste Zeit.: 1:07.214			

Knud Tiroch			
19	1:24.434	+19.930	16:33:02.640
20	1:29.616	+25.112	16:34:32.256
21	1:27.278	+22.774	16:35:59.534
22	1:29.864	+25.360	16:37:29.398
23	1:22.622	+18.118	16:38:52.020
Beste Zeit.: 1:22.622			

Roland Königshofer			
24	1:28.415	+23.911	16:40:20.435
25	1:11.738	+7.234	16:41:32.173
26	1:15.527	+11.023	16:42:47.700
27	1:10.558	+6.054	16:43:58.258
28	1:11.097	+6.593	16:45:09.355
29	1:13.686	+9.182	16:46:23.041
30	1:10.750	+6.246	16:47:33.791
Beste Zeit.: 1:10.558			

Leo Hillinger			
31	1:21.332	+16.828	16:48:55.123
32	1:21.668	+17.164	16:50:16.791
33	1:22.777	+18.273	16:51:39.568
34	1:21.570	+17.066	16:53:01.138
35	1:33.189	+28.685	16:54:34.327
36	2:23.344	+1:18.840	16:56:57.671
37	1:44.419	+39.915	16:58:42.090
38	1:49.993	+45.489	17:00:32.083
Beste Zeit.: 1:21.332			

Gustav Fenz			
39	1:44.243	+39.739	17:02:16.326
40	1:13.144	+8.640	17:03:29.470
41	1:09.011	+4.507	17:04:38.481

(11) Swatch

Michael Konsel			
1	1:15.290	+11.033	16:11:21.325
2	1:10.314	+6.057	16:12:31.639
3	1:12.018	+7.761	16:13:43.657
4	1:14.933	+10.676	16:14:58.590
5	1:15.445	+11.188	16:16:14.035
6	1:14.705	+10.448	16:17:28.740
7	1:16.493	+12.236	16:18:45.233
Beste Zeit.: 1:10.314			

Raffaele Arturo			
8	1:29.137	+24.880	16:20:14.370
9	1:25.574	+21.317	16:21:39.944
Beste Zeit.: 1:25.574			

Florian Breitfuss			
10	1:46.152	+41.895	16:23:26.096
11	1:12.147	+7.890	16:24:38.243
12	1:04.558	+0.301	16:25:42.801
13	2:07.088	+1:02.831	16:27:49.889
14	1:07.220	+2.963	16:28:57.109
15	1:04.257	-	16:30:01.366
Beste Zeit.: 1:04.257			

Christian Hacker			
16	2:06.834	+1:02.577	16:32:08.200
17	1:21.747	+17.490	16:33:29.947
18	1:20.570	+16.313	16:34:50.517
19	1:18.570	+14.313	16:36:09.087
20	1:26.102	+21.845	16:37:35.189
21	1:20.226	+15.969	16:38:55.415
22	1:20.242	+15.985	16:40:15.657
Beste Zeit.: 1:18.570			

Alexander Strobl			
23	1:34.255	+29.998	16:41:49.912
24	1:06.756	+2.499	16:42:56.668
25	1:07.530	+3.273	16:44:04.198
26	1:08.113	+3.856	16:45:12.311
27	1:11.450	+7.193	16:46:23.761
28	1:11.139	+6.882	16:47:34.900
29	1:13.033	+8.776	16:48:47.933
30	1:09.177	+4.920	16:49:57.110
Beste Zeit.: 1:06.756			

Rudi Semrad			
31	1:28.758	+24.501	16:51:25.868
32	1:19.572	+15.315	16:52:45.440
33	1:32.425	+28.168	16:54:17.865
34	2:35.035	+1:30.778	16:56:52.900
35	1:45.167	+40.910	16:58:38.067
Beste Zeit.: 1:19.572			

Florian Breitfuss			
36	1:57.161	+52.904	17:00:35.228
37	1:35.532	+31.275	17:02:10.760
38	1:16.659	+12.402	17:03:27.419

(23) Rudana Investment Group AG

Markus Rainer			
1	1:25.885	+17.723	16:11:33.045
2	1:15.480	+7.318	16:12:48.525
3	1:12.911	+4.749	16:14:01.436
4	1:16.004	+7.842	16:15:17.440
5	1:13.416	+5.254	16:16:30.856
6	1:11.374	+3.212	16:17:42.230
7	1:08.162	-	16:18:50.392
8	1:10.383	+2.221	16:20:00.775
Beste Zeit.: 1:08.162			

Marianna Nezamyar			
9	1:32.580	+24.418	16:21:33.355
10	1:48.630	+40.468	16:23:21.985
Beste Zeit.: 1:32.580			

Ulrich Becker			
11	2:19.770	+1:11.608	16:25:41.755
12	2:16.525	+1:08.363	16:27:58.280
13	1:16.955	+8.793	16:29:15.235
14	1:18.723	+10.561	16:30:33.958
15	1:20.527	+12.365	16:31:54.485
16	1:17.544	+9.382	16:33:12.029
17	1:23.161	+14.999	16:34:35.190
18	1:25.543	+17.381	16:36:00.733
19	1:31.966	+23.804	16:37:32.699
Beste Zeit.: 1:16.955			

Mathias Kaiser			
20	1:30.222	+22.060	16:39:02.921
21	1:22.429	+14.267	16:40:25.350
22	1:25.184	+17.022	16:41:50.534
23	1:24.032	+15.870	16:43:14.566
24	1:21.182	+13.020	16:44:35.748
Beste Zeit.: 1:21.182			

Peter Lutenberger			
25	1:34.205	+26.043	16:46:09.953
26	1:13.190	+5.028	16:47:23.143
27	1:25.478	+17.316	16:48:48.621
28	1:15.513	+7.351	16:50:04.134
29	1:13.493	+5.331	16:51:17.627
30	1:17.896	+9.734	16:52:35.523
Beste Zeit.: 1:13.190			

Dirk G6rgen			
31	1:31.769	+23.607	16:54:07.292
32	1:46.018	+37.856	16:55:53.310
33	1:33.906	+25.744	16:57:27.216
34	1:34.070	+25.908	16:59:01.286
35	1:43.727	+35.565	17:00:45.013
36	1:35.569	+27.407	17:02:20.582
Beste Zeit.: 1:31.769			

Markus Rainer			
37	1:43.747	+35.585	17:04:04.329

Zeitnahmekommissar & Auswertung www.camp-company.de

Orbits 4

Rennleiter Geza Toth

www.amb-it.com

Sportkommissar: Wolfgang Schuster

www.mylaps.com

Lizensiert für Motorsport Events



Swatch Snow Mobile 2008

Heat Gruppe 2

Hinterglemm 0,840 Km

First Heat Grupp 2

07.12.08 16:00

Rennen (1:00:00 Zeit)

Runde	Rundenzeit	Diff.	Tageszeit
38	1:20.387	+12.225	17:05:24.716
39	1:15.033	+6.871	17:06:39.749
40	1:11.036	+2.874	17:07:50.785
41	1:10.548	+2.386	17:09:01.333
42	1:11.152	+2.990	17:10:12.485
Beste Zeit.: 1:10.548			

(9) Falak Investements AG

Karin Termine			
1	1:30.724	+23.272	16:11:38.476
2	1:24.727	+17.275	16:13:03.203
Beste Zeit.: 1:24.727			

Paul von Guggenberg			
3	1:33.775	+26.323	16:14:36.978
4	1:16.121	+8.669	16:15:53.099
5	1:24.638	+17.186	16:17:17.737
6	1:22.663	+15.211	16:18:40.400
Beste Zeit.: 1:16.121			

Ernst Stifter			
7	1:34.579	+27.127	16:20:14.979
8	1:17.217	+9.765	16:21:32.196
9	1:12.752	+5.300	16:22:44.948
10	1:08.148	+0.696	16:23:53.096
11	1:07.452	-	16:25:00.548
12	1:08.545	+1.093	16:26:09.093
13	1:19.066	+11.614	16:27:28.159
14	2:19.028	+1:11.576	16:29:47.187
Beste Zeit.: 1:07.452			

Sareed al Zubaidy			
15	1:31.605	+24.153	16:31:18.792
16	1:19.080	+11.628	16:32:37.872
17	1:26.742	+19.290	16:34:04.614
Beste Zeit.: 1:19.080			

David Cronin			
18	1:29.757	+22.305	16:35:34.371
19	1:28.360	+20.908	16:37:02.731
20	1:24.738	+17.286	16:38:27.469
Beste Zeit.: 1:24.738			

Tala bin Dasmal			
21	1:33.913	+26.461	16:40:01.382
22	1:09.673	+2.221	16:41:11.055
23	1:11.557	+4.105	16:42:22.612
24	1:12.331	+4.879	16:43:34.943
25	1:11.467	+4.015	16:44:46.410
26	1:10.545	+3.093	16:45:56.955
Beste Zeit.: 1:09.673			

Paul von Guggenberg			
27	1:40.723	+33.271	16:47:37.678
Beste Zeit.: 1:40.723			

Ernst Stifter			
28	1:29.007	+21.555	16:49:06.685
29	1:14.262	+6.810	16:50:20.947
30	1:19.264	+11.812	16:51:40.211
31	1:16.414	+8.962	16:52:56.625
32	1:23.142	+15.690	16:54:19.767
33	2:34.097	+1:26.645	16:56:53.864
34	1:45.468	+38.016	16:58:39.332
Beste Zeit.: 1:14.262			

Runde	Rundenzeit	Diff.	Tageszeit
Sareed al Zubaidy			
35	1:57.960	+50.508	17:00:37.292
36	1:37.792	+30.340	17:02:15.084
37	1:26.739	+19.287	17:03:41.823
Beste Zeit.: 1:26.739			

Tala bin Dasmal			
38	1:33.442	+25.990	17:05:15.265
39	1:23.122	+15.670	17:06:38.387
40	1:16.628	+9.176	17:07:55.015
41	1:14.081	+6.629	17:09:09.096
42	1:16.431	+8.979	17:10:25.527
Beste Zeit.: 1:14.081			

(22) VFG

Josef Rennmayr			
1	1:23.997	+9.788	16:11:30.511
2	1:14.453	+0.244	16:12:44.964
3	1:15.377	+1.168	16:14:00.341
4	1:15.071	+0.862	16:15:15.412
5	1:15.088	+0.879	16:16:30.500
6	1:21.501	+7.292	16:17:52.001
7	1:16.181	+1.972	16:19:08.182
8	1:16.007	+1.798	16:20:24.189
Beste Zeit.: 1:14.453			

Verolub Vranic			
9	1:32.674	+18.465	16:21:56.863
10	1:25.027	+10.818	16:23:21.890
11	1:17.703	+3.494	16:24:39.593
12	1:17.245	+3.036	16:25:56.838
13	1:37.785	+23.576	16:27:34.623
14	1:24.264	+10.055	16:28:58.887
15	1:25.457	+11.248	16:30:24.344
16	1:25.991	+11.782	16:31:50.335
Beste Zeit.: 1:17.245			

Michael Reiter			
17	1:31.003	+16.794	16:33:21.338
18	1:14.209	-	16:34:35.547
19	1:25.751	+11.542	16:36:01.298
20	1:28.581	+14.372	16:37:29.879
21	1:16.937	+2.728	16:38:46.816
22	1:35.177	+20.968	16:40:21.993
Beste Zeit.: 1:14.209			

Markus Wimmer			
23	2:40.336	+1:26.127	16:43:02.329
24	1:24.642	+10.433	16:44:26.971
25	1:23.778	+9.569	16:45:50.749
26	1:23.916	+9.707	16:47:14.665
27	1:25.373	+11.164	16:48:40.038
28	1:34.052	+19.843	16:50:14.090
Beste Zeit.: 1:23.778			

Stefan Mair			
29	1:36.175	+21.966	16:51:50.265
30	1:20.585	+6.376	16:53:10.850
31	1:35.476	+21.267	16:54:46.326
32	2:17.571	+1:03.362	16:57:03.897
33	1:39.551	+25.342	16:58:43.448
34	1:49.719	+35.510	17:00:33.167
Beste Zeit.: 1:20.585			

Runde	Rundenzeit	Diff.	Tageszeit
Markus Brandl			
35	1:49.929	+35.720	17:02:23.096
36	1:33.029	+18.820	17:03:56.125
37	1:27.616	+13.407	17:05:23.741
38	1:23.731	+9.522	17:06:47.472
39	1:22.545	+8.336	17:08:10.017
40	1:24.006	+9.797	17:09:34.023
41	1:18.075	+3.866	17:10:52.098
Beste Zeit.: 1:18.075			

(20) Sony Ericsson SnowXperians

Gerhard Korn			
1	1:25.718	+12.037	16:11:32.207
2	1:13.681	-	16:12:45.888
3	1:14.916	+1.235	16:14:00.804
4	1:15.195	+1.514	16:15:15.999
5	1:54.089	+40.408	16:17:10.088
Beste Zeit.: 1:13.681			

Wolfgang Ziffer			
6	2:20.449	+1:06.768	16:19:30.537
7	1:22.965	+9.284	16:20:53.502
8	1:29.176	+15.495	16:22:22.678
Beste Zeit.: 1:22.965			

Rainer Slatner			
9	1:43.555	+29.874	16:24:06.233
10	1:23.631	+9.950	16:25:29.864
11	1:22.924	+9.243	16:26:52.788
12	1:28.583	+14.902	16:28:21.371
13	1:24.772	+11.091	16:29:46.143
Beste Zeit.: 1:22.924			

Roland Kuballa			
14	1:49.996	+36.315	16:31:36.139
15	1:30.914	+17.233	16:33:07.053
16	1:26.991	+13.310	16:34:34.044
17	1:26.030	+12.349	16:36:00.074
18	2:03.583	+49.902	16:38:03.657
19	1:19.251	+5.570	16:39:22.908
Beste Zeit.: 1:19.251			

Wolfgang Ziffer			
20	1:36.811	+23.130	16:40:59.719
21	1:20.606	+6.925	16:42:20.325
22	1:24.744	+11.063	16:43:45.069
23	1:22.571	+8.890	16:45:07.640
24	1:26.325	+12.644	16:46:33.965
25	1:28.557	+14.876	16:48:02.522
Beste Zeit.: 1:20.606			

Harald Schiefer			
26	1:40.962	+27.281	16:49:43.484
27	1:33.893	+20.212	16:51:17.377
28	1:38.488	+24.807	16:52:55.865
29	1:49.283	+35.602	16:54:45.148
30	2:17.349	+1:03.668	16:57:02.497
Beste Zeit.: 1:33.893			

Gerhard Korn			
31	1:58.244	+44.563	16:59:00.741
32	1:43.746	+30.065	17:00:44.487
33	1:35.273	+21.592	17:02:19.760
34	1:27.371	+13.690	17:03:47.131
35	1:27.582	+13.901	17:05:14.713

Zeitnahmekommissar & Auswertung www.camp-company.de

Orbits 4

Rennleiter Geza Toth

www.amb-it.com

Sportkommissar: Wolfgang Schuster

www.mylaps.com

Lizenziert für Motorsport Events



Swatch Snow Mobile 2008

Heat Gruppe 2

Hinterglemm 0,840 Km

First Heat Grupp 2

07.12.08 16:00

Rennen (1:00:00 Zeit)

Runde	Rundenzeit	Diff.	Tageszeit
36	1:24.230	+10.549	17:06:38.943
Beste Zeit.: 1:24.230			
Roland Kuballa			
37	1:38.793	+25.112	17:08:17.736
38	1:33.730	+20.049	17:09:51.466
39	1:28.874	+15.193	17:11:20.340
Beste Zeit.: 1:28.874			
(10) TV Media			
Philipp Bretienecker			
1	1:10.520	+0.704	16:11:16.222
2	1:10.062	+0.246	16:12:26.284
3	1:09.816	-	16:13:36.100
4	1:10.222	+0.406	16:14:46.322
5	1:11.382	+1.566	16:15:57.704
6	1:14.101	+4.285	16:17:11.805
7	1:13.535	+3.719	16:18:25.340
8	1:13.970	+4.154	16:19:39.310
Beste Zeit.: 1:09.816			
Dr. Martin Fülöp			
9	1:38.803	+28.987	16:21:18.113
10	1:27.091	+17.275	16:22:45.204
11	1:27.438	+17.622	16:24:12.642
12	1:31.126	+21.310	16:25:43.768
13	1:41.160	+31.344	16:27:24.928
14	1:32.831	+23.015	16:28:57.759
Beste Zeit.: 1:27.091			
Andreas Toifl			
15	1:57.881	+48.065	16:30:55.640
16	1:40.084	+30.268	16:32:35.724
17	1:45.034	+35.218	16:34:20.758
18	1:38.364	+28.548	16:35:59.122
19	1:43.648	+33.832	16:37:42.770
20	1:39.363	+29.547	16:39:22.133
Beste Zeit.: 1:38.364			
Markus Kainer			
21	1:58.052	+48.236	16:41:20.185
22	1:27.346	+17.530	16:42:47.531
23	1:21.792	+11.976	16:44:09.323
24	1:19.801	+9.985	16:45:29.124
25	1:17.574	+7.758	16:46:46.698
26	1:21.225	+11.409	16:48:07.923
27	1:20.481	+10.665	16:49:28.404
Beste Zeit.: 1:17.574			
Mag. Martin Kalab			
28	1:28.856	+19.040	16:50:57.260
29	1:22.421	+12.605	16:52:19.681
30	1:51.987	+42.171	16:54:11.668
31	2:25.966	+1:16.150	16:56:37.634
32	1:58.785	+48.969	16:58:36.419
33	1:54.555	+44.739	17:00:30.974
34	1:37.989	+28.173	17:02:08.963
Beste Zeit.: 1:22.421			
Helmut Löschenberger			
35	3:23.053	+2:13.237	17:05:32.016
36	1:30.044	+20.228	17:07:02.060
37	1:28.345	+18.529	17:08:30.405
38	1:32.857	+23.041	17:10:03.262
39	1:33.548	+23.732	17:11:36.810

Runde	Rundenzeit	Diff.	Tageszeit
Beste Zeit.: 1:28.345			
(21) Dubai Sport City			
Christian Ghedina			
1	1:08.884	+7.085	16:11:14.144
2	1:07.457	+5.658	16:12:21.601
3	1:08.192	+6.393	16:13:29.793
4	1:02.868	+1.069	16:14:32.661
5	1:01.799	-	16:15:34.460
6	1:02.603	+0.804	16:16:37.063
7	1:35.455	+33.656	16:18:12.518
8	1:07.840	+6.041	16:19:20.358
9	16:08.252	+15:06.453	16:35:28.610
Beste Zeit.: 1:01.799			
Markus Wegscheider			
10	1:24.504	+22.705	16:36:53.114
11	1:07.362	+5.563	16:38:00.476
12	1:13.613	+11.814	16:39:14.089
13	1:10.802	+9.003	16:40:24.891
14	1:11.112	+9.313	16:41:36.003
Beste Zeit.: 1:07.362			
Mansoor Falaknaz			
15	1:26.701	+24.902	16:43:02.704
16	1:25.347	+23.548	16:44:28.051
17	1:24.895	+23.096	16:45:52.946
18	1:27.540	+25.741	16:47:20.486
19	1:27.302	+25.503	16:48:47.788
Beste Zeit.: 1:24.895			
Adulrahman al Khader			
20	1:41.835	+40.036	16:50:29.623
21	1:18.518	+16.719	16:51:48.141
Beste Zeit.: 1:18.518			
Markus Wegscheider			
22	10:26.681	+9:24.882	17:02:14.822
23	1:20.941	+19.142	17:03:35.763
24	1:13.098	+11.299	17:04:48.861
25	1:08.538	+6.739	17:05:57.399
26	1:10.659	+8.860	17:07:08.058
27	1:10.789	+8.990	17:08:18.847
28	1:15.826	+14.027	17:09:34.673
29	1:17.438	+15.639	17:10:52.111
Beste Zeit.: 1:08.538			
(7) 4c Controls			
Riccardo Maggiora			
1	1:50.262	-	16:11:55.089
Beste Zeit.: 1:50.262			



Swatch Snow Mobile 2008

Heat kleines Finale

Kleines Finale

Rennen (1:00:00 Zeit)

Hinterglemm 0,840 Km

07.12.08 19:00

Runde	Rundenzeit	Diff.	Tageszeit
(6) Uniqa Fresacher Racing Team			
Hans-Georg Hirschbichler			
1	1:19.829	+16.723	19:01:26.806
2	1:15.158	+12.052	19:02:41.964
3	1:10.300	+7.194	19:03:52.264
4	1:15.941	+12.835	19:05:08.205
5	1:11.044	+7.938	19:06:19.249
6	1:40.760	+37.654	19:08:00.009
7	1:28.698	+25.592	19:09:28.707
8	1:03.106	-	19:10:31.813
9	1:10.401	+7.295	19:11:42.214
Beste Zeit.: 1:03.106			
Josef Hasenauer			
10	1:14.366	+11.260	19:12:56.580
11	1:08.046	+4.940	19:14:04.626
12	1:11.676	+8.570	19:15:16.302
13	1:07.243	+4.137	19:16:23.545
14	1:12.580	+9.474	19:17:36.125
Beste Zeit.: 1:07.243			
Erwin Seebacher			
15	1:40.830	+37.724	19:19:16.955
16	1:46.794	+43.688	19:21:03.749
17	1:51.008	+47.902	19:22:54.757
18	1:17.167	+14.061	19:24:11.924
19	1:17.205	+14.099	19:25:29.129
20	1:16.695	+13.589	19:26:45.824
21	1:12.899	+9.793	19:27:58.723
Beste Zeit.: 1:12.899			
Hannes Schwabl			
22	1:32.622	+29.516	19:29:31.345
23	1:17.002	+13.896	19:30:48.347
24	1:13.755	+10.649	19:32:02.102
25	1:14.949	+11.843	19:33:17.051
26	1:27.871	+24.765	19:34:44.922
27	1:11.600	+8.494	19:35:56.522
28	1:12.775	+9.669	19:37:09.297
29	1:11.378	+8.272	19:38:20.675
30	1:15.251	+12.145	19:39:35.926
31	1:15.654	+12.548	19:40:51.580
Beste Zeit.: 1:11.378			
Friedrich Steger			
32	1:30.152	+27.046	19:42:21.732
33	1:17.717	+14.611	19:43:39.449
34	1:14.310	+11.204	19:44:53.759
35	1:15.228	+12.122	19:46:08.987
36	1:17.919	+14.813	19:47:26.906
37	1:17.652	+14.546	19:48:44.558
38	1:15.874	+12.768	19:50:00.432
Beste Zeit.: 1:14.310			
Wolfgang Gensbichler			
39	1:30.703	+27.597	19:51:31.135
40	1:22.258	+19.152	19:52:53.393
41	1:14.926	+11.820	19:54:08.319
42	1:18.977	+15.871	19:55:27.296
43	1:12.964	+9.858	19:56:40.260
44	1:12.119	+9.013	19:57:52.379
45	1:20.101	+16.995	19:59:12.480
46	1:17.726	+14.620	20:00:30.206
Beste Zeit.: 1:12.119			

Runde	Rundenzeit	Diff.	Tageszeit
(21) Dubai Sport City			
Christian Ghedina			
1	1:17.348	+13.984	19:01:23.688
2	1:11.175	+7.811	19:02:34.863
3	1:05.881	+2.517	19:03:40.744
4	1:03.914	+0.550	19:04:44.658
5	1:03.364	-	19:05:48.022
6	1:17.310	+13.946	19:07:05.332
7	1:21.714	+18.350	19:08:27.046
Beste Zeit.: 1:03.364			
Mansoor Falaknaz			
8	1:32.923	+29.559	19:09:59.969
9	1:19.287	+15.923	19:11:19.256
10	1:19.239	+15.875	19:12:38.495
11	1:18.630	+15.266	19:13:57.125
12	1:22.186	+18.822	19:15:19.311
13	1:23.859	+20.495	19:16:43.170
14	1:56.032	+52.668	19:18:39.202
Beste Zeit.: 1:18.630			
Markus Wegscheider			
15	2:00.512	+57.148	19:20:39.714
16	2:05.707	+1:02.343	19:22:45.421
17	1:11.803	+8.439	19:23:57.224
18	1:20.802	+17.438	19:25:18.026
19	1:07.243	+3.879	19:26:25.269
20	1:09.698	+6.334	19:27:34.967
21	1:07.649	+4.285	19:28:42.616
Beste Zeit.: 1:07.243			
Stefan Hoffmann			
22	1:28.759	+25.395	19:30:11.375
23	1:36.650	+33.286	19:31:48.025
24	1:27.727	+24.363	19:33:15.752
25	1:42.306	+38.942	19:34:58.058
Beste Zeit.: 1:27.727			
Ralf Käthe			
26	1:52.954	+49.590	19:36:51.012
27	1:26.860	+23.496	19:38:17.872
Beste Zeit.: 1:26.860			
Mansoor Falaknaz			
28	1:37.090	+33.726	19:39:54.962
29	1:23.335	+19.971	19:41:18.297
Beste Zeit.: 1:23.335			
Christian Ghedina			
30	1:33.872	+30.508	19:42:52.169
31	1:08.333	+4.969	19:44:00.502
32	1:04.398	+1.034	19:45:04.900
33	1:12.826	+9.462	19:46:17.726
34	1:13.188	+9.824	19:47:30.914
35	1:07.514	+4.150	19:48:38.428
36	1:09.448	+6.084	19:49:47.876
Beste Zeit.: 1:04.398			
Markus Wegscheider			
37	1:21.337	+17.973	19:51:09.213
38	1:08.350	+4.986	19:52:17.563
39	1:11.646	+8.282	19:53:29.209
40	1:12.254	+8.890	19:54:41.463
41	1:13.123	+9.759	19:55:54.586
42	1:09.944	+6.580	19:57:04.530

Runde	Rundenzeit	Diff.	Tageszeit
43	1:14.208	+10.844	19:58:18.738
44	1:12.785	+9.421	19:59:31.523
45	1:16.489	+13.125	20:00:48.012
Beste Zeit.: 1:08.350			
(9) Falak Investements AG			
Paul von Guggenberg			
1	1:13.706	+5.241	19:01:18.269
2	1:16.377	+7.912	19:02:34.646
3	1:15.584	+7.119	19:03:50.230
4	1:20.978	+12.513	19:05:11.208
5	1:15.512	+7.047	19:06:26.720
6	1:38.014	+29.549	19:08:04.734
7	1:39.070	+30.605	19:09:43.804
8	1:13.858	+5.393	19:10:57.662
Beste Zeit.: 1:13.706			
Ernst Stifter			
9	1:27.740	+19.275	19:12:25.402
10	1:12.646	+4.181	19:13:38.048
11	1:09.451	+0.986	19:14:47.499
12	1:15.626	+7.161	19:16:03.125
13	1:25.799	+17.334	19:17:28.924
14	1:40.867	+32.402	19:19:09.791
Beste Zeit.: 1:09.451			
Karin Termine			
15	2:05.639	+57.174	19:21:15.430
16	1:47.932	+39.467	19:23:03.362
17	1:41.421	+32.956	19:24:44.783
Beste Zeit.: 1:41.421			
Sareed al Zubaidy			
18	1:42.847	+34.382	19:26:27.630
19	1:23.994	+15.529	19:27:51.624
20	1:26.034	+17.569	19:29:17.658
21	1:20.965	+12.500	19:30:38.623
Beste Zeit.: 1:20.965			
David Cronin			
22	1:23.988	+15.523	19:32:02.611
23	1:14.690	+6.225	19:33:17.301
24	1:36.297	+27.832	19:34:53.598
25	1:08.465	-	19:36:02.063
26	1:14.815	+6.350	19:37:16.878
27	1:13.852	+5.387	19:38:30.730
Beste Zeit.: 1:08.465			
Tala bin Dasmal			
28	1:25.181	+16.716	19:39:55.911
29	1:24.229	+15.764	19:41:20.140
30	1:26.589	+18.124	19:42:46.729
31	1:16.797	+8.332	19:44:03.526
32	1:37.004	+28.539	19:45:40.530
33	1:15.504	+7.039	19:46:56.034
34	1:16.863	+8.398	19:48:12.897
35	1:30.565	+22.100	19:49:43.462
Beste Zeit.: 1:15.504			
David Cronin			
36	1:28.764	+20.299	19:51:12.226
37	1:14.181	+5.716	19:52:26.407
38	1:12.290	+3.825	19:53:38.697
39	1:16.846	+8.381	19:54:55.543
40	1:16.486	+8.021	19:56:12.029

Zeitnahmekommissar & Auswertung www.camp-company.de

Rennleiter Geza Toth

Sportkommissar: Wolfgang Schuster

Orbits 4

www.amb-it.com

www.mylaps.com

Lizenziert für Motorsport Events



Swatch Snow Mobile 2008

Heat kleines Finale

Kleines Finale

Rennen (1:00:00 Zeit)

Runde	Rundenzeit	Diff.	Tageszeit
41	1:15.474	+7.009	19:57:27.503
42	1:12.675	+4.210	19:58:40.178
43	1:13.823	+5.358	19:59:54.001
44	1:19.064	+10.599	20:01:13.065
Beste Zeit.: 1:12.290			

(1) Hitradio Ö3

Wolfgang Tremel			
1	1:14.974	+4.727	19:01:19.962
2	1:17.771	+7.524	19:02:37.733
3	1:12.830	+2.583	19:03:50.563
4	1:16.450	+6.203	19:05:07.013
5	1:11.289	+1.042	19:06:18.302
6	1:42.574	+32.327	19:08:00.876
7	1:31.047	+20.800	19:09:31.923
Beste Zeit.: 1:11.289			

Andi Goldberger			
8	1:23.419	+13.172	19:10:55.342
9	1:10.247	-	19:12:05.589
10	1:17.109	+6.862	19:13:22.698
11	1:15.487	+5.240	19:14:38.185
12	1:21.587	+11.340	19:15:59.772
13	1:25.554	+15.307	19:17:25.326
Beste Zeit.: 1:10.247			

Martin Riegler			
14	1:49.344	+39.097	19:19:14.670
15	1:48.003	+37.756	19:21:02.673
16	1:50.690	+40.443	19:22:53.363
17	1:17.597	+7.350	19:24:10.960
18	1:17.709	+7.462	19:25:28.669
19	1:19.395	+9.148	19:26:48.064
20	1:17.291	+7.044	19:28:05.355
21	1:22.106	+11.859	19:29:27.461
Beste Zeit.: 1:17.291			

Michael Kriz			
22	1:36.928	+26.681	19:31:04.389
23	1:24.701	+14.454	19:32:29.090
24	1:34.624	+24.377	19:34:03.714
25	1:27.071	+16.824	19:35:30.785
26	1:25.194	+14.947	19:36:55.979
27	1:22.573	+12.326	19:38:18.552
28	1:27.032	+16.785	19:39:45.584
Beste Zeit.: 1:22.573			

Dino Gerns			
29	1:33.001	+22.754	19:41:18.585
30	1:16.678	+6.431	19:42:35.263
31	1:12.586	+2.339	19:43:47.849
32	1:16.613	+6.366	19:45:04.462
33	1:12.940	+2.693	19:46:17.402
34	1:21.127	+10.880	19:47:38.529
35	1:19.990	+9.743	19:48:58.519
Beste Zeit.: 1:12.586			

Hubert Lafer			
36	1:27.321	+17.074	19:50:25.840
37	1:22.804	+12.557	19:51:48.644
38	1:23.331	+13.084	19:53:11.975
39	1:28.786	+18.539	19:54:40.761
40	1:22.322	+12.075	19:56:03.083
41	1:25.106	+14.859	19:57:28.189
42	1:22.189	+11.942	19:58:50.378

Hinterglemm 0,840 Km

07.12.08 19:00

Runde	Rundenzeit	Diff.	Tageszeit
43	1:22.878	+12.631	20:00:13.256
44	1:27.667	+17.420	20:01:40.923
Beste Zeit.: 1:22.189			

(4) Hervis

Gerhard Seidl			
1	1:14.020	+6.914	19:01:16.930
2	1:16.586	+9.480	19:02:33.516
3	1:15.882	+8.776	19:03:49.398
4	1:17.992	+10.886	19:05:07.390
5	1:17.633	+10.527	19:06:25.023
6	1:38.235	+31.129	19:08:03.258
7	1:34.457	+27.351	19:09:37.715
Beste Zeit.: 1:14.020			

Ferdinand Krottenthaler			
8	1:29.998	+22.892	19:11:07.713
9	1:12.152	+5.046	19:12:19.865
10	1:07.106	-	19:13:26.971
11	1:11.627	+4.521	19:14:38.598
12	1:21.432	+14.326	19:16:00.030
13	1:26.007	+18.901	19:17:26.037
14	1:41.655	+34.549	19:19:07.692
Beste Zeit.: 1:07.106			

Gerhard Zadrobilek			
15	1:47.879	+40.773	19:20:55.571
16	1:52.943	+45.837	19:22:48.514
17	1:11.957	+4.851	19:24:00.471
18	1:19.599	+12.493	19:25:20.070
19	1:09.823	+2.717	19:26:29.893
20	1:19.882	+12.776	19:27:49.775
21	1:07.793	+0.687	19:28:57.568
22	1:16.307	+9.201	19:30:13.875
Beste Zeit.: 1:07.793			

Stefan Schwarz			
23	1:47.172	+40.066	19:32:01.047
24	1:23.188	+16.082	19:33:24.235
25	1:38.755	+31.649	19:35:02.990
26	1:35.170	+28.064	19:36:38.160
27	1:24.064	+16.958	19:38:02.224
28	1:26.866	+19.760	19:39:29.090
Beste Zeit.: 1:23.188			

Gernot Fischer			
29	1:38.438	+31.332	19:41:07.528
30	1:41.185	+34.079	19:42:48.713
31	1:37.777	+30.671	19:44:26.490
32	1:32.387	+25.281	19:45:58.877
33	1:33.594	+26.488	19:47:32.471
Beste Zeit.: 1:32.387			

Ferdinand Krottenthaler			
34	1:45.057	+37.951	19:49:17.528
35	1:11.425	+4.319	19:50:28.953
36	1:19.966	+12.860	19:51:48.919
37	1:16.674	+9.568	19:53:05.593
38	1:19.037	+11.931	19:54:24.630
39	1:11.304	+4.198	19:55:35.934
40	1:17.110	+10.004	19:56:53.044
41	1:23.690	+16.584	19:58:16.734
42	1:13.200	+6.094	19:59:29.934
43	1:17.283	+10.177	20:00:47.217
Beste Zeit.: 1:11.304			

Runde	Rundenzeit	Diff.	Tageszeit
(22) VFG			
Josef Rennmayr			
1	1:17.803	+4.108	19:01:23.248
2	1:18.314	+4.619	19:02:41.562
3	1:13.695	-	19:03:55.257
4	1:17.355	+3.660	19:05:12.612
5	1:15.878	+2.183	19:06:28.490
6	1:37.745	+24.050	19:08:06.235
7	1:40.818	+27.123	19:09:47.053
8	1:15.702	+2.007	19:11:02.755
Beste Zeit.: 1:13.695			

Verolub Vranic			
9	1:31.582	+17.887	19:12:34.337
10	1:46.175	+32.480	19:14:20.512
11	1:27.963	+14.268	19:15:48.475
12	1:36.232	+22.537	19:17:24.707
13	1:42.174	+28.479	19:19:06.881
14	1:47.777	+34.082	19:20:54.658
Beste Zeit.: 1:27.963			

Michael Reiter			
15	2:04.998	+51.303	19:22:59.656
16	1:23.301	+9.606	19:24:22.957
17	1:23.798	+10.103	19:25:46.755
18	1:19.127	+5.432	19:27:05.882
19	1:23.399	+9.704	19:28:29.281
20	1:28.039	+14.344	19:29:57.320
21	1:24.460	+10.765	19:31:21.780
22	1:27.985	+14.290	19:32:49.765
Beste Zeit.: 1:19.127			

Markus Wimmer			
23	1:40.878	+27.183	19:34:30.643
24	1:21.896	+8.201	19:35:52.539
25	1:24.048	+10.353	19:37:16.587
26	1:21.028	+7.333	19:38:37.615
27	1:23.070	+9.375	19:40:00.685
Beste Zeit.: 1:21.028			

Stefan Mair			
28	1:36.885	+23.190	19:41:37.570
29	1:20.862	+7.167	19:42:58.432
30	1:27.626	+13.931	19:44:26.058
31	1:20.364	+6.669	19:45:46.422
32	1:18.941	+5.246	19:47:05.363
33	1:18.720	+5.025	19:48:24.083
34	1:20.923	+7.228	19:49:45.006
Beste Zeit.: 1:18.720			

Markus Brandl			
35	1:43.437	+29.742	19:51:28.443
36	1:25.624	+11.929	19:52:54.067
37	1:18.845	+5.150	19:54:12.912
38	1:17.652	+3.957	19:55:30.564
39	1:21.928	+8.233	19:56:52.492
40	1:23.643	+9.948	19:58:16.135
41	1:23.610	+9.915	19:59:39.745
42	1:23.602	+9.907	20:01:03.347
Beste Zeit.: 1:17.652			

(16) A1 Snow Huskys			
Gregor Novotny			



Swatch Snow Mobile 2008

Heat kleines Finale

Kleines Finale

Rennen (1:00:00 Zeit)

Runde	Rundenzeit	Diff.	Tageszeit
1	1:21.259	+11.843	19:01:26.832
2	1:16.511	+7.095	19:02:43.343
3	1:14.358	+4.942	19:03:57.701
4	1:18.067	+8.651	19:05:15.768
5	1:13.732	+4.316	19:06:29.500
6	1:38.894	+29.478	19:08:08.394
7	1:39.890	+30.474	19:09:48.284
Beste Zeit.: 1:13.732			
Thomas Öhler			
8	1:26.668	+17.252	19:11:14.952
9	1:09.743	+0.327	19:12:24.695
10	1:09.808	+0.392	19:13:34.503
11	1:10.867	+1.451	19:14:45.370
12	1:16.013	+6.597	19:16:01.383
13	1:26.484	+17.068	19:17:27.867
14	1:40.964	+31.548	19:19:08.831
Beste Zeit.: 1:09.743			
Richard Zweimüller			
15	1:47.960	+38.544	19:20:56.791
16	1:53.816	+44.400	19:22:50.607
17	1:15.071	+5.655	19:24:05.678
18	1:18.260	+8.844	19:25:23.938
19	1:21.176	+11.760	19:26:45.114
20	1:19.401	+9.985	19:28:04.515
21	1:22.353	+12.937	19:29:26.868
Beste Zeit.: 1:15.071			
Benjamin Zweimüller			
22	1:38.183	+28.767	19:31:05.051
23	1:24.573	+15.157	19:32:29.624
24	2:28.131	+1:18.715	19:34:57.755
25	1:46.325	+36.909	19:36:44.080
Beste Zeit.: 1:24.573			
Franz Kegelreiter			
26	1:58.704	+49.288	19:38:42.784
27	1:40.531	+31.115	19:40:23.315
Beste Zeit.: 1:40.531			
Thomas Öhler			
28	1:58.719	+49.303	19:42:22.034
29	1:20.249	+10.833	19:43:42.283
30	1:12.118	+2.702	19:44:54.401
31	1:15.132	+5.716	19:46:09.533
32	1:18.616	+9.200	19:47:28.149
33	1:09.416	-	19:48:37.565
34	1:10.634	+1.218	19:49:48.199
Beste Zeit.: 1:09.416			
Richard Zweimüller			
35	1:26.503	+17.087	19:51:14.702
36	1:20.894	+11.478	19:52:35.596
37	1:22.681	+13.265	19:53:58.277
38	1:24.163	+14.747	19:55:22.440
39	1:28.928	+19.512	19:56:51.368
40	1:31.531	+22.115	19:58:22.899
41	1:28.109	+18.693	19:59:51.008
42	1:27.875	+18.459	20:01:18.883
Beste Zeit.: 1:20.894			

(10) TV Media

Philipp Bretiener			
1	1:17.223	+9.415	19:01:23.081

Hinterglemm 0,840 Km

07.12.08 19:00

Runde	Rundenzeit	Diff.	Tageszeit
2	1:15.035	+7.227	19:02:38.116
3	1:13.289	+5.481	19:03:51.405
4	1:16.122	+8.314	19:05:07.527
5	1:10.804	+2.996	19:06:18.331
6	1:40.474	+32.666	19:07:58.805
7	1:28.953	+21.145	19:09:27.758
8	1:07.808	-	19:10:35.566
Beste Zeit.: 1:07.808			
Dr. Martin Fülöp			
9	1:25.480	+17.672	19:12:01.046
10	1:19.376	+11.568	19:13:20.422
11	1:24.660	+16.852	19:14:45.082
12	1:28.955	+21.147	19:16:14.037
13	1:54.478	+46.670	19:18:08.515
14	1:40.867	+33.059	19:19:49.382
15	1:39.143	+31.335	19:21:28.525
16	1:42.812	+35.004	19:23:11.337
17	1:40.238	+32.430	19:24:51.575
18	1:30.954	+23.146	19:26:22.529
19	1:28.622	+20.814	19:27:51.151
Beste Zeit.: 1:19.376			
Markus Kainer			
20	1:40.008	+32.200	19:29:31.159
21	1:24.562	+16.754	19:30:55.721
22	1:25.920	+18.112	19:32:21.641
23	1:22.810	+15.002	19:33:44.451
24	1:24.741	+16.933	19:35:09.192
25	2:33.783	+1:25.975	19:37:42.975
Beste Zeit.: 1:22.810			
Mag. Martin Kalab			
26	1:38.654	+30.846	19:39:21.629
27	1:25.496	+17.688	19:40:47.125
28	1:29.400	+21.592	19:42:16.525
29	1:26.742	+18.934	19:43:43.267
30	1:28.251	+20.443	19:45:11.518
31	1:28.783	+20.975	19:46:40.301
32	1:30.540	+22.732	19:48:10.841
Beste Zeit.: 1:25.496			
Andreas Toifl			
33	1:57.345	+49.537	19:50:08.186
34	1:51.921	+44.113	19:52:00.107
Beste Zeit.: 1:51.921			
Helmut Löschenberger			
35	2:00.340	+52.532	19:54:00.447
36	1:27.598	+19.790	19:55:28.045
37	1:33.674	+25.866	19:57:01.719
38	1:30.948	+23.140	19:58:32.667
39	1:33.947	+26.139	20:00:06.614
40	1:34.393	+26.585	20:01:41.007
Beste Zeit.: 1:27.598			
(5) Bezirksblätter			
Hans Peter Steinacher			
1	1:12.830	+2.829	19:01:17.280
2	1:10.625	+0.624	19:02:27.905
3	1:10.001	-	19:03:37.906
4	1:40.307	+30.306	19:05:18.213
5	1:19.378	+9.377	19:06:37.591
6	1:32.727	+22.726	19:08:10.318
Beste Zeit.: 1:10.001			

Runde	Rundenzeit	Diff.	Tageszeit
Hans-Peter Morawitz			
7	1:52.838	+42.837	19:10:03.156
8	1:17.414	+7.413	19:11:20.570
9	1:18.551	+8.550	19:12:39.121
10	1:22.605	+12.604	19:14:01.726
11	1:17.979	+7.978	19:15:19.705
12	1:18.080	+8.079	19:16:37.785
13	1:32.288	+22.287	19:18:10.073
14	1:40.726	+30.725	19:19:50.799
Beste Zeit.: 1:17.414			
Klaus Moser			
15	2:00.744	+50.743	19:21:51.543
16	1:44.520	+34.519	19:23:36.063
17	1:43.616	+33.615	19:25:19.679
Beste Zeit.: 1:43.616			
Gerhard Monitzer			
18	2:01.896	+51.895	19:27:21.575
19	1:17.849	+7.848	19:28:39.424
Beste Zeit.: 1:17.849			
Hans Peter Steinacher			
20	2:39.134	+1:29.133	19:31:18.558
21	1:11.406	+1.405	19:32:29.964
22	2:28.601	+1:18.600	19:34:58.565
23	1:24.508	+14.507	19:36:23.073
24	1:18.039	+8.038	19:37:41.112
25	1:16.688	+6.687	19:38:57.800
Beste Zeit.: 1:11.406			
Hans-Peter Morawitz			
26	1:34.274	+24.273	19:40:32.074
27	1:19.430	+9.429	19:41:51.504
28	1:19.084	+9.083	19:43:10.588
29	1:17.006	+7.005	19:44:27.594
30	1:21.783	+11.782	19:45:49.377
31	1:19.114	+9.113	19:47:08.491
32	1:19.753	+9.752	19:48:28.244
33	1:21.514	+11.513	19:49:49.758
34	1:21.136	+11.135	19:51:10.894
Beste Zeit.: 1:17.006			
Gabi Unger			
35	1:41.748	+31.747	19:52:52.642
36	2:23.027	+1:13.026	19:55:15.669
Beste Zeit.: 1:41.748			
Fritz Hölzl			
37	2:28.470	+1:18.469	19:57:44.139
38	1:38.552	+28.551	19:59:22.691
39	1:38.727	+28.726	20:01:01.418
Beste Zeit.: 1:38.552			
(20) Sony Ericsson SnowXperiencers			
Gerhard Korn			
1	1:22.690	+7.209	19:01:28.645
2	1:16.261	+0.780	19:02:44.906
3	1:15.481	-	19:04:00.387
4	1:16.684	+1.203	19:05:17.071
Beste Zeit.: 1:15.481			
Wolfgang Ziffer			
5	3:36.742	+2:21.261	19:08:53.813



Swatch Snow Mobile 2008

Heat kleines Finale

Hinterglemm 0,840 Km

Kleines Finale

07.12.08 19:00

Rennen (1:00:00 Zeit)

Runde	Rundenzeit	Diff.	Tageszeit
6	1:20.342	+4.861	19:10:14.155
7	1:29.302	+13.821	19:11:43.457
Beste Zeit.: 1:20.342			
Roland Kuballa			
8	1:33.650	+18.169	19:13:17.107
9	1:20.149	+4.668	19:14:37.256
10	1:27.801	+12.320	19:16:05.057
11	1:29.731	+14.250	19:17:34.788
12	1:38.818	+23.337	19:19:13.606
Beste Zeit.: 1:20.149			
Rainer Slatner			
13	2:05.759	+50.278	19:21:19.365
14	1:48.407	+32.926	19:23:07.772
15	1:41.985	+26.504	19:24:49.757
16	1:36.968	+21.487	19:26:26.725
17	1:31.623	+16.142	19:27:58.348
Beste Zeit.: 1:31.623			
Wolfgang Ziffer			
18	1:41.587	+26.106	19:29:39.935
19	1:23.926	+8.445	19:31:03.861
20	1:24.472	+8.991	19:32:28.333
21	1:33.202	+17.721	19:34:01.535
22	1:28.784	+13.303	19:35:30.319
23	1:31.782	+16.301	19:37:02.101
24	1:28.641	+13.160	19:38:30.742
Beste Zeit.: 1:23.926			
Harald Schiefer			
25	1:43.831	+28.350	19:40:14.573
26	1:29.892	+14.411	19:41:44.465
27	1:32.089	+16.608	19:43:16.554
28	1:29.625	+14.144	19:44:46.179
29	1:30.522	+15.041	19:46:16.701
30	1:32.874	+17.393	19:47:49.575
Beste Zeit.: 1:29.625			
Roland Kuballa			
31	1:50.459	+34.978	19:49:40.034
32	1:40.176	+24.695	19:51:20.210
33	1:32.894	+17.413	19:52:53.104
34	1:36.138	+20.657	19:54:29.242
35	1:32.416	+16.935	19:56:01.658
36	1:35.021	+19.540	19:57:36.679
37	1:35.149	+19.668	19:59:11.828
38	1:37.748	+22.267	20:00:49.576
Beste Zeit.: 1:32.416			

(12) Vetcel

Susan Macaldowie			
1	1:55.400	+35.765	19:02:02.787
2	1:44.695	+25.060	19:03:47.482
3	1:56.327	+36.692	19:05:43.809
4	2:13.766	+54.131	19:07:57.575
5	1:55.527	+35.892	19:09:53.102
Beste Zeit.: 1:44.695			
Kate Macneill			
6	2:06.077	+46.442	19:11:59.179
7	2:12.483	+52.848	19:14:11.662
8	2:02.511	+42.876	19:16:14.173
9	2:21.216	+1:01.581	19:18:35.389
10	2:03.592	+43.957	19:20:38.981

Runde	Rundenzeit	Diff.	Tageszeit
Beste Zeit.: 2:02.511			
Timothy James Tattersfield			
11	2:29.791	+1:10.156	19:23:08.772
12	1:36.185	+16.550	19:24:44.957
13	1:25.695	+6.060	19:26:10.652
14	1:19.635	-	19:27:30.287
15	1:23.480	+3.845	19:28:53.767
Beste Zeit.: 1:19.635			
Christopher Bainton			
16	1:50.071	+30.436	19:30:43.838
17	1:41.908	+22.273	19:32:25.746
18	1:42.710	+23.075	19:34:08.456
19	1:45.644	+26.009	19:35:54.100
20	1:48.294	+28.659	19:37:42.394
Beste Zeit.: 1:41.908			
David Taylor			
21	2:05.045	+45.410	19:39:47.439
22	1:29.843	+10.208	19:41:17.282
23	1:36.777	+17.142	19:42:54.059
24	1:33.238	+13.603	19:44:27.297
25	1:35.666	+16.031	19:46:02.963
26	1:35.123	+15.488	19:47:38.086
Beste Zeit.: 1:29.843			
Tim Collins			
27	2:05.262	+45.627	19:49:43.348
28	1:42.408	+22.773	19:51:25.756
29	1:37.490	+17.855	19:53:03.246
30	1:37.777	+18.142	19:54:41.023
Beste Zeit.: 1:37.490			
David Taylor			
31	1:42.780	+23.145	19:56:23.803
32	1:29.427	+9.792	19:57:53.230
33	1:32.169	+12.534	19:59:25.399
34	1:30.014	+10.379	20:00:55.413
Beste Zeit.: 1:29.427			

(23) Rudana Investment Group AG

Markus Rainer			
1	1:06.705	-	19:01:10.448
2	1:08.601	+1.896	19:02:19.049
3	1:10.469	+3.764	19:03:29.518
4	1:08.937	+2.232	19:04:38.455
5	1:09.032	+2.327	19:05:47.487
6	1:17.291	+10.586	19:07:04.778
Beste Zeit.: 1:06.705			
Peter Lutemberger			
7	1:32.215	+25.510	19:08:36.993
8	1:13.303	+6.598	19:09:50.296
9	1:12.947	+6.242	19:11:03.243
10	1:09.629	+2.924	19:12:12.872
11	1:08.207	+1.502	19:13:21.079
Beste Zeit.: 1:08.207			
Marianna Nezamyar			
12	1:34.867	+28.162	19:14:55.946
13	1:43.809	+37.104	19:16:39.755
14	2:33.044	+1:26.339	19:19:12.799
Beste Zeit.: 1:34.867			

Runde	Rundenzeit	Diff.	Tageszeit
Mathias Kaiser			
15	1:55.980	+49.275	19:21:08.779
16	1:50.152	+43.447	19:22:58.931
17	1:23.606	+16.901	19:24:22.537
18	1:24.657	+17.952	19:25:47.194
19	1:24.957	+18.252	19:27:12.151
Beste Zeit.: 1:23.606			
Ulrich Becker			
20	1:27.894	+21.189	19:28:40.045
21	1:32.509	+25.804	19:30:12.554
Beste Zeit.: 1:27.894			
Dirk G6rgen			
22	1:42.252	+35.547	19:31:54.806
23	1:21.053	+14.348	19:33:15.859
Beste Zeit.: 1:21.053			
Markus Rainer			
24	1:53.711	+47.006	19:35:09.570
25	1:28.038	+21.333	19:36:37.608
26	1:10.041	+3.336	19:37:47.649
27	1:17.151	+10.446	19:39:04.800
28	1:12.826	+6.121	19:40:17.626
29	1:14.906	+8.201	19:41:32.532
Beste Zeit.: 1:10.041			
Peter Lutemberger			
30	1:45.248	+38.543	19:43:17.780
Beste Zeit.: 1:45.248			

(17) Laureate

Riccardo Maggiora			
1	1:23.729	+12.052	19:01:30.176
2	1:13.624	+1.947	19:02:43.800
3	1:12.151	+0.474	19:03:55.951
4	1:15.052	+3.375	19:05:11.003
5	1:11.677	-	19:06:22.680
6	1:39.087	+27.410	19:08:01.767
7	1:31.594	+19.917	19:09:33.361
Beste Zeit.: 1:11.677			
Dimitris Kammenos			
8	1:33.548	+21.871	19:11:06.909
9	1:18.079	+6.402	19:12:24.988
10	1:31.376	+19.699	19:13:56.364
11	1:20.087	+8.410	19:15:16.451
Beste Zeit.: 1:18.079			



Swatch Snow Mobile 2008

Heat Finale

Hinterglemm 0,840 Km

Finale

07.12.08 21:00

Rennen (1:00:00 Zeit)

Runde	Rundenzeit	Diff.	Tageszeit
(6) Uniqa Fresacher Racing Team			
Hans-Georg Hirschsichler			
1	1:15.610	+11.751	20:59:56.024
2	1:05.487	+1.628	21:01:01.511
3	1:08.104	+4.245	21:02:09.615
4	1:07.414	+3.555	21:03:17.029
5	1:08.752	+4.893	21:04:25.781
6	1:15.854	+11.995	21:05:41.635
7	1:03.859	-	21:06:45.494
8	1:13.310	+9.451	21:07:58.804
9	1:07.978	+4.119	21:09:06.782
Beste Zeit.: 1:03.859			
Erwin Seebacher			
10	1:19.818	+15.959	21:10:26.600
11	1:12.744	+8.885	21:11:39.344
12	1:11.111	+7.252	21:12:50.455
13	1:14.173	+10.314	21:14:04.628
14	1:13.151	+9.292	21:15:17.779
Beste Zeit.: 1:11.111			
Hannes Schwabl			
15	1:20.899	+17.040	21:16:38.678
16	1:10.893	+7.034	21:17:49.571
17	1:09.151	+5.292	21:18:58.722
18	1:15.312	+11.453	21:20:14.034
19	1:16.217	+12.358	21:21:30.251
Beste Zeit.: 1:09.151			
Friedrich Steger			
20	1:32.283	+28.424	21:23:02.534
21	1:16.626	+12.767	21:24:19.160
22	1:15.708	+11.849	21:25:34.868
23	1:19.814	+15.955	21:26:54.682
24	1:27.221	+23.362	21:28:21.903
Beste Zeit.: 1:15.708			
Wolfgang Gensbichler			
25	1:24.801	+20.942	21:29:46.704
26	1:19.947	+16.088	21:31:06.651
27	1:26.044	+22.185	21:32:32.695
28	1:11.921	+8.062	21:33:44.616
29	1:09.123	+5.264	21:34:53.739
30	1:11.310	+7.451	21:36:05.049
31	1:11.048	+7.189	21:37:16.097
Beste Zeit.: 1:09.123			
Josef Hasenauer			
32	1:17.600	+13.741	21:38:33.697
33	1:13.156	+9.297	21:39:46.853
34	1:17.409	+13.550	21:41:04.262
35	1:15.980	+12.121	21:42:20.242
36	1:16.664	+12.805	21:43:36.906
37	1:13.827	+9.968	21:44:50.733
38	1:20.836	+16.977	21:46:11.569
39	1:21.658	+17.799	21:47:33.227
Beste Zeit.: 1:13.156			
Hannes Schwabl			
40	1:23.368	+19.509	21:48:56.595
41	1:17.836	+13.977	21:50:14.431
42	1:16.817	+12.958	21:51:31.248
43	1:27.366	+23.507	21:52:58.614
44	1:20.883	+17.024	21:54:19.497
45	1:16.742	+12.883	21:55:36.239

Runde	Rundenzeit	Diff.	Tageszeit
46	1:20.347	+16.488	21:56:56.586
47	1:21.681	+17.822	21:58:18.267
48	1:20.870	+17.011	21:59:39.137
Beste Zeit.: 1:16.742			
(13) Swatch The Club			
Michaud Sebastien			
1	1:06.065	+0.198	20:59:43.560
2	1:08.016	+2.149	21:00:51.576
3	1:09.561	+3.694	21:02:01.137
4	1:08.824	+2.957	21:03:09.961
5	1:11.705	+5.838	21:04:21.666
6	1:07.072	+1.205	21:05:28.738
7	1:08.383	+2.516	21:06:37.121
8	1:34.231	+28.364	21:08:11.352
Beste Zeit.: 1:06.065			
Thomas Diet			
9	1:37.543	+31.676	21:09:48.895
10	1:05.867	-	21:10:54.762
11	1:05.984	+0.117	21:12:00.746
12	1:09.904	+4.037	21:13:10.650
13	1:08.361	+2.494	21:14:19.011
14	1:07.080	+1.213	21:15:26.091
15	1:06.498	+0.631	21:16:32.589
16	1:12.311	+6.444	21:17:44.900
Beste Zeit.: 1:05.867			
Phil Meier			
17	1:59.317	+53.450	21:19:44.217
18	1:10.582	+4.715	21:20:54.799
19	1:07.309	+1.442	21:22:02.108
20	1:11.076	+5.209	21:23:13.184
21	1:16.507	+10.640	21:24:29.691
22	1:09.669	+3.802	21:25:39.360
23	1:15.515	+9.648	21:26:54.875
24	1:14.799	+8.932	21:28:09.674
Beste Zeit.: 1:07.309			
Xavier De Le Rue			
25	1:23.519	+17.652	21:29:33.193
26	1:11.957	+6.090	21:30:45.150
27	1:10.257	+4.390	21:31:55.407
28	1:13.001	+7.134	21:33:08.408
29	1:13.858	+7.991	21:34:22.266
30	1:12.851	+6.984	21:35:35.117
31	1:17.108	+11.241	21:36:52.225
Beste Zeit.: 1:10.257			
Marc Mauron			
32	1:36.280	+30.413	21:38:28.505
33	1:13.672	+7.805	21:39:42.177
34	1:18.630	+12.763	21:41:00.807
35	1:14.370	+8.503	21:42:15.177
36	1:17.173	+11.306	21:43:32.350
37	1:17.219	+11.352	21:44:49.569
38	1:21.463	+15.596	21:46:11.032
39	1:24.206	+18.339	21:47:35.238
40	1:26.004	+20.137	21:49:01.242
Beste Zeit.: 1:13.672			
Sebastian Wolter			
41	1:37.677	+31.810	21:50:38.919
42	1:56.823	+50.956	21:52:35.742
43	1:18.560	+12.693	21:53:54.302

Runde	Rundenzeit	Diff.	Tageszeit
44	1:14.678	+8.811	21:55:08.980
45	1:20.430	+14.563	21:56:29.410
46	1:11.994	+6.127	21:57:41.404
47	1:15.494	+9.627	21:58:56.898
48	1:14.960	+9.093	22:00:11.858
Beste Zeit.: 1:11.994			
(18) Rosis			
Klaus Weinböck			
1	1:08.949	+3.170	20:59:47.271
2	1:08.950	+3.171	21:00:56.221
3	1:08.114	+2.335	21:02:04.335
4	1:07.561	+1.782	21:03:11.896
5	1:11.276	+5.497	21:04:23.172
6	1:10.398	+4.619	21:05:33.570
7	1:05.779	-	21:06:39.349
8	1:27.788	+22.009	21:08:07.137
9	1:06.540	+0.761	21:09:13.677
Beste Zeit.: 1:05.779			
Fridolin Schipflinger			
10	1:19.526	+13.747	21:10:33.203
11	1:07.231	+1.452	21:11:40.434
12	1:10.478	+4.699	21:12:50.912
13	1:09.349	+3.570	21:14:00.261
14	1:07.921	+2.142	21:15:08.182
15	1:07.214	+1.435	21:16:15.396
Beste Zeit.: 1:07.214			
Jürg Fleischmann			
16	1:23.138	+17.359	21:17:38.534
17	1:14.039	+8.260	21:18:52.573
18	1:17.330	+11.551	21:20:09.903
19	1:19.880	+14.101	21:21:29.783
20	1:26.334	+20.555	21:22:56.117
21	1:21.816	+16.037	21:24:17.933
22	1:20.775	+14.996	21:25:38.708
Beste Zeit.: 1:14.039			
Gerhard Krimbacher			
23	1:27.446	+21.667	21:27:06.154
24	1:14.861	+9.082	21:28:21.015
25	1:06.412	+0.633	21:29:27.427
26	1:07.912	+2.133	21:30:35.339
27	1:09.456	+3.677	21:31:44.795
Beste Zeit.: 1:06.412			
Alexander Pletzer			
28	1:20.521	+14.742	21:33:05.316
29	1:20.089	+14.310	21:34:25.405
30	1:16.735	+10.956	21:35:42.140
31	1:16.501	+10.722	21:36:58.641
Beste Zeit.: 1:16.501			
Christian Kolleritsch			
32	1:31.083	+25.304	21:38:29.724
33	1:16.263	+10.484	21:39:45.987
34	1:17.691	+11.912	21:41:03.678
35	1:15.918	+10.139	21:42:19.596
36	1:17.285	+11.506	21:43:36.881
37	1:33.356	+27.577	21:45:10.237
Beste Zeit.: 1:15.918			
Gerhard Krimbacher			
38	1:58.496	+52.717	21:47:08.733

Zeitnahmekommissar & Auswertung www.camp-company.de

Orbits 4

Rennleiter Geza Toth

www.amb-it.com

Sportkommissar: Wolfgang Schuster

www.mylaps.com

Lizensiert für Motorsport Events



Swatch Snow Mobile 2008

Heat Finale

Hinterglemm 0,840 Km

Finale

07.12.08 21:00

Rennen (1:00:00 Zeit)

Runde	Rundenzeit	Diff.	Tageszeit
39	2:02.389	+56.610	21:49:11.122
40	1:24.249	+18.470	21:50:35.371
41	1:32.615	+26.836	21:52:07.986
42	1:25.333	+19.554	21:53:33.319
43	1:22.286	+16.507	21:54:55.605
44	1:19.062	+13.283	21:56:14.667
45	1:20.610	+14.831	21:57:35.277
46	1:21.479	+15.700	21:58:56.756
47	1:20.111	+14.332	22:00:16.867
Beste Zeit.: 1:19.062			

(24) Höflinger Der Münchner Bäcker

Uwe Binnberg			
1	1:17.244	+13.507	20:59:56.453
2	1:15.285	+11.548	21:01:11.738
3	1:18.725	+14.988	21:02:30.463
4	1:19.115	+15.378	21:03:49.578
5	1:18.833	+15.096	21:05:08.411
6	1:21.835	+18.098	21:06:30.246
Beste Zeit.: 1:15.285			

Gerhard Forster			
7	1:27.415	+23.678	21:07:57.661
8	1:06.177	+2.440	21:09:03.838
9	1:10.857	+7.120	21:10:14.695
10	1:04.021	+0.284	21:11:18.716
11	1:07.803	+4.066	21:12:26.519
12	1:05.909	+2.172	21:13:32.428
13	1:41.416	+37.679	21:15:13.844
14	1:03.737	-	21:16:17.581
15	1:07.564	+3.827	21:17:25.145
16	1:07.233	+3.496	21:18:32.378
Beste Zeit.: 1:03.737			

Eric van Lammeren			
17	1:28.155	+24.418	21:20:00.533
18	1:24.518	+20.781	21:21:25.051
19	1:29.874	+26.137	21:22:54.925
20	1:33.423	+29.686	21:24:28.348
21	1:30.534	+26.797	21:25:58.882
Beste Zeit.: 1:24.518			

Josef Höflinger			
22	1:40.959	+37.222	21:27:39.841
23	1:14.786	+11.049	21:28:54.627
24	1:10.920	+7.183	21:30:05.547
25	1:15.169	+11.432	21:31:20.716
26	1:15.108	+11.371	21:32:35.824
27	1:18.881	+15.144	21:33:54.705
28	1:19.066	+15.329	21:35:13.771
Beste Zeit.: 1:10.920			

Franz Höflinger			
29	1:37.647	+33.910	21:36:51.418
30	1:17.405	+13.668	21:38:08.823
31	1:14.039	+10.302	21:39:22.862
32	1:14.496	+10.759	21:40:37.358
33	1:19.720	+15.983	21:41:57.078
34	1:19.392	+15.655	21:43:16.470
35	1:15.233	+11.496	21:44:31.703
36	1:41.879	+38.142	21:46:13.582
Beste Zeit.: 1:14.039			

Gerhard Forster			
37	1:51.123	+47.386	21:48:04.705

Runde	Rundenzeit	Diff.	Tageszeit
38	1:13.302	+9.565	21:49:18.007
39	1:14.127	+10.390	21:50:32.134
40	1:11.559	+7.822	21:51:43.693
41	1:14.935	+11.198	21:52:58.628
42	1:17.282	+13.545	21:54:15.910
43	1:11.863	+8.126	21:55:27.773
44	1:11.421	+7.684	21:56:39.194
45	1:10.522	+6.785	21:57:49.716
46	1:13.355	+9.618	21:59:03.071
47	1:20.490	+16.753	22:00:23.561
Beste Zeit.: 1:10.522			

(3) Lauda Motion

Hannes Danzinger			
1	1:11.196	+7.778	20:59:50.803
2	1:08.206	+4.788	21:00:59.009
3	1:08.453	+5.035	21:02:07.462
4	1:07.318	+3.900	21:03:14.780
5	1:09.308	+5.890	21:04:24.088
6	1:09.868	+6.450	21:05:33.956
7	1:06.231	+2.813	21:06:40.187
8	1:11.938	+8.520	21:07:52.125
9	1:03.418	-	21:08:55.543
Beste Zeit.: 1:03.418			

Franz Stocher			
10	1:18.797	+15.379	21:10:14.340
11	1:07.936	+4.518	21:11:22.276
12	1:09.020	+5.602	21:12:31.296
13	1:09.262	+5.844	21:13:40.558
14	1:13.662	+10.244	21:14:54.220
15	1:10.082	+6.664	21:16:04.302
16	1:09.940	+6.522	21:17:14.242
Beste Zeit.: 1:07.936			

Philipp Lechner			
17	1:35.340	+31.922	21:18:49.582
18	1:23.968	+20.550	21:20:13.550
19	1:23.346	+19.928	21:21:36.896
20	1:24.705	+21.287	21:23:01.601
21	1:28.115	+24.697	21:24:29.716
22	2:31.767	+1:28.349	21:27:01.483
Beste Zeit.: 1:23.346			

Stefan Miklauz			
23	1:35.524	+32.106	21:28:37.007
24	1:16.717	+13.299	21:29:53.724
25	1:14.120	+10.702	21:31:07.844
26	1:26.937	+23.519	21:32:34.781
27	1:18.094	+14.676	21:33:52.875
28	1:19.121	+15.703	21:35:11.996
29	1:24.299	+20.881	21:36:36.295
Beste Zeit.: 1:14.120			

Franz Stocher			
30	1:22.051	+18.633	21:37:58.346
31	1:17.466	+14.048	21:39:15.812
32	1:18.124	+14.706	21:40:33.936
33	1:16.099	+12.681	21:41:50.035
34	1:21.427	+18.009	21:43:11.462
35	1:15.537	+12.119	21:44:26.999
36	1:22.413	+18.995	21:45:49.412
37	1:28.353	+24.935	21:47:17.765
Beste Zeit.: 1:15.537			

Runde	Rundenzeit	Diff.	Tageszeit
Hannes Danzinger			
38	1:28.643	+25.225	21:48:46.408
39	1:15.819	+12.401	21:50:02.227
40	1:14.745	+11.327	21:51:16.972
41	1:18.481	+15.063	21:52:35.453
42	1:14.609	+11.191	21:53:50.062
43	2:05.794	+1:02.376	21:55:55.856
44	1:14.665	+11.247	21:57:10.521
45	1:14.701	+11.283	21:58:25.222
46	1:14.656	+11.238	21:59:39.878
Beste Zeit.: 1:14.609			

(21) Dubai Sport City

Kristian Ghedina			
1	1:09.886	+6.750	20:59:49.503
2	1:08.381	+5.245	21:00:57.884
3	1:08.716	+5.580	21:02:06.600
4	1:05.438	+2.302	21:03:12.038
5	1:06.969	+3.833	21:04:19.007
6	1:03.136	-	21:05:22.143
7	1:05.271	+2.135	21:06:27.414
8	1:04.274	+1.138	21:07:31.688
9	1:03.451	+0.315	21:08:35.139
Beste Zeit.: 1:03.136			

Mansoor Falaknaz			
10	1:17.370	+14.234	21:09:52.509
11	1:17.850	+14.714	21:11:10.359
12	1:18.267	+15.131	21:12:28.626
13	1:18.042	+14.906	21:13:46.668
14	2:05.574	+1:02.438	21:15:52.242
15	1:18.318	+15.182	21:17:10.560
Beste Zeit.: 1:17.370			

Markus Wegscheider			
16	1:34.023	+30.887	21:18:44.583
17	1:08.144	+5.008	21:19:52.727
18	1:07.520	+4.384	21:21:00.247
19	1:09.079	+5.943	21:22:09.326
20	1:07.591	+4.455	21:23:16.917
21	1:14.394	+11.258	21:24:31.311
22	1:14.912	+11.776	21:25:46.223
23	1:12.151	+9.015	21:26:58.374
Beste Zeit.: 1:07.520			

Kristian Ghedina			
24	1:39.143	+36.007	21:28:37.517
25	1:07.131	+3.995	21:29:44.648
26	1:05.182	+2.046	21:30:49.830
27	1:06.423	+3.287	21:31:56.253
28	1:07.978	+4.842	21:33:04.231
29	1:03.417	+0.281	21:34:07.648
30	1:07.577	+4.441	21:35:15.225
31	1:27.467	+24.331	21:36:42.692
32	1:09.007	+5.871	21:37:51.699
33	1:07.901	+4.765	21:38:59.600
Beste Zeit.: 1:03.417			

Stefan Hoffmann			
34	1:30.209	+27.073	21:40:29.809
35	1:27.545	+24.409	21:41:57.354
36	1:58.873	+55.737	21:43:56.227
Beste Zeit.: 1:27.545			

Ralf Kühne			

Zeitnahmekommissar & Auswertung www.camp-company.de

Orbits 4

Rennleiter Geza Toth

www.amb-it.com

Sportkommissar: Wolfgang Schuster

www.mylaps.com

Lizensiert für Motorsport Events



Swatch Snow Mobile 2008

Heat Finale

Hinterglemm 0,840 Km

Finale

07.12.08 21:00

Rennen (1:00:00 Zeit)

Runde	Rundenzeit	Diff.	Tageszeit
37	1:52.464	+49.328	21:45:48.691
38	1:44.423	+41.287	21:47:33.114
Beste Zeit.: 1:44.423			
Markus Wegscheider			
39	3:46.593	+2:43.457	21:51:19.707
40	1:17.266	+14.130	21:52:36.973
41	1:18.783	+15.647	21:53:55.756
42	1:15.053	+11.917	21:55:10.809
43	1:14.584	+11.448	21:56:25.393
44	1:16.152	+13.016	21:57:41.545
45	1:19.555	+16.419	21:59:01.100
46	1:23.630	+20.494	22:00:24.730
Beste Zeit.: 1:14.584			

(11) Swatch

Michael Konsel			
1	1:18.780	+11.839	20:59:58.816
2	1:14.291	+7.350	21:01:13.107
3	1:16.428	+9.487	21:02:29.535
4	1:12.810	+5.869	21:03:42.345
5	1:13.469	+6.528	21:04:55.814
6	1:12.880	+5.939	21:06:08.694
7	1:14.571	+7.630	21:07:23.265
Beste Zeit.: 1:12.810			
Raffaele Arturo			
8	1:31.014	+24.073	21:08:54.279
9	1:29.942	+23.001	21:10:24.221
Beste Zeit.: 1:29.942			
Florian Breitfuss			
10	1:32.527	+25.586	21:11:56.748
11	1:08.272	+1.331	21:13:05.020
12	1:13.778	+6.837	21:14:18.798
13	1:06.941	-	21:15:25.739
14	1:09.786	+2.845	21:16:35.525
15	1:12.051	+5.110	21:17:47.576
Beste Zeit.: 1:06.941			
Christian Hacker			
16	1:29.095	+22.154	21:19:16.671
17	1:21.573	+14.632	21:20:38.244
18	1:22.323	+15.382	21:22:00.567
19	1:23.081	+16.140	21:23:23.648
20	1:22.073	+15.132	21:24:45.721
21	1:22.294	+15.353	21:26:08.015
22	1:23.568	+16.627	21:27:31.583
Beste Zeit.: 1:21.573			
Alexander Strobl			
23	1:31.158	+24.217	21:29:02.741
24	1:13.595	+6.654	21:30:16.336
25	1:13.622	+6.681	21:31:29.958
26	1:14.339	+7.398	21:32:44.297
27	1:16.774	+9.833	21:34:01.071
28	1:15.832	+8.891	21:35:16.903
29	1:24.200	+17.259	21:36:41.103
Beste Zeit.: 1:13.595			
Rudi Semrad			
30	1:30.449	+23.508	21:38:11.552
31	1:24.399	+17.458	21:39:35.951
32	1:59.925	+52.984	21:41:35.876
33	1:36.042	+29.101	21:43:11.918

Runde	Rundenzeit	Diff.	Tageszeit
34	1:34.377	+27.436	21:44:46.295
35	1:40.060	+33.119	21:46:26.355
36	1:33.847	+26.906	21:48:00.202
Beste Zeit.: 1:24.399			
Florian Breitfuss			
37	1:40.552	+33.611	21:49:40.754
38	1:17.528	+10.587	21:50:58.282
39	1:22.602	+15.661	21:52:20.884
40	1:30.298	+23.357	21:53:51.182
41	1:16.702	+9.761	21:55:07.884
42	1:15.732	+8.791	21:56:23.616
43	1:16.528	+9.587	21:57:40.144
44	1:17.840	+10.899	21:58:57.984
45	1:23.411	+16.470	22:00:21.395
Beste Zeit.: 1:15.732			

(19) Saalbach Hinterglemm Leogang

Gustav Fenz			
1	1:12.239	+6.156	20:59:51.994
2	1:07.968	+1.885	21:00:59.962
3	1:08.504	+2.421	21:02:08.466
4	1:07.098	+1.015	21:03:15.564
5	1:09.376	+3.293	21:04:24.940
6	1:11.885	+5.802	21:05:36.825
7	1:06.083	-	21:06:42.908
8	1:11.644	+5.561	21:07:54.552
Beste Zeit.: 1:06.083			
Senad Grosic			
9	1:20.826	+14.743	21:09:15.378
10	1:08.657	+2.574	21:10:24.035
11	1:10.051	+3.968	21:11:34.086
12	1:07.983	+1.900	21:12:42.069
13	1:10.441	+4.358	21:13:52.510
14	1:10.418	+4.335	21:15:02.928
Beste Zeit.: 1:07.983			
Knud Tiroch			
15	1:25.673	+19.590	21:16:28.601
16	1:30.853	+24.770	21:17:59.454
17	1:29.182	+23.099	21:19:28.636
18	1:29.331	+23.248	21:20:57.967
19	1:28.832	+22.749	21:22:26.799
20	1:28.590	+22.507	21:23:55.389
21	1:28.022	+21.939	21:25:23.411
22	1:29.438	+23.355	21:26:52.849
Beste Zeit.: 1:25.673			
Roland Königshofer			
23	1:35.261	+29.178	21:28:28.110
24	1:17.679	+11.596	21:29:45.789
25	1:19.178	+13.095	21:31:04.967
26	1:29.350	+23.267	21:32:34.317
27	1:18.204	+12.121	21:33:52.521
28	1:19.013	+12.930	21:35:11.534
29	1:14.689	+8.606	21:36:26.223
30	1:16.838	+10.755	21:37:43.061
Beste Zeit.: 1:14.689			
Leo Hillinger			
31	1:30.745	+24.662	21:39:13.806
32	1:20.198	+14.115	21:40:34.004
33	1:22.703	+16.620	21:41:56.707
34	1:18.088	+12.005	21:43:14.795

Runde	Rundenzeit	Diff.	Tageszeit
35	1:30.208	+24.125	21:44:45.003
36	1:24.972	+18.889	21:46:09.975
37	1:22.762	+16.679	21:47:32.737
Beste Zeit.: 1:18.088			
Senad Grosic			
38	1:31.206	+25.123	21:49:03.943
39	1:22.151	+16.068	21:50:26.094
40	3:23.751	+2:17.668	21:53:49.845
41	1:17.586	+11.503	21:55:07.431
42	1:15.346	+9.263	21:56:22.777
43	1:17.554	+11.471	21:57:40.331
44	1:29.642	+23.559	21:59:09.973
45	1:45.275	+39.192	22:00:55.248
Beste Zeit.: 1:15.346			

(8) Goabstall

Hans Enn			
1	1:09.873	+4.231	20:59:48.755
2	1:08.606	+2.964	21:00:57.361
3	1:09.473	+3.831	21:02:06.834
4	1:07.206	+1.564	21:03:14.040
5	1:09.600	+3.958	21:04:23.640
6	1:12.854	+7.212	21:05:36.494
7	1:05.642	-	21:06:42.136
8	1:11.914	+6.272	21:07:54.050
Beste Zeit.: 1:05.642			
Johann Langreiter			
9	1:29.416	+23.774	21:09:23.466
10	1:17.495	+11.853	21:10:40.961
11	1:19.666	+14.024	21:12:00.627
Beste Zeit.: 1:17.495			
Johann Leitner			
12	1:32.566	+26.924	21:13:33.193
13	1:08.695	+3.053	21:14:41.888
14	1:08.724	+3.082	21:15:50.612
15	1:05.800	+0.158	21:16:56.412
16	1:05.817	+0.175	21:18:02.229
Beste Zeit.: 1:05.800			
Andreas Zehentner			
17	2:16.319	+1:10.677	21:20:18.548
18	1:13.494	+7.852	21:21:32.042
19	1:24.747	+19.105	21:22:56.789
20	1:21.976	+16.334	21:24:18.765
21	1:15.499	+9.857	21:25:34.264
22	1:19.974	+14.332	21:26:54.238
23	1:29.767	+24.125	21:28:24.005
Beste Zeit.: 1:13.494			
Peter Rieder			
24	1:23.493	+17.851	21:29:47.498
25	1:11.743	+6.101	21:30:59.241
26	1:16.194	+10.552	21:32:15.435
27	1:09.370	+3.728	21:33:24.805
28	1:11.892	+6.250	21:34:36.697
29	1:08.490	+2.848	21:35:45.187
30	1:22.711	+17.069	21:37:07.898
31	1:16.668	+11.026	21:38:24.566
Beste Zeit.: 1:08.490			
Manfred Pfeiffenberger			
32	1:20.627	+14.985	21:39:45.193

Zeitnahmekommissar & Auswertung www.camp-company.de

Orbits 4

Rennleiter Geza Toth

www.amb-it.com

Sportkommissar: Wolfgang Schuster

www.mylaps.com

Lizensiert für Motorsport Events



Swatch Snow Mobile 2008

Heat Finale

Hinterglemm 0,840 Km

Finale

07.12.08 21:00

Rennen (1:00:00 Zeit)

Runde	Rundenzeit	Diff.	Tageszeit
33	1:16.748	+11.106	21:41:01.941
34	1:15.661	+10.019	21:42:17.602
35	1:16.452	+10.810	21:43:34.054
36	1:15.859	+10.217	21:44:49.913
Beste Zeit.: 1:15.661			
Johann Leitner			
37	3:27.152	+2:21.510	21:48:17.065
38	2:16.695	+1:11.053	21:50:33.760
39	2:25.462	+1:19.820	21:52:59.222
40	2:10.717	+1:05.075	21:55:09.939
41	2:08.436	+1:02.794	21:57:18.375
42	2:11.268	+1:05.626	21:59:29.643
43	2:02.762	+57.120	22:01:32.405
Beste Zeit.: 2:02.762			

(15) Far Freight

Runde	Rundenzeit	Diff.	Tageszeit
Thomas Hatzenbichler			
1	1:25.248	+9.412	21:00:05.754
2	1:21.674	+5.838	21:01:27.428
3	1:27.792	+11.956	21:02:55.220
4	1:26.927	+11.091	21:04:22.147
5	1:21.519	+5.683	21:05:43.666
Beste Zeit.: 1:21.519			
Alexander Chernysh			
6	1:50.489	+34.653	21:07:34.155
7	1:58.679	+42.843	21:09:32.834
Beste Zeit.: 1:50.489			
Peter Gindl			
8	1:54.755	+38.919	21:11:27.589
9	1:43.237	+27.401	21:13:10.826
10	1:20.742	+4.906	21:14:31.568
11	1:18.989	+3.153	21:15:50.557
12	1:19.287	+3.451	21:17:09.844
Beste Zeit.: 1:18.989			
Vasif Tadzic			
13	1:38.375	+22.539	21:18:48.219
14	1:19.033	+3.197	21:20:07.252
15	1:21.652	+5.816	21:21:28.904
16	1:25.627	+9.791	21:22:54.531
17	1:17.485	+1.649	21:24:12.016
18	1:17.688	+1.852	21:25:29.704
19	1:24.239	+8.403	21:26:53.943
Beste Zeit.: 1:17.485			
Mario Stiefler			
20	1:32.900	+17.064	21:28:26.843
21	1:17.306	+1.470	21:29:44.149
22	1:20.167	+4.331	21:31:04.316
23	1:27.590	+11.754	21:32:31.906
24	1:19.461	+3.625	21:33:51.367
25	1:19.951	+4.115	21:35:11.318
Beste Zeit.: 1:17.306			
Manfred Stohl			
26	1:38.822	+22.986	21:36:50.140
27	1:15.836	-	21:38:05.976
28	1:15.954	+0.118	21:39:21.930
29	1:22.958	+7.122	21:40:44.888
30	1:16.274	+0.438	21:42:01.162
31	1:19.669	+3.833	21:43:20.831
32	1:23.688	+7.852	21:44:44.519

Runde	Rundenzeit	Diff.	Tageszeit
33	2:04.854	+49.018	21:46:49.373
Beste Zeit.: 1:15.836			
Peter Gindl			
34	1:35.123	+19.287	21:48:24.496
35	1:27.987	+12.151	21:49:52.483
36	1:30.599	+14.763	21:51:23.082
37	1:35.038	+19.202	21:52:58.120
38	1:29.951	+14.115	21:54:28.071
39	1:33.859	+18.023	21:56:01.930
40	1:33.899	+18.063	21:57:35.829
41	1:32.392	+16.556	21:59:08.221
42	1:38.277	+22.441	22:00:46.498
Beste Zeit.: 1:27.987			

(9) Falak Investements AG

Runde	Rundenzeit	Diff.	Tageszeit
Tala bin Dasmal			
1	1:20.697	+7.032	21:00:01.335
2	1:17.489	+3.824	21:01:18.824
3	1:14.147	+0.482	21:02:32.971
4	1:16.815	+3.150	21:03:49.786
5	1:19.083	+5.418	21:05:08.869
6	1:13.665	-	21:06:22.534
7	2:32.790	+1:19.125	21:08:55.324
Beste Zeit.: 1:13.665			
Ernst Stifter			
8	1:32.634	+18.969	21:10:27.958
9	2:06.329	+52.664	21:12:34.287
10	2:19.105	+1:05.440	21:14:53.392
11	1:16.478	+2.813	21:16:09.870
Beste Zeit.: 1:16.478			
Sareed al Zubaidy			
12	2:06.382	+52.717	21:18:16.252
13	2:04.748	+51.083	21:20:21.000
14	1:20.238	+6.573	21:21:41.238
15	1:24.759	+11.094	21:23:05.997
Beste Zeit.: 1:20.238			
Paul von Guggenberg			
16	1:41.419	+27.754	21:24:47.416
17	1:24.164	+10.499	21:26:11.580
18	1:29.737	+16.072	21:27:41.317
Beste Zeit.: 1:24.164			
David Cronin			
19	1:40.594	+26.929	21:29:21.911
20	1:23.754	+10.089	21:30:45.665
Beste Zeit.: 1:23.754			
Tala bin Dasmal			
21	2:18.975	+1:05.310	21:33:04.640
22	1:33.737	+20.072	21:34:38.377
Beste Zeit.: 1:33.737			
Karin Termine			
23	2:15.864	+1:02.199	21:36:54.241
Beste Zeit.: 2:15.864			
Ernst Stifter			
24	2:23.658	+1:09.993	21:39:17.899
25	1:27.542	+13.877	21:40:45.441
26	1:29.029	+15.364	21:42:14.470
27	1:31.299	+17.634	21:43:45.769

Runde	Rundenzeit	Diff.	Tageszeit
28	1:28.037	+14.372	21:45:13.806
Beste Zeit.: 1:27.542			
Paul von Guggenberg			
29	3:48.648	+2:34.983	21:49:02.454
30	1:43.487	+29.822	21:50:45.941
31	1:51.892	+38.227	21:52:37.833
Beste Zeit.: 1:43.487			
Karin Termine			
32	2:05.442	+51.777	21:54:43.275
33	5:41.856	+4:28.191	22:00:25.131
Beste Zeit.: 2:05.442			

(14) Red Bull Mobile

Runde	Rundenzeit	Diff.	Tageszeit
Martin Freinademetz			
1	1:07.873	+6.913	20:59:46.574
2	1:05.554	+4.594	21:00:52.128
3	1:04.089	+3.129	21:01:56.217
4	1:03.317	+2.357	21:02:59.534
5	1:03.583	+2.623	21:04:03.117
6	1:06.096	+5.136	21:05:09.213
7	1:13.093	+12.133	21:06:22.306
8	2:22.625	+1:21.665	21:08:44.931
9	1:00.960	-	21:09:45.891
10	1:02.435	+1.475	21:10:48.326
11	1:00.997	+0.037	21:11:49.323
Beste Zeit.: 1:00.960			
Thomas Kerschhaggl			
12	1:12.324	+11.364	21:13:01.647
13	1:13.898	+12.938	21:14:15.545
14	1:04.376	+3.416	21:15:19.921
15	1:09.362	+8.402	21:16:29.283
16	1:07.051	+6.091	21:17:36.334
17	1:05.805	+4.845	21:18:42.139
18	1:04.446	+3.486	21:19:46.585
19	2:09.911	+1:08.951	21:21:56.496
20	1:09.865	+8.905	21:23:06.361
21	1:21.551	+20.591	21:24:27.912
22	1:11.502	+10.542	21:25:39.414
23	1:16.485	+15.525	21:26:55.899
Beste Zeit.: 1:04.376			
Josef Hirschbichler			
24	1:28.603	+27.643	21:28:24.502
25	1:10.541	+9.581	21:29:35.043
26	1:50.329	+49.369	21:31:25.372
27	1:11.105	+10.145	21:32:36.477
28	1:25.330	+24.370	21:34:01.807
29	1:11.724	+10.764	21:35:13.531
30	1:12.397	+11.437	21:36:25.928
31	1:07.837	+6.877	21:37:33.765
Beste Zeit.: 1:07.837			
Martin Freinademetz			
32	1:21.370	+20.410	21:38:55.135
33	1:06.631	+5.671	21:40:01.766
34	1:09.499	+8.539	21:41:11.265
35	1:09.811	+8.851	21:42:21.076
36	1:16.285	+15.325	21:43:37.361
37	1:13.574	+12.614	21:44:50.935
38	1:21.906	+20.946	21:46:12.841
39	1:20.101	+19.141	21:47:32.942
Beste Zeit.: 1:06.631			

Zeitnahmekommissar & Auswertung www.camp-company.de

Orbits 4

Rennleiter Geza Toth

www.amb-it.com

Sportkommissar: Wolfgang Schuster

www.mylaps.com

Lizensiert für Motorsport Events



Swatch Snow Mobile 2008

Heat Finale

Hinterglemm 0,840 Km

Finale

07.12.08 21:00

Rennen (1:00:00 Zeit)

Runde	Rundenzeit	Diff.	Tageszeit
Christian Scheyerer			
40	1:30.250	+29.290	21:49:03.192
41	1:21.797	+20.837	21:50:24.989
Beste Zeit.: 1:21.797			

(1) Hitradio Ö3

Runde	Rundenzeit	Diff.	Tageszeit
Wolfgang Tremel			
1	1:18.196	+3.890	20:59:59.155
2	1:14.306	-	21:01:13.461
3	1:16.952	+2.646	21:02:30.413
4	1:36.600	+22.294	21:04:07.013
Beste Zeit.: 1:14.306			

(2) Wings for Life

Runde	Rundenzeit	Diff.	Tageszeit
Andreas Meklau			
1	1:05.537	+2.276	20:59:43.159
2	1:03.261	-	21:00:46.420
Beste Zeit.: 1:03.261			

Runde	Rundenzeit	Diff.	Tageszeit
-------	------------	-------	-----------

Runde	Rundenzeit	Diff.	Tageszeit
-------	------------	-------	-----------